

BMCRC-MRO Championships 2019



BMCRC THUNDERBIKE SPORT

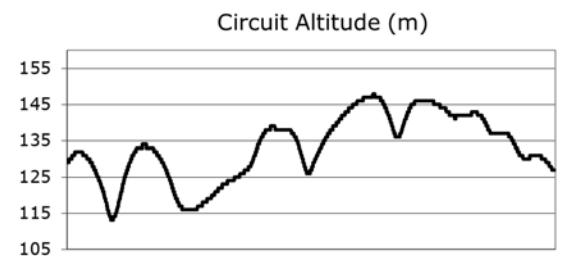
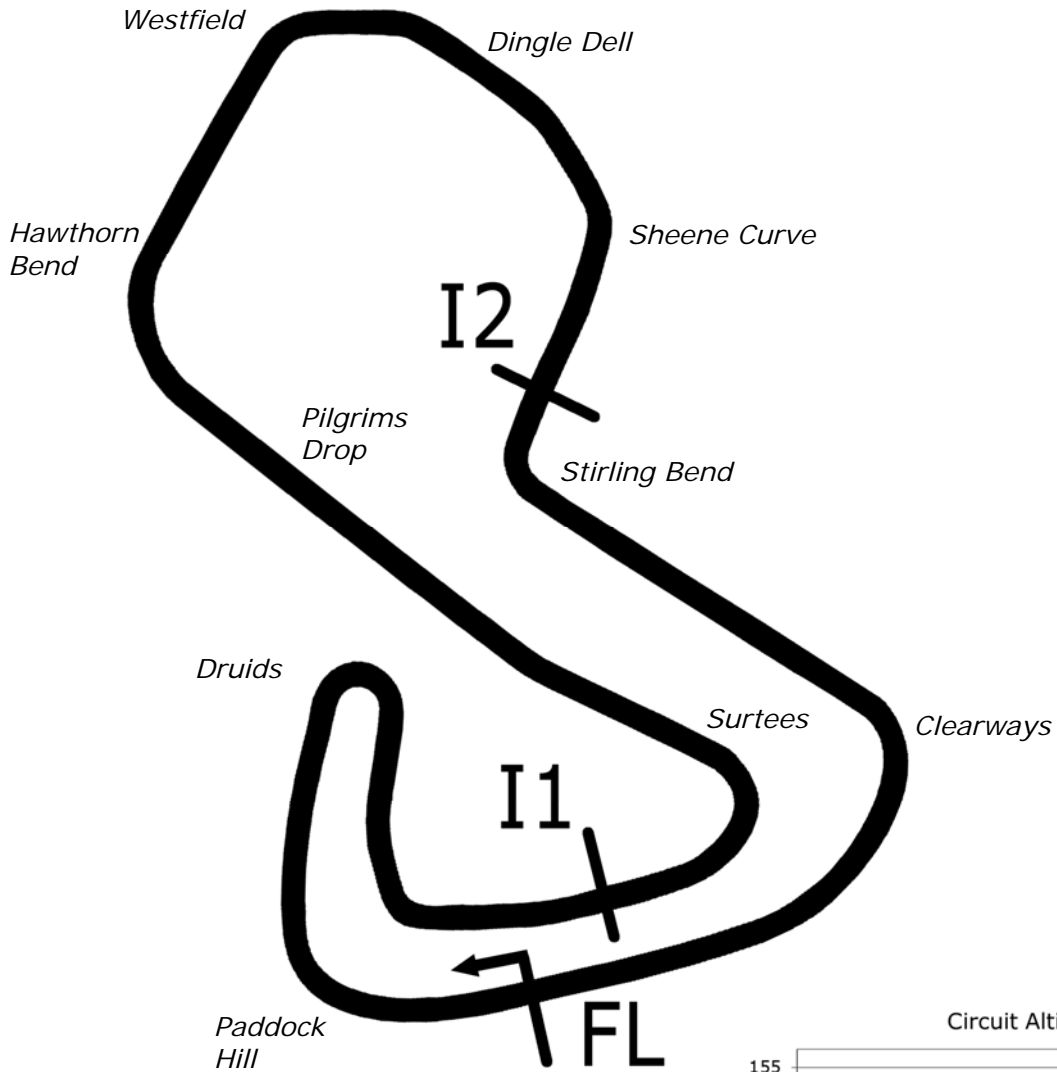
Brands Hatch GP Circuit

13th / 14th July 2019



Results Provided by Timing Solutions Ltd
www.tsl-timing.com

Brands Hatch GP



Length	2.4332 miles	3916.0 m	
FL		51.36032 N	0.26032 E
I1	1116m	51.35934 N	0.25955 E
I2	2928m	51.35532 N	0.26250 E
Pit Entry	3646m	51.35911 N	0.25743 E
Pit Exit	26m after FL	51.36027 N	0.26078 E
Pit Entry-Pit Exit 277m, 16.6s @60kph, 12.4s @80kph			

All results available at www.tsl-timing.com

BMCRC - MRO Championships 2019 - Rnd 6 @ Brands Hatch GP



BMCRC Thunderbike Sport

QUALIFYING - COMBINED CLASSIFICATION

POS	NO	CL	PIC	NAME	ENTRY	FIRST		SECOND		GAP	DIFF
						TIME	LAPS	TIME	LAPS		
1	74	B	1	Daniel SINGLETON	Honda - Bambino Developments Racing	1:36.729	8		0		
2	47	C	1	Thomas WATSON	Yamaha - Motorsportdays.com TEA Time Racing	1:38.314	7		0	1.585	1.585
3	121	B	2	Roger MARSH	Honda -	1:38.835	6		0	2.106	0.521
4	54	C	2	Adam JAMISON	Yamaha - AJ Racing	1:39.249	5		0	2.520	0.414
5	961	B	3	Jack SIM	Yamaha - Platform Lift Engineers Ltd	1:39.808	7		0	3.079	0.559
6	48	C	3	Shaun WALLIS	Yamaha - Watling Tyres	1:41.319	7		0	4.590	1.511
7	9	B	4	Mark TAYLOR	Suzuki - SDC Performance	1:41.719	5		0	4.990	0.400
8	19	C	4	Kevin LILLEY	SUZUKI - Trafalgar Cleaning Eqpt. / Vanson Leathers	1:42.350	7		0	5.621	0.631
9	73	B	5	Vincent LEWIN	Suzuki - VINITWINRACING.CO.UK	1:42.492	7		0	5.763	0.142
10	34	A	1	Dan THOMAS (R)	Suzuki -			1:42.863	7	6.134	0.371
11	93	C	5	Jack WALLIS	Yamaha - Watling Tyres	1:43.119	7		0	6.390	0.256
12	75	B	6	Stewart MAY	Honda - Tilehurst Glass	1:43.286	6		0	6.557	0.167
13	13	C	6	Wil GREEN	Suzuki - Faith Fueled Racing	1:43.366	7		0	6.637	0.080
14	76	B	7	Phillip RODGERS	Suzuki - pinbadgelab.co.uk	1:43.376	5		0	6.647	0.010
15	72	C	7	Kevin MILLER	Honda - Mechanical Air Supplies Ltd	1:43.588	7		0	6.859	0.212
16	84	B	8	Ricardo BRANCO	Yamaha - IMP Racing	1:43.614	7		0	6.885	0.026
17	191	C	8	James SEATH	Kawasaki - Ovenden Earthmoving	1:43.681	7		0	6.952	0.067
18	85	B	9	Andrew KITE	Ducati - Red Rebel Racing	1:44.145	7		0	7.416	0.464
19	146	C	9	Simon GATES	Suzuki - Team Kawafati	1:44.505	7		0	7.776	0.360
20	46	B	10	Jeff MORRIS	Suzuki -	1:44.759	5		0	8.030	0.254
21	51	C	10	Paul BEESLEY	Yamaha - My Mrs	1:45.243	7		0	8.514	0.484
22	17	A	2	Tommy DOWNES (R)	Suzuki - Ray Gnarley/ MoreMoto			1:45.862	5	9.133	0.619
23	56	B	11	Jamie INGHAM	Suzuki - Oadby motorcycle services	1:46.193	7		0	9.464	0.331
24	104	A	3	Alex ROBINSON (R)	Honda - Boa			1:46.463	7	9.734	0.270
25	50	C	11	Paul ROBSON	Yamaha - RBProperty services & Environment Lighting	1:46.603	5		0	9.874	0.140
26	80	B	12	Leon STEWART	Suzuki -	1:46.622	5		0	9.893	0.019
27	12	C	12	Grant WALKER	Kawasaki - Fins Motorcycles	1:46.901	7		0	10.172	0.279
28	66	B	13	Mark SMITH	Yamaha - MHP EXHAUST S	1:47.446	7		0	10.717	0.545
29	117	C	13	Jordan HARRIS	Suzuki - Steve Jordan Motorcycles	1:47.731	6		0	11.002	0.285
30	171	A	4	Colin CLUNE	Suzuki -	1:48.312	7		0	11.583	0.581
31	22	B	14	Matthew MAY	Honda - Tilehurst Glass Racing	1:48.906	6		0	12.177	0.594
32	52	C	14	Gary JARMAN	Kawasaki - G & S Motorcycle tyres	1:49.187	4		0	12.458	0.281
33	37	A	5	Ricky WOODS	Suzuki - T & S Vehicle Repairs	1:49.762	5		0	13.033	0.575
34	156	B	15	Michael STONE	Suzuki -	1:50.185	1		0	13.456	0.423
35	53	A	6	Tim BANWELL (R)	Yamaha -			1:50.616	6	13.887	0.431
36	747	C	15	Allan CLARK	Kawasaki - A Clark & Sons Builders	1:50.781	6		0	14.052	0.165
37	45	A	7	Tom STEVENS	Suzuki -	1:50.961	6		0	14.232	0.180
38	40	A	8	Simon WILKINSON (R)	Suzuki - S P Wilkinson Engineering Ltd			1:51.129	6	14.400	0.168
39	624	A	9	Matthew FEDRICK (R)	Yamaha - Matthew Fedrick farriers ltd			1:51.176	6	14.447	0.047
40	33	A	10	Peter PARAPANOS (R)	Honda -			1:51.472	6	14.743	0.296
41	20	B	16	Connor SWYER	Kawasaki - WSC Performance & Owkay clothing	1:51.493	6		0	14.764	0.021
42	10	C	16	Bradley ROBINSON	Kawasaki -	1:52.947	5		0	16.218	1.454
43	16	A	11	Geoff LANSDELL	Suzuki - EPG Domestic	1:53.814	6		0	17.085	0.867
44	101	A	12	Glen TRIPP (R)	Honda - yaki too racing			1:53.819	6	17.090	0.005
45	421	B	17	David ATKINS	Kawasaki - DA PLUMBING and MECHANICAL LTD	1:54.198	6		0	17.469	0.379
46	143	C	17	Robert DAVIE	Suzuki -	1:55.095	6		0	18.366	0.897
47	77	A	13	Joe WHITE (R)	Kawasaki - Just In Graphics / MZ Contracts			1:55.293	6	18.564	0.198
48	187	A	14	David TREVEIL (R)	Yamaha -			1:56.131	6	19.402	0.838
49	113	A	15	Mark LAWRENCE	Honda - Sarky racing	1:56.159	6		0	19.430	0.028
50	144	B	18	Nick CRONIN	Suzuki - Kite Motorcycles	1:57.057	6		0	20.328	0.898
51	196	A	16	Emma PETERSON (R)	Yamaha - Plus racing gear, Helmet city Chichester, WG T			1:59.520	6	22.791	2.463
52	70	A	17	Vanessa GILLAM (R)	Suzuki - No More Straps			2:08.499	5	31.770	8.979
53	90	C	18	Edward WATSON	Yamaha - Motorsportdays.com TEA Time Racing				0		

Brands Hatch GP
Circuit Length = 2.4332 miles
Start: 09:51 Flag 10:04 End: 10:05

Weather / Track : Bright / Dry

These results are provisional until the conclusion of any judicial and technical matters.

Clerk Of Course :	Timekeeper :
-------------------	--------------

Results can be found at www.tsl-timing.com

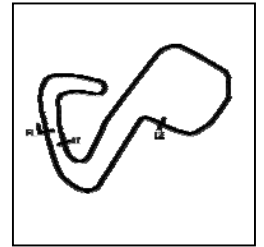
Printed - 10:26 Saturday, 13 July 2019



BMCRC - MRO Championships 2019 - Rnd 6 @ Brands Hatch GP

BMCRC Thunderbike Sport

QUALIFYING - SECTOR ANALYSIS



SECTOR 1 = FL to I1, SECTOR 2 = I1 to I2, SECTOR 3 = I2 to FL, DIFF = Difference To Personal Best Lap, P = Crossed Finish Line in Pit Lane, D = Time Disallowed

P1 74 B Daniel SINGLETON		Honda - Bambino Developments Racing					
IDEAL LAP TIME : 1:36.674		BEST LAP TIME : 1:36.729		DIFFERENCE : 0.055			
LAP	SECTOR 1	SECTOR 2	SECTOR 3	LAP TIME	MPH	DIFF	TIME OF DAY
1 -	31.880	44.823	23.498	1:40.201	87.42	3.472	09:21:18.074
2 -	31.289	43.778	23.391	1:38.458	88.97	1.729	09:22:56.532
3 -	31.151	44.457	23.627	1:39.235	88.27	2.506	09:24:35.767
4 -	31.276	43.655	23.211	1:38.142	89.25	1.413	09:26:13.909
5 -	30.822	45.699	23.609	1:40.130	87.48	3.401	09:27:54.039
6 -	31.002	43.652	23.026	1:37.680 (2)	89.67	0.951	09:29:31.719
7 -	30.829	43.842	23.359	1:38.030 (3)	89.35	1.301	09:31:09.749
8 -	30.625	43.023	23.081	1:36.729 (1)	90.56		09:32:46.478

P2 47 C Thomas WATSON		Yamaha - Motorsportdays.com TEA Time Racing					
IDEAL LAP TIME : 1:38.030		BEST LAP TIME : 1:38.314		DIFFERENCE : 0.284			
LAP	SECTOR 1	SECTOR 2	SECTOR 3	LAP TIME	MPH	DIFF	TIME OF DAY
1 -	35.127	45.773	24.370	1:45.270	83.21	6.956	09:22:37.795
2 -	31.342	45.642	23.646	1:40.630	87.05	2.316	09:24:18.425
3 -	31.273	45.407	24.626	1:41.306	86.46	2.992	09:25:59.731
4 -	31.618	43.821	23.325	1:38.764 (2)	88.69	0.450	09:27:38.495
5 -	31.170	43.840	23.304	1:38.314 (1)	89.10		09:29:16.809
6 -	30.905	44.575	23.503	1:38.983	88.49	0.669	09:30:55.792
7 -	31.378	44.134	23.395	1:38.907 (3)	88.56	0.593	09:32:34.699

P3 121 B Roger MARSH		Honda -					
IDEAL LAP TIME : 1:38.213		BEST LAP TIME : 1:38.835		DIFFERENCE : 0.622			
LAP	SECTOR 1	SECTOR 2	SECTOR 3	LAP TIME	MPH	DIFF	TIME OF DAY
1 -	31.903	44.857	23.339	1:40.099	87.51	1.264	09:21:22.845
2 -	31.463	44.359	23.380	1:39.202	88.30	0.367	09:23:02.047
3 -	31.580	44.063	23.192	1:38.835 (1)	88.63		09:24:40.882
4 -	31.165	44.367	23.524	1:39.056 (2)	88.43	0.221	09:26:19.938
5 -	30.958	44.545	23.638	1:39.141 (3)	88.35	0.306	09:27:59.079
6 -	31.908	44.713	23.206	1:39.827	87.75	0.992	09:29:38.906

P4 54 C Adam JAMISON		Yamaha - AJ Racing					
IDEAL LAP TIME : 1:38.923		BEST LAP TIME : 1:39.249		DIFFERENCE : 0.326			
LAP	SECTOR 1	SECTOR 2	SECTOR 3	LAP TIME	MPH	DIFF	TIME OF DAY
1 -	32.592	45.333	24.160	1:42.085	85.80	2.836	09:21:16.255
2 -	31.840	44.638	23.664	1:40.142	87.47	0.893	09:22:56.397
3 -	31.649	44.425	23.723	1:39.797 (2)	87.77	0.548	09:24:36.194
4 -	31.526	44.197	23.526	1:39.249 (1)	88.26		09:26:15.443
5 -	31.200	44.671	24.054	1:39.925 (3)	87.66	0.676	09:27:55.368

P5 961 B Jack SIM		Yamaha - Platform Lift Engineers Ltd					
IDEAL LAP TIME : 1:39.458		BEST LAP TIME : 1:39.808		DIFFERENCE : 0.350			
LAP	SECTOR 1	SECTOR 2	SECTOR 3	LAP TIME	MPH	DIFF	TIME OF DAY
1 -	32.962	45.611	24.140	1:42.713	85.28	2.905	09:21:26.476
2 -	32.030	44.496	23.729	1:40.255	87.37	0.447	09:23:06.731
3 -	31.613	44.877	23.527	1:40.017 (3)	87.58	0.209	09:24:46.748
4 -	32.011	44.387	23.554	1:39.952 (2)	87.64	0.144	09:26:26.700
5 -	31.801	44.549	23.458	1:39.808 (1)	87.76		09:28:06.508
6 -	32.419	46.082	24.661	1:43.162	84.91	3.354	09:29:49.670
7 -	32.100	45.078	23.505	1:40.683	87.00	0.875	09:31:30.353

P6 48 C Shaun WALLIS		Yamaha - Watling Tyres					
IDEAL LAP TIME : 1:40.870		BEST LAP TIME : 1:41.319		DIFFERENCE : 0.449			
LAP	SECTOR 1	SECTOR 2	SECTOR 3	LAP TIME	MPH	DIFF	TIME OF DAY
1 -	33.760	47.027	24.551	1:45.338	83.15	4.019	09:21:25.365
2 -	32.747	45.469	23.859	1:42.075	85.81	0.756	09:23:07.440

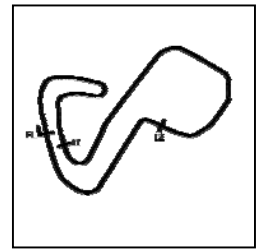
Weather / Track : Bright / Dry

Brands Hatch GP
Circuit Length = 2.4332 miles
Start: 09:18 Flag 09:31 End: 09:33

BMCRC - MRO Championships 2019 - Rnd 6 @ Brands Hatch GP

BMCRC Thunderbike Sport

QUALIFYING - SECTOR ANALYSIS



SECTOR 1 = FL to I1, SECTOR 2 = I1 to I2, SECTOR 3 = I2 to FL, DIFF = Difference To Personal Best Lap, P = Crossed Finish Line in Pit Lane, D = Time Disallowed

3 -	32.247	45.423	24.011	1:41.681 (2)	86.15	0.362	09:24:49.121
4 -	32.573	45.193	23.553	1:41.319 (1)	86.45		09:26:30.440
5 -	32.124	46.063	23.689	1:41.876 (3)	85.98	0.557	09:28:12.316
6 -	32.450	46.705	24.014	1:43.169	84.90	1.850	09:29:55.485
7 -	32.996	47.126	24.289	1:44.411	83.89	3.092	09:31:39.896

P7	9 B	Mark TAYLOR	Suzuki - SDC Performance				
IDEAL LAP TIME : 1:41.606		BEST LAP TIME : 1:41.719		DIFFERENCE : 0.113			
LAP	SECTOR 1	SECTOR 2	SECTOR 3	LAP TIME	MPH	DIFF	TIME OF DAY
1 -	33.641	46.664	24.614	1:44.919	83.49	3.200	09:21:28.621
2 -	31.984	45.731	24.342	1:42.057 (3)	85.83	0.338	09:23:10.678
3 -	31.699	45.893	24.516	1:42.108	85.78	0.389	09:24:52.786
4 -	31.656	45.761	24.328	1:41.745 (2)	86.09	0.026	09:26:34.531
5 -	31.618	45.675	24.426	1:41.719 (1)	86.11		09:28:16.250

P8	19 C	Kevin LILLEY	SUZUKI - Trafalgar Cleaning Eqpt. / Vanson Leathers				
IDEAL LAP TIME : 1:42.300		BEST LAP TIME : 1:42.350		DIFFERENCE : 0.050			
LAP	SECTOR 1	SECTOR 2	SECTOR 3	LAP TIME	MPH	DIFF	TIME OF DAY
1 -	33.608	47.403	24.782	1:45.793	82.80	3.443	09:22:01.241
2 -	33.466	46.086	25.980	1:45.532	83.00	3.182	09:23:46.773
3 -	32.610	46.571	24.932	1:44.113	84.13	1.763	09:25:30.886
4 -	31.960	46.439	24.657	1:43.056 (2)	85.00	0.706	09:27:13.942
5 -	31.918	45.845	24.587	1:42.350 (1)	85.58		09:28:56.292
6 -	34.145	47.277	25.160	1:46.582	82.18	4.232	09:30:42.874
7 -	32.679	45.999	24.537	1:43.215 (3)	84.86	0.865	09:32:26.089

P9	73 B	Vincent LEWIN	Suzuki - VINITWINRACING.CO.UK				
IDEAL LAP TIME : 1:42.169		BEST LAP TIME : 1:42.492		DIFFERENCE : 0.323			
LAP	SECTOR 1	SECTOR 2	SECTOR 3	LAP TIME	MPH	DIFF	TIME OF DAY
1 -	33.242	46.642	24.211	1:44.095	84.15	1.603	09:22:01.252
2 -	33.172	46.087	25.974	1:45.233	83.24	2.741	09:23:46.485
3 -	33.162	46.027	24.367	1:43.556 (3)	84.59	1.064	09:25:30.041
4 -	32.374	45.994	24.124	1:42.492 (1)	85.46		09:27:12.533
5 -	33.008	45.896	24.678	1:43.582	84.56	1.090	09:28:56.115
6 -	33.689	47.825	24.717	1:46.231	82.46	3.739	09:30:42.346
7 -	32.902	45.671	24.267	1:42.840 (2)	85.17	0.348	09:32:25.186

P10	93 C	Jack WALLIS	Yamaha - Walling Tyres				
IDEAL LAP TIME : 1:42.738		BEST LAP TIME : 1:43.119		DIFFERENCE : 0.381			
LAP	SECTOR 1	SECTOR 2	SECTOR 3	LAP TIME	MPH	DIFF	TIME OF DAY
1 -	36.284	48.153	24.772	1:49.209	80.21	6.090	09:21:31.674
2 -	33.781	46.422	24.016	1:44.219 (2)	84.05	1.100	09:23:15.893
3 -	33.601	46.945	25.838	1:46.384 (3)	82.34	3.265	09:25:02.277
4 -	35.184	47.764	24.336	1:47.284	81.65	4.165	09:26:49.561
5 -	33.053	45.792	24.274	1:43.119 (1)	84.94		09:28:32.680
6 -	32.930	47.519	28.255	1:48.704	80.58	5.585	09:30:21.384
7 -	36.410	51.588	26.307	1:54.305	76.63	11.186	09:32:15.689

P11	75 B	Stewart MAY	Honda - Tilehurst Glass				
IDEAL LAP TIME : 1:43.286		BEST LAP TIME : 1:43.286		DIFFERENCE : 0.000			
LAP	SECTOR 1	SECTOR 2	SECTOR 3	LAP TIME	MPH	DIFF	TIME OF DAY
1 -	34.386	48.051	25.574	1:48.011	81.10	4.725	09:22:07.944
2 -	33.974	47.037	24.937	1:45.948	82.68	2.662	09:23:53.892
3 -	33.578	47.255	24.535	1:45.368 (2)	83.13	2.082	09:25:39.260
4 -	33.501	47.790	24.501	1:45.792	82.80	2.506	09:27:25.052
5 -	32.623	46.271	24.392	1:43.286 (1)	84.81		09:29:08.338
6 -	33.204	47.425	24.902	1:45.531 (3)	83.00	2.245	09:30:53.869

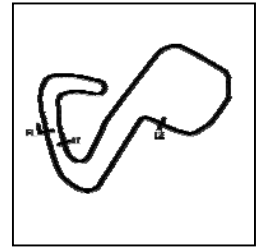
Weather / Track : Bright / Dry

Brands Hatch GP
Circuit Length = 2.4332 miles
Start: 09:18 Flag 09:31 End: 09:33

BMCRC - MRO Championships 2019 - Rnd 6 @ Brands Hatch GP

BMCRC Thunderbike Sport

QUALIFYING - SECTOR ANALYSIS



SECTOR 1 = FL to I1, SECTOR 2 = I1 to I2, SECTOR 3 = I2 to FL, DIFF = Difference To Personal Best Lap, P = Crossed Finish Line in Pit Lane, D = Time Disallowed

P12 13 C		Wil GREEN		Suzuki - Faith Fueled Racing			
IDEAL LAP TIME : 1:43.366		BEST LAP TIME : 1:43.366		DIFFERENCE : 0.000			
LAP	SECTOR 1	SECTOR 2	SECTOR 3	LAP TIME	MPH	DIFF	TIME OF DAY
1 -	33.961	49.125	25.433	1:48.519	80.72	5.153	09:22:04.583
2 -	33.620	47.443	25.350	1:46.413 (3)	82.31	3.047	09:23:50.996
3 -	33.010	47.996	25.972	1:46.978	81.88	3.612	09:25:37.974
4 -	33.070	46.954	25.046	1:45.070 (2)	83.37	1.704	09:27:23.044
5 -	33.123	48.251	25.766	1:47.140	81.76	3.774	09:29:10.184
6 -	32.684	49.458	25.413	1:47.555	81.44	4.189	09:30:57.739
7 -	32.527	46.203	24.636	1:43.366 (1)	84.74		09:32:41.105

P13 76 B		Phillip RODGERS		Suzuki - pinbadgelab.co.uk			
IDEAL LAP TIME : 1:43.376		BEST LAP TIME : 1:43.376		DIFFERENCE : 0.000			
LAP	SECTOR 1	SECTOR 2	SECTOR 3	LAP TIME	MPH	DIFF	TIME OF DAY
1 -	34.284	49.126	25.616	1:49.026	80.34	5.650	09:22:05.258
2 -	33.944	47.372	24.850	1:46.166 (3)	82.51	2.790	09:23:51.424
3 -	32.761	47.525	26.019	1:46.305	82.40	2.929	09:25:37.729
4 -	33.103	47.312	24.972	1:45.387 (2)	83.12	2.011	09:27:23.116
5 -	32.298	46.258	24.820	1:43.376 (1)	84.73		09:29:06.492

P14 72 C		Kevin MILLER		Honda - Mechanical Air Supplies Ltd			
IDEAL LAP TIME : 1:43.487		BEST LAP TIME : 1:43.588		DIFFERENCE : 0.101			
LAP	SECTOR 1	SECTOR 2	SECTOR 3	LAP TIME	MPH	DIFF	TIME OF DAY
1 -	34.995	48.825	25.293	1:49.113	80.28	5.525	09:21:34.747
2 -	33.810	47.176	24.260	1:45.246	83.23	1.658	09:23:19.993
3 -	33.853	46.371	24.403	1:44.627 (3)	83.72	1.039	09:25:04.620
4 -	33.693	47.275	24.315	1:45.283	83.20	1.695	09:26:49.903
5 -	33.137	46.421	24.030	1:43.588 (1)	84.56		09:28:33.491
6 -	33.086	48.244	24.880	1:46.210	82.47	2.622	09:30:19.701
7 -	33.507	46.654	24.449	1:44.610 (2)	83.73	1.022	09:32:04.311

P15 84 B		Ricardo BRANCO		Yamaha - IMP Racing			
IDEAL LAP TIME : 1:43.500		BEST LAP TIME : 1:43.614		DIFFERENCE : 0.114			
LAP	SECTOR 1	SECTOR 2	SECTOR 3	LAP TIME	MPH	DIFF	TIME OF DAY
1 -	34.833	47.723	25.070	1:47.626	81.39	4.012	09:21:32.706
2 -	33.883	47.244	24.617	1:45.744	82.84	2.130	09:23:18.450
3 -	33.666	47.205	24.590	1:45.461 (3)	83.06	1.847	09:25:03.911
4 -	33.479	46.514	24.194	1:44.187 (2)	84.07	0.573	09:26:48.098
5 -	33.071	46.235	24.308	1:43.614 (1)	84.54		09:28:31.712
6 -	33.501	49.378	24.831	1:47.710	81.32	4.096	09:30:19.422
7 -	34.134	47.155	24.476	1:45.765	82.82	2.151	09:32:05.187

P16 191 C		James SEATH		Kawasaki - Ovenden Earthmoving			
IDEAL LAP TIME : 1:42.804		BEST LAP TIME : 1:43.681		DIFFERENCE : 0.877			
LAP	SECTOR 1	SECTOR 2	SECTOR 3	LAP TIME	MPH	DIFF	TIME OF DAY
1 -	35.733	50.108	25.260	1:51.101	78.84	7.420	09:21:37.118
2 -	33.214	46.965	24.649	1:44.828	83.56	1.147	09:23:21.946
3 -	32.965	46.376	24.386	1:43.727 (2)	84.45	0.046	09:25:05.673
4 -	32.951	47.256	24.383	1:44.590 (3)	83.75	0.909	09:26:50.263
5 -	33.427	48.588	25.571	1:47.586	81.42	3.905	09:28:37.849
6 -	32.045	46.839	24.797	1:43.681 (1)	84.48		09:30:21.530
7 -	32.488	47.234	25.245	1:44.967	83.45	1.286	09:32:06.497

P17 85 B		Andrew KITE		Ducati - Red Rebel Racing			
IDEAL LAP TIME : 1:44.087		BEST LAP TIME : 1:44.145		DIFFERENCE : 0.058			
LAP	SECTOR 1	SECTOR 2	SECTOR 3	LAP TIME	MPH	DIFF	TIME OF DAY
1 -	37.863	50.632	27.093	1:55.588	75.78	11.443	09:21:53.691
2 -	35.883	50.686	26.614	1:53.183	77.39	9.038	09:23:46.874

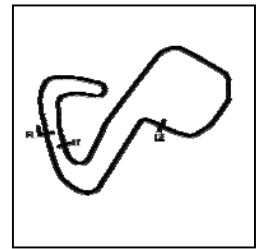
Weather / Track : Bright / Dry

Brands Hatch GP
Circuit Length = 2.4332 miles
Start: 09:18 Flag 09:31 End: 09:33

BMCRC - MRO Championships 2019 - Rnd 6 @ Brands Hatch GP

BMCRC Thunderbike Sport

QUALIFYING - SECTOR ANALYSIS



SECTOR 1 = FL to I1, SECTOR 2 = I1 to I2, SECTOR 3 = I2 to FL, DIFF = Difference To Personal Best Lap, P = Crossed Finish Line in Pit Lane, D = Time Disallowed

3 -	35.033	50.275	25.494	1:50.802	79.05	6.657	09:25:37.676
4 -	34.558	47.932	24.918	1:47.408	81.55	3.263	09:27:25.084
5 -	33.434	46.287	24.424	1:44.145 (1)	84.11		09:29:09.229
6 -	33.890	46.948	24.463	1:45.301 (3)	83.18	1.156	09:30:54.530
7 -	33.532	46.229	24.492	1:44.253 (2)	84.02	0.108	09:32:38.783

P18 146 C		Simon GATES		Suzuki - Team Kawafati			
IDEAL LAP TIME : 1:44.076		BEST LAP TIME : 1:44.505		DIFFERENCE : 0.429			
LAP	SECTOR 1	SECTOR 2	SECTOR 3	LAP TIME	MPH	DIFF	TIME OF DAY
1 -	34.566	48.689	25.574	1:48.829	80.49	4.324	09:21:35.224
2 -	34.074	48.213	25.157	1:47.444	81.52	2.939	09:23:22.668
3 -	33.349	47.831	25.351	1:46.531	82.22	2.026	09:25:09.199
4 -	32.876	46.739	24.890	1:44.505 (1)	83.82		09:26:53.704
5 -	32.864	46.996	24.718	1:44.578 (2)	83.76	0.073	09:28:38.282
6 -	32.619	47.133	25.194	1:44.946	83.46	0.441	09:30:23.228
7 -	32.774	47.192	24.759	1:44.725 (3)	83.64	0.220	09:32:07.953

P19 46 B		Jeff MORRIS		Suzuki -			
IDEAL LAP TIME : 1:44.743		BEST LAP TIME : 1:44.759		DIFFERENCE : 0.016			
LAP	SECTOR 1	SECTOR 2	SECTOR 3	LAP TIME	MPH	DIFF	TIME OF DAY
1 -	34.484	49.558	25.934	1:49.976	79.65	5.217	09:22:05.401
2 -	33.702	50.581	26.080	1:50.363	79.37	5.604	09:23:55.764
3 -	33.751	47.558	25.336	1:46.645 (2)	82.14	1.886	09:25:42.409
4 -	33.025	47.188	26.567	1:46.780 (3)	82.03	2.021	09:27:29.189
5 -	33.041	46.678	25.040	1:44.759 (1)	83.61		09:29:13.948

P20 51 C		Paul BEESLEY		Yamaha - My Mrs			
IDEAL LAP TIME : 1:45.024		BEST LAP TIME : 1:45.243		DIFFERENCE : 0.219			
LAP	SECTOR 1	SECTOR 2	SECTOR 3	LAP TIME	MPH	DIFF	TIME OF DAY
1 -	35.044	49.074	25.381	1:49.499	79.99	4.256	09:21:34.524
2 -	33.983	48.333	24.930	1:47.246	81.67	2.003	09:23:21.770
3 -	34.165	47.795	24.933	1:46.893 (3)	81.94	1.650	09:25:08.663
4 -	33.951	47.587	25.922	1:47.460	81.51	2.217	09:26:56.123
5 -	40.236	47.635	24.888	1:52.759	77.68	7.516	09:28:48.882
6 -	33.573	47.048	24.622	1:45.243 (1)	83.23		09:30:34.125
7 -	33.797	47.144	24.403	1:45.344 (2)	83.15	0.101	09:32:19.469

P21 56 B		Jamie INGHAM		Suzuki - Oadby motorcycle services			
IDEAL LAP TIME : 1:45.616		BEST LAP TIME : 1:46.193		DIFFERENCE : 0.577			
LAP	SECTOR 1	SECTOR 2	SECTOR 3	LAP TIME	MPH	DIFF	TIME OF DAY
1 -	34.356	49.338	25.947	1:49.641	79.89	3.448	09:21:41.388
2 -	33.312	46.884	25.997	1:46.193 (1)	82.48		09:23:27.581
3 -	33.745	49.248	25.425	1:48.418	80.79	2.225	09:25:15.999
4 -	33.624	49.670	25.839	1:49.133	80.26	2.940	09:27:05.132
5 -	35.485	50.066	25.471	1:51.022	78.90	4.829	09:28:56.154
6 -	34.595	47.230	25.420	1:47.245 (2)	81.68	1.052	09:30:43.399
7 -	34.134	48.045	25.964	1:48.143 (3)	81.00	1.950	09:32:31.542

P22 50 C		Paul ROBSON		Yamaha - RBProperty services & Environment Lighting			
IDEAL LAP TIME : 1:46.243		BEST LAP TIME : 1:46.603		DIFFERENCE : 0.360			
LAP	SECTOR 1	SECTOR 2	SECTOR 3	LAP TIME	MPH	DIFF	TIME OF DAY
1 -	36.761	51.500	25.406	1:53.667	77.06	7.064	09:22:22.101
2 -	35.087	49.065	25.452	1:49.604	79.92	3.001	09:24:11.705
3 -	35.252	48.389	25.941	1:49.582 (3)	79.93	2.979	09:26:01.287
4 -	33.493	48.134	24.976	1:46.603 (1)	82.17		09:27:47.890
5 -	33.949	47.774	25.340	1:47.063 (2)	81.81	0.460	09:29:34.953

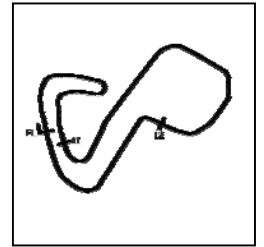
Weather / Track : Bright / Dry

Brands Hatch GP
Circuit Length = 2.4332 miles
Start: 09:18 Flag 09:31 End: 09:33

BMCRC - MRO Championships 2019 - Rnd 6 @ Brands Hatch GP

BMCRC Thunderbike Sport

QUALIFYING - SECTOR ANALYSIS



SECTOR 1 = FL to I1, SECTOR 2 = I1 to I2, SECTOR 3 = I2 to FL, DIFF = Difference To Personal Best Lap, P = Crossed Finish Line in Pit Lane, D = Time Disallowed

P23 80 B		Leon STEWART		Suzuki -			
IDEAL LAP TIME : 1:46.622		BEST LAP TIME : 1:46.622		DIFFERENCE : 0.000			
LAP	SECTOR 1	SECTOR 2	SECTOR 3	LAP TIME	MPH	DIFF	TIME OF DAY
1 -	36.434	50.713	26.722	1:53.869	76.92	7.247	09:22:09.709
2 -	35.341	49.843	26.278	1:51.462	78.59	4.840	09:24:01.171
3 -	34.284	49.994	25.981	1:50.259 (3)	79.44	3.637	09:25:51.430
4 -	33.902	47.950	25.644	1:47.496 (2)	81.48	0.874	09:27:38.926
5 -	33.356	47.914	25.352	1:46.622 (1)	82.15		09:29:25.548

P24 12 C		Grant WALDER		Kawasaki - Fins Motorcycles			
IDEAL LAP TIME : 1:46.901		BEST LAP TIME : 1:46.901		DIFFERENCE : 0.000			
LAP	SECTOR 1	SECTOR 2	SECTOR 3	LAP TIME	MPH	DIFF	TIME OF DAY
1 -	34.697	49.212	25.568	1:49.477	80.01	2.576	09:21:38.781
2 -	34.332	48.151	25.596	1:48.079 (2)	81.05	1.178	09:23:26.860
3 -	34.331	48.783	25.674	1:48.788 (3)	80.52	1.887	09:25:15.648
4 -	34.535	49.396	25.603	1:49.534	79.97	2.633	09:27:05.182
5 -	34.702	50.420	25.343	1:50.465	79.29	3.564	09:28:55.647
6 -	36.126	48.655	25.701	1:50.482	79.28	3.581	09:30:46.129
7 -	33.897	47.832	25.172	1:46.901 (1)	81.94		09:32:33.030

P25 66 B		Mark SMITH		Yamaha - MHP EXHAUST S			
IDEAL LAP TIME : 1:47.025		BEST LAP TIME : 1:47.446		DIFFERENCE : 0.421			
LAP	SECTOR 1	SECTOR 2	SECTOR 3	LAP TIME	MPH	DIFF	TIME OF DAY
1 -	35.170	49.210	25.315	1:49.695	79.85	2.249	09:21:37.989
2 -	34.127	48.417	25.903	1:48.447 (3)	80.77	1.001	09:23:26.436
3 -	34.357	48.877	25.630	1:48.864	80.46	1.418	09:25:15.300
4 -	33.884	49.811	25.474	1:49.169	80.24	1.723	09:27:04.469
5 -	34.305	47.901	25.240	1:47.446 (1)	81.52		09:28:51.915
6 -	36.295	48.796	25.822	1:50.913	78.97	3.467	09:30:42.828
7 -	34.393	48.021	25.587	1:48.001 (2)	81.10	0.555	09:32:30.829

P26 117 C		Jordan HARRIS		Suzuki - Steve Jordan Motorcycles			
IDEAL LAP TIME : 1:47.731		BEST LAP TIME : 1:47.731		DIFFERENCE : 0.000			
LAP	SECTOR 1	SECTOR 2	SECTOR 3	LAP TIME	MPH	DIFF	TIME OF DAY
1 -	39.165	50.760	26.470	1:56.395	75.25	8.664	09:22:20.715
2 -	36.092	50.120	25.714	1:51.926	78.26	4.195	09:24:12.641
3 -	35.480	48.752	25.783	1:50.015 (3)	79.62	2.284	09:26:02.656
4 -	36.671	49.558	25.533	1:51.762	78.37	4.031	09:27:54.418
5 -	34.677	48.389	25.164	1:48.230 (2)	80.93	0.499	09:29:42.648
6 -	34.333	48.289	25.109	1:47.731 (1)	81.31		09:31:30.379

P27 171 A		Colin CLUNE		Suzuki -			
IDEAL LAP TIME : 1:48.113		BEST LAP TIME : 1:48.312		DIFFERENCE : 0.199			
LAP	SECTOR 1	SECTOR 2	SECTOR 3	LAP TIME	MPH	DIFF	TIME OF DAY
1 -	36.363	49.539	25.757	1:51.659	78.45	3.347	09:22:05.047
2 -	34.746	49.518	26.222	1:50.486	79.28	2.174	09:23:55.533
3 -	34.438	48.392	25.821	1:48.651 (3)	80.62	0.339	09:25:44.184
4 -	34.113	48.343	25.856	1:48.312 (1)	80.87		09:27:32.496
5 -	34.351	48.592	25.757	1:48.700	80.58	0.388	09:29:21.196
6 -	34.228	49.445	26.028	1:49.701	79.85	1.389	09:31:10.897
7 -	34.456	48.442	25.657	1:48.555 (2)	80.69	0.243	09:32:59.452

P28 22 B		Matthew MAY		Honda - Tliehurst Glass Racing			
IDEAL LAP TIME : 1:48.906		BEST LAP TIME : 1:48.906		DIFFERENCE : 0.000			
LAP	SECTOR 1	SECTOR 2	SECTOR 3	LAP TIME	MPH	DIFF	TIME OF DAY
1 -	37.117	51.455	26.704	1:55.276	75.99	6.370	09:21:53.038
2 -	36.239	50.806	26.371	1:53.416	77.23	4.510	09:23:46.454
3 -	35.224	49.895	25.777	1:50.896 (2)	78.99	1.990	09:25:37.350

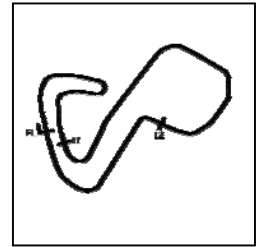
Weather / Track : Bright / Dry

Brands Hatch GP
Circuit Length = 2.4332 miles
Start: 09:18 Flag 09:31 End: 09:33

BMCRC - MRO Championships 2019 - Rnd 6 @ Brands Hatch GP

BMCRC Thunderbike Sport

QUALIFYING - SECTOR ANALYSIS



SECTOR 1 = FL to I1, SECTOR 2 = I1 to I2, SECTOR 3 = I2 to FL, DIFF = Difference To Personal Best Lap, P = Crossed Finish Line in Pit Lane, D = Time Disallowed

4 -	35.048	49.544	27.278	1:51.870 (3)	78.30	2.964	09:27:29.220
5 -	35.008	48.522	25.376	1:48.906 (1)	80.43		09:29:18.126
6 -	35.564	50.340	26.223	1:52.127	78.12	3.221	09:31:10.253

P29	52 C	Gary JARMAN	Kawasaki - G & S Motorcycle tyres				
IDEAL LAP TIME : 1:48.901		BEST LAP TIME : 1:49.187		DIFFERENCE : 0.286			
LAP	SECTOR 1	SECTOR 2	SECTOR 3	LAP TIME	MPH	DIFF	TIME OF DAY
1 -	34.924	53.545	26.626	1:55.095	76.10	5.908	09:22:25.150
2 -	33.690	49.690	25.807	1:49.187 (1)	80.22		09:24:14.337
3 -	34.257	49.773	25.521	1:49.551 (2)	79.96	0.364	09:26:03.888
4 -	35.940	50.931	26.232	1:53.103 (3)	77.45	3.916	09:27:56.991

P30	37 A	Ricky WOODS	Suzuki - T & S Vehicle Repairs				
IDEAL LAP TIME : 1:49.344		BEST LAP TIME : 1:49.762		DIFFERENCE : 0.418			
LAP	SECTOR 1	SECTOR 2	SECTOR 3	LAP TIME	MPH	DIFF	TIME OF DAY
1 -	35.737	50.169	26.721	1:52.627	77.77	2.865	09:21:42.265
2 -	36.415	50.331	26.296	1:53.042	77.49	3.280	09:23:35.307
3 -	34.933	49.293	26.124	1:50.350 (3)	79.38	0.588	09:25:25.657
4 -	34.521	49.019	26.222	1:49.762 (1)	79.80		09:27:15.419
5 -	35.088	49.350	25.804	1:50.242 (2)	79.46	0.480	09:29:05.661

P31	156 B	Michael STONE	Suzuki -				
IDEAL LAP TIME : 1:50.185		BEST LAP TIME : 1:50.185		DIFFERENCE : 0.000			
LAP	SECTOR 1	SECTOR 2	SECTOR 3	LAP TIME	MPH	DIFF	TIME OF DAY
1 -	34.726	49.560	25.899	1:50.185 (1)	79.50		09:21:59.340

P32	747 C	Allan CLARK	Kawasaki - A Clark & Sons Builders				
IDEAL LAP TIME : 1:49.549		BEST LAP TIME : 1:50.781		DIFFERENCE : 1.232			
LAP	SECTOR 1	SECTOR 2	SECTOR 3	LAP TIME	MPH	DIFF	TIME OF DAY
1 -	38.833	54.475	27.131	2:00.439	72.73	9.658	09:22:26.224
2 -	34.833	50.195	25.904	1:50.932 (3)	78.96	0.151	09:24:17.156
3 -	34.690	52.042	26.266	1:52.998	77.52	2.217	09:26:10.154
4 -	34.322	49.527	26.932	1:50.781 (1)	79.07		09:28:00.935
5 -	35.207	53.137	26.234	1:54.578	76.45	3.797	09:29:55.513
6 -	34.590	50.547	25.700	1:50.837 (2)	79.03	0.056	09:31:46.350

P33	45 A	Tom STEVENS	Susuki -				
IDEAL LAP TIME : 1:50.961		BEST LAP TIME : 1:50.961		DIFFERENCE : 0.000			
LAP	SECTOR 1	SECTOR 2	SECTOR 3	LAP TIME	MPH	DIFF	TIME OF DAY
1 -	37.822	55.203	27.143	2:00.168	72.89	9.207	09:22:20.689
2 -	36.633	52.579	25.820	1:55.032	76.15	4.071	09:24:15.721
3 -	35.239	52.460	26.111	1:53.810	76.96	2.849	09:26:09.531
4 -	35.020	51.283	25.804	1:52.107 (2)	78.13	1.146	09:28:01.638
5 -	34.942	51.647	25.836	1:52.425 (3)	77.91	1.464	09:29:54.063
6 -	34.834	50.633	25.494	1:50.961 (1)	78.94		09:31:45.024

P34	20 B	Connor SWYER	Kawasaki - WSC Performace & Owkay clothing				
IDEAL LAP TIME : 1:51.493		BEST LAP TIME : 1:51.493		DIFFERENCE : 0.000			
LAP	SECTOR 1	SECTOR 2	SECTOR 3	LAP TIME	MPH	DIFF	TIME OF DAY
1 -	39.375	54.556	27.690	2:01.621	72.02	10.128	09:22:26.459
2 -	36.921	51.725	26.879	1:55.525 (3)	75.82	4.032	09:24:21.984
3 -	37.003		IN PIT	1:58.005 P	74.23	6.512	09:26:19.989
4 -	OUTLAP	52.516	26.829	2:02.259	71.64	10.766	09:28:22.248
5 -	36.285	51.072	26.316	1:53.673 (2)	77.06	2.180	09:30:15.921
6 -	35.298	50.149	26.046	1:51.493 (1)	78.56		09:32:07.414

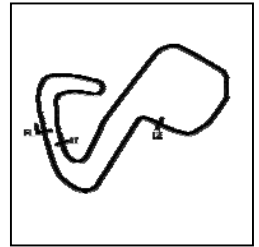
Weather / Track : Bright / Dry

Brands Hatch GP
Circuit Length = 2.4332 miles
Start: 09:18 Flag 09:31 End: 09:33

BMCRC - MRO Championships 2019 - Rnd 6 @ Brands Hatch GP

BMCRC Thunderbike Sport

QUALIFYING - SECTOR ANALYSIS



SECTOR 1 = FL to I1, SECTOR 2 = I1 to I2, SECTOR 3 = I2 to FL, DIFF = Difference To Personal Best Lap, P = Crossed Finish Line in Pit Lane, D = Time Disallowed

P35 10 C		Bradley ROBINSON		Kawasaki -			
IDEAL LAP TIME : 1:52.947		BEST LAP TIME : 1:52.947		DIFFERENCE : 0.000			
LAP	SECTOR 1	SECTOR 2	SECTOR 3	LAP TIME	MPH	DIFF	TIME OF DAY
1 -	37.148	51.968	27.156	3:12.093 (3)	45.60	1:19.146	09:23:37.550
2 -	35.959	51.972	26.847	1:54.778 (2)	76.31	1.831	09:25:32.328
3 -	36.186	53.201	IN PIT	2:47.620 P	52.26	54.673	09:28:19.948
4 -	OUTLAP	52.705	26.918	2:03.803	70.75	10.856	09:30:23.751
5 -	34.911	51.457	26.579	1:52.947 (1)	77.55		09:32:16.698

P36 16 A		Geoff LANSDELL		Suzuki - EPG Domestic			
IDEAL LAP TIME : 1:52.978		BEST LAP TIME : 1:53.814		DIFFERENCE : 0.836			
LAP	SECTOR 1	SECTOR 2	SECTOR 3	LAP TIME	MPH	DIFF	TIME OF DAY
1 -	36.605	50.269	26.940	1:53.814 (1)	76.96		09:22:09.068
2 -	37.131	51.159	26.565	1:54.855 (3)	76.26	1.041	09:24:03.923
3 -	37.735	52.899	26.705	1:57.339	74.65	3.525	09:26:01.262
4 -	37.808	51.267	26.104	1:55.179	76.05	1.365	09:27:56.441
5 -	37.037	51.303	26.818	1:55.158	76.06	1.344	09:29:51.599
6 -	36.877	50.602	26.470	1:53.949 (2)	76.87	0.135	09:31:45.548

P37 421 B		David ATKINS		Kawasaki - DA PLUMBING and MECHANICAL LTD			
IDEAL LAP TIME : 1:53.648		BEST LAP TIME : 1:54.198		DIFFERENCE : 0.550			
LAP	SECTOR 1	SECTOR 2	SECTOR 3	LAP TIME	MPH	DIFF	TIME OF DAY
1 -	37.283	53.746	28.428	1:59.457	73.33	5.259	09:22:32.180
2 -	36.923	52.388	28.041	1:57.352	74.64	3.154	09:24:29.532
3 -	36.440	51.978	27.482	1:55.900	75.58	1.702	09:26:25.432
4 -	36.593	51.288	26.950	1:54.831 (2)	76.28	0.633	09:28:20.263
5 -	36.133	52.115	27.290	1:55.538 (3)	75.81	1.340	09:30:15.801
6 -	35.814	51.838	26.546	1:54.198 (1)	76.70		09:32:09.999

P38 143 C		Robert DAVIE		Suzuki -			
IDEAL LAP TIME : 1:55.051		BEST LAP TIME : 1:55.095		DIFFERENCE : 0.044			
LAP	SECTOR 1	SECTOR 2	SECTOR 3	LAP TIME	MPH	DIFF	TIME OF DAY
1 -	41.066	54.422	27.794	2:03.282	71.05	8.187	09:22:26.079
2 -	38.489	52.442	27.216	1:58.147	74.14	3.052	09:24:24.226
3 -	37.167	52.430	26.814	1:56.411	75.24	1.316	09:26:20.637
4 -	36.900	52.066	26.778	1:55.744 (3)	75.68	0.649	09:28:16.381
5 -	36.873	51.741	26.481	1:55.095 (1)	76.10		09:30:11.476
6 -	36.973	51.697	26.512	1:55.182 (2)	76.05	0.087	09:32:06.658

P39 113 A		Mark LAWRENCE		Honda - Sarky racing			
IDEAL LAP TIME : 1:54.806		BEST LAP TIME : 1:56.159		DIFFERENCE : 1.353			
LAP	SECTOR 1	SECTOR 2	SECTOR 3	LAP TIME	MPH	DIFF	TIME OF DAY
1 -	38.051	53.486	28.319	1:59.856	73.08	3.697	09:21:57.740
2 -	37.350	53.327	28.229	1:58.906	73.67	2.747	09:23:56.646
3 -	36.997	53.456	27.734	1:58.187	74.11	2.028	09:25:54.833
4 -	37.340	52.358	27.214	1:56.912 (2)	74.92	0.753	09:27:51.745
5 -	36.862	52.028	28.081	1:56.971 (3)	74.88	0.812	09:29:48.716
6 -	35.972	53.381	26.806	1:56.159 (1)	75.41		09:31:44.875

P40 144 B		Nick CRONIN		Suzuki - Kite Motorcycles			
IDEAL LAP TIME : 1:56.622		BEST LAP TIME : 1:57.057		DIFFERENCE : 0.435			
LAP	SECTOR 1	SECTOR 2	SECTOR 3	LAP TIME	MPH	DIFF	TIME OF DAY
1 -	39.723	56.250	27.596	2:03.569	70.89	6.512	09:22:01.310
2 -	37.824	54.587	27.599	2:00.010 (3)	72.99	2.953	09:24:01.320
3 -	37.774	55.014	27.286	2:00.074	72.95	3.017	09:26:01.394
4 -	39.064	53.004	30.397	2:02.465	71.52	5.408	09:28:03.859
5 -	37.394	52.558	27.105	1:57.057 (1)	74.83		09:30:00.916
6 -	36.959	52.847	27.350	1:57.156 (2)	74.77	0.099	09:31:58.072

Weather / Track : Bright / Dry

Brands Hatch GP

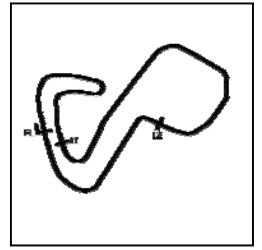
Circuit Length = 2.4332 miles

Start: 09:18 Flag 09:31 End: 09:33

BMCRC - MRO Championships 2019 - Rnd 6 @ Brands Hatch GP

BMCRC Thunderbike Sport

QUALIFYING - SECTOR ANALYSIS

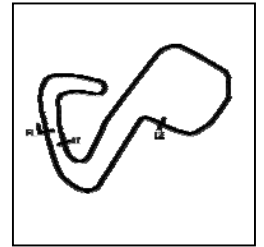


SECTOR 1 = FL to I1, SECTOR 2 = I1 to I2, SECTOR 3 = I2 to FL, DIFF = Difference To Personal Best Lap, P = Crossed Finish Line in Pit Lane, D = Time Disallowed

BMCRC - MRO Championships 2019 - Rnd 6 @ Brands Hatch GP

BMCRC Thunderbike Sport Rookies

QUALIFYING - SECTOR ANALYSIS



SECTOR 1 = FL to I1, SECTOR 2 = I1 to I2, SECTOR 3 = I2 to FL, DIFF = Difference To Personal Best Lap, P = Crossed Finish Line in Pit Lane, D = Time Disallowed

P1 34 A Dan THOMAS (R)		Suzuki -					
IDEAL LAP TIME : 1:42.103		BEST LAP TIME : 1:42.863		DIFFERENCE : 0.760			
LAP	SECTOR 1	SECTOR 2	SECTOR 3	LAP TIME	MPH	DIFF	TIME OF DAY
1 -	34.184	48.188	25.758	1:48.130	81.01	5.267	09:54:47.273
2 -	32.798	46.469	25.111	1:44.378	83.92	1.515	09:56:31.651
3 -	33.123	46.891	24.971	1:44.985	83.43	2.122	09:58:16.636
4 -	33.062	46.725	24.350	1:44.137 (3)	84.11	1.274	10:00:00.773
5 -	32.881	47.320	25.849	1:46.050	82.60	3.187	10:01:46.823
6 -	32.223	45.981	24.659	1:42.863 (1)	85.16		10:03:29.686
7 -	32.163	45.590	25.893	1:43.646 (2)	84.51	0.783	10:05:13.332

P2 17 A Tommy DOWNES (R)		Suzuki - Ray Gnarley/ MoreMoto					
IDEAL LAP TIME : 1:45.556		BEST LAP TIME : 1:45.862		DIFFERENCE : 0.306			
LAP	SECTOR 1	SECTOR 2	SECTOR 3	LAP TIME	MPH	DIFF	TIME OF DAY
1 -	OUTLAP	55.791	25.342	1:58.553	73.88	12.691	09:58:39.419
2 -	32.852	48.318	25.485	1:46.655	82.13	0.793	10:00:26.074
3 -	33.067	48.175	25.227	1:46.469 (3)	82.27	0.607	10:02:12.543
4 -	32.859	47.940	25.419	1:46.218 (2)	82.47	0.356	10:03:58.761
5 -	33.158	47.842	24.862	1:45.862 (1)	82.74		10:05:44.623

P3 104 A Alex ROBINSON (R)		Honda - Boa					
IDEAL LAP TIME : 1:45.652		BEST LAP TIME : 1:46.463		DIFFERENCE : 0.811			
LAP	SECTOR 1	SECTOR 2	SECTOR 3	LAP TIME	MPH	DIFF	TIME OF DAY
1 -	34.880	49.425	25.098	1:49.403	80.06	2.940	09:54:51.468
2 -	33.998	49.355	25.249	1:48.602	80.66	2.139	09:56:40.070
3 -	34.077	48.609	25.023	1:47.709 (3)	81.32	1.246	09:58:27.779
4 -	34.091	48.593	24.909	1:47.593 (2)	81.41	1.130	10:00:15.372
5 -	34.237	47.398	24.828	1:46.463 (1)	82.28		10:02:01.835
6 -	34.980	48.361	24.677	1:48.018	81.09	1.555	10:03:49.853
7 -	33.577	50.727	25.075	1:49.379	80.08	2.916	10:05:39.232

P4 22 B Matthew MAY		Honda - Tliehurst Glass Racing					
IDEAL LAP TIME : 1:49.014		BEST LAP TIME : 1:49.769		DIFFERENCE : 0.755			
LAP	SECTOR 1	SECTOR 2	SECTOR 3	LAP TIME	MPH	DIFF	TIME OF DAY
1 -	40.251	52.336	26.135	1:58.722	73.78	8.953	09:55:08.103
2 -	35.178	48.710	25.881	1:49.769 (1)	79.80		09:56:57.872
3 -	35.587	49.924	25.873	1:51.384 (3)	78.64	1.615	09:58:49.256
4 -	35.427	49.653	26.388	1:51.468	78.58	1.699	10:00:40.724
5 -	37.380	49.558	26.654	1:53.592	77.11	3.823	10:02:34.316
6 -	36.430	49.119	25.126	1:50.675 (2)	79.14	0.906	10:04:24.991

P5 53 A Tim BANWELL (R)		Yamaha -					
IDEAL LAP TIME : 1:50.616		BEST LAP TIME : 1:50.616		DIFFERENCE : 0.000			
LAP	SECTOR 1	SECTOR 2	SECTOR 3	LAP TIME	MPH	DIFF	TIME OF DAY
1 -	36.718	53.832	26.335	1:56.885	74.94	6.269	09:55:34.840
2 -	35.863	52.886	26.539	1:55.288	75.98	4.672	09:57:30.128
3 -	35.679	51.982	27.027	1:54.688	76.37	4.072	09:59:24.816
4 -	36.647	51.652	26.163	1:54.462 (3)	76.53	3.846	10:01:19.278
5 -	35.593	50.520	26.398	1:52.511 (2)	77.85	1.895	10:03:11.789
6 -	35.069	49.853	25.694	1:50.616 (1)	79.19		10:05:02.405

P6 40 A Simon WILKINSON (R)		Suzuki - S P Wilkinson Engineering Ltd					
IDEAL LAP TIME : 1:50.919		BEST LAP TIME : 1:51.129		DIFFERENCE : 0.210			
LAP	SECTOR 1	SECTOR 2	SECTOR 3	LAP TIME	MPH	DIFF	TIME OF DAY
1 -	40.671	53.849	26.816	2:01.336	72.19	10.207	09:55:10.661
2 -	36.398	51.006	26.367	1:53.771	76.99	2.642	09:57:04.432
3 -	35.036	50.175	26.294	1:51.505 (3)	78.56	0.376	09:58:55.937
4 -	35.125	50.558	26.319	1:52.002	78.21	0.873	10:00:47.939

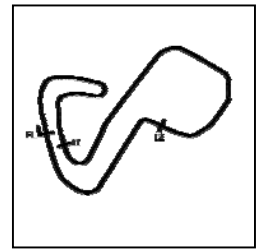
Weather / Track : Bright / Dry

Brands Hatch GP
Circuit Length = 2.4332 miles
Start: 09:51 Flag 10:04 End: 10:05

BMCRC - MRO Championships 2019 - Rnd 6 @ Brands Hatch GP

BMCRC Thunderbike Sport Rookies

QUALIFYING - SECTOR ANALYSIS



SECTOR 1 = FL to I1, SECTOR 2 = I1 to I2, SECTOR 3 = I2 to FL, DIFF = Difference To Personal Best Lap, P = Crossed Finish Line in Pit Lane, D = Time Disallowed

5 -	35.029	50.177	25.923	1:51.129 (1)	78.82		10:02:39.068
6 -	34.877	50.679	25.867	1:51.423 (2)	78.61	0.294	10:04:30.491

P7 624 A	Matthew FEDRICK (R)			Yamaha - Matthew Fedrick farriers ltd			
IDEAL LAP TIME : 1:50.759		BEST LAP TIME : 1:51.176		DIFFERENCE : 0.417			
LAP	SECTOR 1	SECTOR 2	SECTOR 3	LAP TIME	MPH	DIFF	TIME OF DAY
1 -	38.089	53.389	27.487	1:58.965	73.63	7.789	09:55:40.765
2 -	36.581	52.399	27.349	1:56.329	75.30	5.153	09:57:37.094
3 -	37.977	50.891	26.000	1:54.868 (3)	76.26	3.692	09:59:31.962
4 -	36.363	52.825	27.332	1:56.520	75.17	5.344	10:01:28.482
5 -	35.006	49.989	26.181	1:51.176 (1)	78.79		10:03:19.658
6 -	34.770	50.310	26.299	1:51.379 (2)	78.64	0.203	10:05:11.037

P8 33 A	Peter PARAPANOS (R)			Honda -			
IDEAL LAP TIME : 1:51.472		BEST LAP TIME : 1:51.472		DIFFERENCE : 0.000			
LAP	SECTOR 1	SECTOR 2	SECTOR 3	LAP TIME	MPH	DIFF	TIME OF DAY
1 -	38.814	51.924	27.235	1:57.973	74.25	6.501	09:55:30.710
2 -	36.702	52.086	26.787	1:55.575	75.79	4.103	09:57:26.285
3 -	36.706	52.452	26.821	1:55.979	75.52	4.507	09:59:22.264
4 -	36.451	51.218	26.070	1:53.739 (3)	77.01	2.267	10:01:16.003
5 -	35.802	49.638	26.032	1:51.472 (1)	78.58		10:03:07.475
6 -	36.227	50.652	26.737	1:53.616 (2)	77.10	2.144	10:05:01.091

P9 101 A	Glen TRIPP (R)			Honda - yaki too racing			
IDEAL LAP TIME : 1:53.296		BEST LAP TIME : 1:53.819		DIFFERENCE : 0.523			
LAP	SECTOR 1	SECTOR 2	SECTOR 3	LAP TIME	MPH	DIFF	TIME OF DAY
1 -	40.190	54.147	26.821	2:01.158	72.30	7.339	09:55:09.904
2 -	37.651	52.426	26.873	1:56.950	74.90	3.131	09:57:06.854
3 -	37.009	51.136	26.437	1:54.582	76.45	0.763	09:59:01.436
4 -	36.155	51.103	26.561	1:53.819 (1)	76.96		10:00:55.255
5 -	36.995	50.934	26.207	1:54.136 (2)	76.74	0.317	10:02:49.391
6 -	36.302	51.610	26.616	1:54.528 (3)	76.48	0.709	10:04:43.919

P10 77 A	Joe WHITE (R)			Kawasaki - Just In Graphics / MZ Contracts			
IDEAL LAP TIME : 1:54.793		BEST LAP TIME : 1:55.293		DIFFERENCE : 0.500			
LAP	SECTOR 1	SECTOR 2	SECTOR 3	LAP TIME	MPH	DIFF	TIME OF DAY
1 -	36.603	53.773	28.282	1:58.658	73.82	3.365	09:54:58.630
2 -	36.396	53.052	28.352	1:57.800	74.36	2.507	09:56:56.430
3 -	36.476	52.033	27.622	1:56.131 (3)	75.43	0.838	09:58:52.561
4 -	36.729	51.554	27.680	1:55.963 (2)	75.53	0.670	10:00:48.524
5 -	36.153	51.727	27.413	1:55.293 (1)	75.97		10:02:43.817
6 -	35.826	52.294	28.499	1:56.619	75.11	1.326	10:04:40.436

P11 187 A	David TREVEIL (R)			Yamaha -			
IDEAL LAP TIME : 1:54.741		BEST LAP TIME : 1:56.131		DIFFERENCE : 1.390			
LAP	SECTOR 1	SECTOR 2	SECTOR 3	LAP TIME	MPH	DIFF	TIME OF DAY
1 -	41.209	55.697	28.141	2:05.047	70.05	8.916	09:55:49.193
2 -	36.659	57.122	28.278	2:02.059	71.76	5.928	09:57:51.252
3 -	39.845	54.172	26.457	2:00.474	72.71	4.343	09:59:51.726
4 -	35.660	53.377	27.094	1:56.131 (1)	75.43		10:01:47.857
5 -	36.788	52.624	26.834	1:56.246 (2)	75.35	0.115	10:03:44.103
6 -	36.034	53.634	26.745	1:56.413 (3)	75.24	0.282	10:05:40.516

P12 196 A	Emma PETERSON (R)			Yamaha - Plus racing gear, Helmet city Chichester, WG Tyres B			
IDEAL LAP TIME : 1:58.813		BEST LAP TIME : 1:59.520		DIFFERENCE : 0.707			
LAP	SECTOR 1	SECTOR 2	SECTOR 3	LAP TIME	MPH	DIFF	TIME OF DAY
1 -	42.541	57.225	28.530	2:08.296	68.27	8.776	09:55:15.017
2 -	41.257	55.614	29.663	2:06.534	69.22	7.014	09:57:21.551

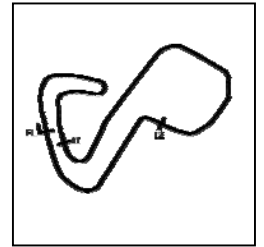
Weather / Track : Bright / Dry

Brands Hatch GP
Circuit Length = 2.4332 miles
Start: 09:51 Flag 10:04 End: 10:05

BMCRC - MRO Championships 2019 - Rnd 6 @ Brands Hatch GP

BMCRC Thunderbike Sport Rookies

QUALIFYING - SECTOR ANALYSIS



SECTOR 1 = FL to I1, SECTOR 2 = I1 to I2, SECTOR 3 = I2 to FL, DIFF = Difference To Personal Best Lap, P = Crossed Finish Line in Pit Lane, D = Time Disallowed

3 -	40.018	55.590	28.894	2:04.502	70.35	4.982	09:59:26.053
4 -	40.157	54.611	28.661	2:03.429 (3)	70.97	3.909	10:01:29.482
5 -	39.445	52.560	27.515	1:59.520 (1)	73.29		10:03:29.002
6 -	38.738	53.066	27.811	1:59.615 (2)	73.23	0.095	10:05:28.617

P13 70 A		Vanessa GILLAM (R)		Suzuki - No More Straps			
IDEAL LAP TIME : 2:08.499		BEST LAP TIME : 2:08.499		DIFFERENCE : 0.000			
LAP	SECTOR 1	SECTOR 2	SECTOR 3	LAP TIME	MPH	DIFF	TIME OF DAY
1 -	42.676	1:00.979	32.262	2:15.917	64.44	7.418	09:55:58.275
2 -	42.665	1:00.075	31.536	2:14.276	65.23	5.777	09:58:12.551
3 -	41.809	58.570	30.350	2:10.729 (3)	67.00	2.230	10:00:23.280
4 -	40.968	58.546	30.249	2:09.763 (2)	67.50	1.264	10:02:33.043
5 -	40.265	58.315	29.919	2:08.499 (1)	68.17		10:04:41.542

BMCRC - MRO Championships 2019 - Rnd 6 @ Brands Hatch GP

BMCRC Thunderbike Sport

QUALIFYING - BEST SECTORS

SECTOR 1			SECTOR 2			SECTOR 3			IDEAL / BEST COMPARISON						
POS	NO	NAME	TIME	NO	NAME	TIME	NO	NAME	TIME	POS	NO	NAME	IDEAL	BEST	DIFF
												PERFECT LAP	1:36.674		
1	74	SINGLETON	30.625	74	SINGLETON	43.023	74	SINGLETON	23.026	1	74	SINGLETON	1:36.674	1:36.729	0.055
2	47	WATSON	30.905	47	WATSON	43.821	121	MARSH	23.192	2	47	WATSON	1:38.030	1:38.314	0.284
3	121	MARSH	30.958	121	MARSH	44.063	47	WATSON	23.304	3	121	MARSH	1:38.213	1:38.835	0.622
4	54	JAMISON	31.200	54	JAMISON	44.197	961	SIM	23.458	4	54	JAMISON	1:38.923	1:39.249	0.326
5	9	TAYLOR	31.603	961	SIM	44.387	54	JAMISON	23.526	5	961	SIM	1:39.458	1:39.808	0.350
6	961	SIM	31.613	48	WALLIS	45.193	48	WALLIS	23.553	6	48	WALLIS	1:40.870	1:41.319	0.449
7	19	LILLEY	31.918	73	LEWIN	45.671	93	WALLIS	24.016	7	9	TAYLOR	1:41.606	1:41.719	0.113
8	191	SEATH	32.045	9	TAYLOR	45.675	72	MILLER	24.030	8	73	LEWIN	1:42.169	1:42.492	0.323
9	48	WALLIS	32.124	93	WALLIS	45.792	73	LEWIN	24.124	9	19	LILLEY	1:42.300	1:42.350	0.050
10	76	RODGERS	32.298	19	LILLEY	45.845	84	BRANCO	24.194	10	93	WALLIS	1:42.738	1:43.119	0.381
11	73	LEWIN	32.374	13	GREEN	46.203	9	TAYLOR	24.328	11	191	SEATH	1:42.804	1:43.681	0.877
12	13	GREEN	32.527	85	KITE	46.229	191	SEATH	24.383	12	75	MAY	1:43.286	1:43.286	0.000
13	146	GATES	32.619	84	BRANCO	46.235	75	MAY	24.392	13	13	GREEN	1:43.366	1:43.366	0.000
14	75	MAY	32.623	76	RODGERS	46.258	51	BEESLEY	24.403	14	76	RODGERS	1:43.376	1:43.376	0.000
15	93	WALLIS	32.930	75	MAY	46.271	85	KITE	24.424	15	72	MILLER	1:43.487	1:43.588	0.101
16	46	MORRIS	33.025	72	MILLER	46.371	19	LILLEY	24.537	16	84	BRANCO	1:43.500	1:43.614	0.114
17	84	BRANCO	33.071	191	SEATH	46.376	13	GREEN	24.636	17	146	GATES	1:44.076	1:44.505	0.429
18	72	MILLER	33.086	46	MORRIS	46.678	146	GATES	24.718	18	85	KITE	1:44.087	1:44.145	0.058
19	56	INGHAM	33.312	146	GATES	46.739	76	RODGERS	24.820	19	46	MORRIS	1:44.743	1:44.759	0.016
20	80	STEWART	33.356	56	INGHAM	46.884	50	ROBSON	24.976	20	51	BEESLEY	1:45.024	1:45.243	0.219
21	85	KITE	33.434	51	BEESLEY	47.048	46	MORRIS	25.040	21	56	INGHAM	1:45.616	1:46.193	0.577
22	50	ROBSON	33.493	50	ROBSON	47.774	117	HARRIS	25.109	22	50	ROBSON	1:46.243	1:46.603	0.360
23	51	BEESLEY	33.573	12	WALDER	47.832	12	WALDER	25.172	23	80	STEWART	1:46.622	1:46.622	0.000
24	52	JARMAN	33.690	66	SMITH	47.901	66	SMITH	25.240	24	12	WALDER	1:46.901	1:46.901	0.000
25	66	SMITH	33.884	80	STEWART	47.914	80	STEWART	25.352	25	66	SMITH	1:47.025	1:47.446	0.421
26	12	WALDER	33.897	117	HARRIS	48.289	22	MAY	25.376	26	117	HARRIS	1:47.731	1:47.731	0.000
27	171	CLUNE	34.113	171	CLUNE	48.343	56	INGHAM	25.420	27	171	CLUNE	1:48.113	1:48.312	0.199
28	747	CLARK	34.322	22	MAY	48.522	45	STEVENS	25.494	28	52	JARMAN	1:48.901	1:49.187	0.286
29	117	HARRIS	34.333	37	WOODS	49.019	52	JARMAN	25.521	29	22	MAY	1:48.906	1:48.906	0.000
30	37	WOODS	34.521	747	CLARK	49.527	171	CLUNE	25.657	30	37	WOODS	1:49.344	1:49.762	0.418
31	156	STONE	34.726	156	STONE	49.560	747	CLARK	25.700	31	747	CLARK	1:49.549	1:50.781	1.232
32	45	STEVENS	34.834	52	JARMAN	49.690	37	WOODS	25.804	32	156	STONE	1:50.185	1:50.185	0.000
33	10	ROBINSON	34.911	20	SWYER	50.149	156	STONE	25.899	33	45	STEVENS	1:50.961	1:50.961	0.000
34	22	MAY	35.008	16	LANSDELL	50.269	20	SWYER	26.046	34	20	SWYER	1:51.493	1:51.493	0.000
35	20	SWYER	35.298	45	STEVENS	50.633	16	LANSDELL	26.104	35	10	ROBINSON	1:52.947	1:52.947	0.000
36	421	ATKINS	35.814	421	ATKINS	51.288	143	DAVIE	26.481	36	16	LANSDELL	1:52.978	1:53.814	0.836
37	113	LAWRENCE	35.972	10	ROBINSON	51.457	421	ATKINS	26.546	37	421	ATKINS	1:53.648	1:54.198	0.550
38	16	LANSDELL	36.605	143	DAVIE	51.697	10	ROBINSON	26.579	38	113	LAWRENCE	1:54.806	1:56.159	1.353
39	143	DAVIE	36.873	113	LAWRENCE	52.028	113	LAWRENCE	26.806	39	143	DAVIE	1:55.051	1:55.095	0.044
40	144	CRONIN	36.959	144	CRONIN	52.558	144	CRONIN	27.105	40	144	CRONIN	1:56.622	1:57.057	0.435

41

Weather / Track : Bright / Dry

Brands Hatch GP

Circuit Length = 2.4332 miles

Start: 09:18 Flag 09:31 End: 09:33

Results can be found at www.tsl-timing.com

Printed - 09:45 Saturday, 13 July 2019

BMCRC - MRO Championships 2019 - Rnd 6 @ Brands Hatch GP

BMCRC Thunderbike Sport Rookies

QUALIFYING - BEST SECTORS

SECTOR 1				SECTOR 2				SECTOR 3				IDEAL / BEST COMPARISON			
POS	NO	NAME	TIME	NO	NAME	TIME	NO	NAME	TIME	POS	NO	NAME	IDEAL	BEST	DIFF
													PERFECT LAP	1:42.103	
1	34	THOMAS (R)	32.163	34	THOMAS (R)	45.590	34	THOMAS (R)	24.350	1	34	THOMAS (R)	1:42.103	1:42.863	0.760
2	17	DOWNES (R)	32.852	104	ROBINSON (R)	47.398	104	ROBINSON (R)	24.677	2	17	DOWNES (R)	1:45.556	1:45.862	0.306
3	104	ROBINSON (R)	33.577	17	DOWNES (R)	47.842	17	DOWNES (R)	24.862	3	104	ROBINSON (R)	1:45.652	1:46.463	0.811
4	624	FEDRICK (R)	34.770	22	MAY	48.710	22	MAY	25.126	4	22	MAY	1:49.014	1:49.769	0.755
5	40	WILKINSON (R)	34.877	33	PARAPANOS (R)	49.638	53	BANWELL (R)	25.694	5	53	BANWELL (R)	1:50.616	1:50.616	0.000
6	53	BANWELL (R)	35.069	53	BANWELL (R)	49.853	40	WILKINSON (R)	25.867	6	624	FEDRICK (R)	1:50.759	1:51.176	0.417
7	22	MAY	35.178	624	FEDRICK (R)	49.989	624	FEDRICK (R)	26.000	7	40	WILKINSON (R)	1:50.919	1:51.129	0.210
8	187	TREVEIL (R)	35.660	40	WILKINSON (R)	50.175	33	PARAPANOS (R)	26.032	8	33	PARAPANOS (R)	1:51.472	1:51.472	0.000
9	33	PARAPANOS (R)	35.802	113	LAWRENCE	50.709	101	TRIPP (R)	26.207	9	101	TRIPP (R)	1:53.296	1:53.819	0.523
10	77	WHITE (R)	35.826	101	TRIPP (R)	50.934	187	TREVEIL (R)	26.457	10	187	TREVEIL (R)	1:54.741	1:56.131	1.390
11	101	TRIPP (R)	36.155	77	WHITE (R)	51.554	77	WHITE (R)	27.413	11	77	WHITE (R)	1:54.793	1:55.293	0.500
12	196	PETERSON (R)	38.738	196	PETERSON (R)	52.560	196	PETERSON (R)	27.515	12	196	PETERSON (R)	1:58.813	1:59.520	0.707
13	70	GILLAM (R)	40.265	187	TREVEIL (R)	52.624	70	GILLAM (R)	29.919	13	70	GILLAM (R)	2:08.499	2:08.499	0.000
14				70	GILLAM (R)	58.315									

Weather / Track : Bright / Dry

Results can be found at www.tsl-timing.com

Brands Hatch GP
Circuit Length = 2.4332 miles
Start: 09:51 Flag 10:04 End: 10:05

Printed - 10:31 Saturday, 13 July 2019

BMCRC - MRO Championships 2019 - Rnd 6 @ Brands Hatch GP

BMCRC Thunderbike Sport - A&B

RACE 2 - GRID (6 Laps)

ROW 13	1		1		37	851 George PRINOS (R)	
ROW 12	36	150 Anthony HEVER	2:08.499	35	70 Vanessa GILLAM (R)	1:59.520	
ROW 11		1:57.057	33	144 Nick CRONIN	1:56.159	31	187 David TREVEIL (R)
ROW 10	30	1:55.293	77 Joe WHITE (R)	1:54.198	29	421 David ATKINS	1:53.819
ROW 9		1:53.814	27	16 Geoff LANSDELL	1:51.493	26	20 Connor SWYER
ROW 8	24	1:51.176	624 Matthew FEDRICK (R)	1:51.129	23	40 Simon WILKINSON (R)	1:50.961
ROW 7		1:50.616	21	53 Tim BANWELL (R)	1:50.185	20	156 Michael STONE
ROW 6	18	1:48.906	22 Matthew MAY	1:48.312	17	171 Colin CLUNE	1:47.446
ROW 5		1:46.622	15	80 Leon STEWART	1:46.463	14	104 Alex ROBINSON (R)
ROW 4	12	1:45.862	17 Tommy DOWNES (R)	1:44.759	11	46 Jeff MORRIS	1:44.145
ROW 3		1:43.614	9	84 Ricardo BRANCO	1:43.376	8	76 Phillip RODGERS
ROW 2	6	1:42.863	34 Dan THOMAS (R)	1:42.492	5	73 Vincent LEWIN	1:41.719
ROW 1		1:39.808	3	961 Jack SIM	1:38.835	2	121 Roger MARSH
					1	74 Daniel SINGLETON	1:36.729
						Pole	

Brands Hatch GP
Circuit Length = 2.4332 miles

These results are provisional until the conclusion of any judicial and technical matters.

Clerk Of Course :		Timekeeper :
-------------------	--	--------------

Results can be found at www.tsl-timing.com

Printed - 10:29 Saturday, 13 July 2019



BMCRC - MRO Championships 2019 - Rnd 6 @ Brands Hatch GP



BMCRC Thunderbike Sport - A&B

RACE 2 - CLASSIFICATION

POS	NO	CL	PIC NAME	ENTRY	LAPS	TIME	GAP	DIFF	MPH	BEST	ON
1	74	B	1 Daniel SINGLETON	Honda - Bambino Developments Racing	6	9:46.373			89.63	1:35.919	3
2	961	B	2 Jack SIM	Yamaha - Platform Lift Engineers Ltd	6	9:56.462	10.089	10.089	88.11	1:38.187	2
3	121	B	3 Roger MARSH	Honda -	6	9:57.341	10.968	0.879	87.98	1:37.730	2
4	84	B	4 Ricardo BRANCO	Yamaha - IMP Racing	6	10:12.602	26.229	15.261	85.79	1:40.303	4
5	73	B	5 Vincent LEWIN	Suzuki - VINITWINRACING.CO.UK	6	10:12.963	26.590	0.361	85.74	1:39.903	4
6	76	B	6 Phillip RODGERS	Suzuki - pinbadgelab.co.uk	6	10:26.776	40.403	13.813	83.85	1:42.040	3
7	34	A	1 Dan THOMAS (R)	Suzuki -	6	10:27.357	40.984	0.581	83.77	1:41.836	6
8	156	B	7 Michael STONE	Suzuki -	6	10:28.311	41.938	0.954	83.65	1:42.173	6
9	56	B	8 Jamie INGHAM	Suzuki - Oadby motorcycle services	6	10:28.815	42.442	0.504	83.58	1:42.800	2
10	104	A	2 Alex ROBINSON (R)	Honda - Boa	6	10:38.504	52.131	9.689	82.31	1:44.018	4
11	85	B	9 Andrew KITE	Ducati - Red Rebel Racing	6	10:45.436	59.063	6.932	81.43	1:44.875	6
12	66	B	10 Mark SMITH	Yamaha - MHP EXHAUST S	6	10:46.592	1:00.219	1.156	81.28	1:45.895	2
13	171	A	3 Colin CLUNE	Suzuki -	6	10:46.785	1:00.412	0.193	81.26	1:45.312	2
14	45	A	4 Tom STEVENS	Susuki -	6	10:50.239	1:03.866	3.454	80.83	1:45.182	6
15	22	B	11 Matthew MAY	Honda - Tilehurst Glass Racing	6	10:58.638	1:12.265	8.399	79.79	1:47.553	2
16	37	A	5 Ricky WOODS	Suzuki - T & S Vehicle Repairs	6	10:58.808	1:12.435	0.170	79.77	1:46.778	5
17	624	A	6 Matthew FEDRICK (R)	Yamaha - Matthew Fedrick farriers ltd	6	10:59.471	1:13.098	0.663	79.69	1:47.108	3
18	40	A	7 Simon WILKINSON (R)	Suzuki - S P Wilkinson Engineering Ltd	6	11:02.574	1:16.201	3.103	79.32	1:47.999	5
19	53	A	8 Tim BANWELL (R)	Yamaha -	6	11:05.375	1:19.002	2.801	78.99	1:47.158	3
20	187	A	9 David TREVEIL (R)	Yamaha -	6	11:19.517	1:33.144	14.142	77.34	1:50.088	6
21	20	B	12 Connor SWYER	Kawasaki - WSC Performance & Owkay clothing	6	11:20.560	1:34.187	1.043	77.22	1:50.207	6
22	421	B	13 David ATKINS	Kawasaki - DA PLUMBING and MECHANICAL LTD	6	11:20.948	1:34.575	0.388	77.18	1:50.341	6
23	33	A	10 Peter PARAPANOS (R)	Honda -	6	11:21.876	1:35.503	0.928	77.07	1:51.135	3
24	101	A	11 Glen TRIPP (R)	Honda - yaki too racing	6	11:25.346	1:38.973	3.470	76.68	1:51.505	6
25	16	A	12 Geoff LANSDELL	Suzuki - EPG Domestic	6	11:27.572	1:41.199	2.226	76.44	1:52.274	4
26	113	A	13 Mark LAWRENCE	Honda - Sarky racing	5	9:48.259	1 Lap	1 Lap	74.45	1:53.326	5
27	77	A	14 Joe WHITE (R)	Kawasaki - Just In Graphics / MZ Contracts	5	9:50.329	1 Lap	2.070	74.19	1:54.761	5
28	144	B	14 Nick CRONIN	Suzuki - Kite Motorcycles	5	9:57.487	1 Lap	7.158	73.30	1:56.231	5
29	17	A	15 Tommy DOWNES (R)	Suzuki - Ray Gnarley/ MoreMoto	5	9:57.775	1 Lap	0.288	73.27	1:43.575	4
30	70	A	16 Vanessa GILLAM (R)	Suzuki - No More Straps	5	10:41.356	1 Lap	43.581	68.29	2:04.239	5
31	851	A	17 George PRINOS (R)	Ducati - KAPPA PLANNING LTD	5	10:46.774	1 Lap	5.418	67.71	2:06.132	4

NOT CLASSIFIED

DNF	9	B	Mark TAYLOR	Suzuki - SDC Performance	4	6:52.966	2 Laps	1 Lap	84.84	1:41.259	2
DNF	46*	B	Jeff MORRIS	Suzuki -	4	7:14.354	2 Laps	21.388	80.66	1:43.347	2
DNF	75	B	Stewart MAY	Honda - Tilehurst Glass	3	5:18.554	3 Laps	1 Lap	82.49	1:42.936	2
DQ	196*	A	Emma PETERSON (R)	Yamaha - Plus racing gear, Helmet city Chichester,	0						

FASTEST LAP

74	B	Daniel SINGLETON	Honda - Bambino Developments Racing	3	1:35.919	91.32 mph	146.97 kph
34	A	Dan THOMAS (R)	Suzuki -	6	1:41.836	86.01 mph	138.43 kph

No. 46 - 10 Second Penalty, Jump Start

No. 999 - Disqualified from race result, failing post-race technical

Class B - 92.5% of Race Speed = 82.90 mph

Class A - 92.5% of Race Speed = 77.48 mph

Brands Hatch GP

Circuit Length = 2.4332 miles

Start: 12:13 Flag 12:23 End: 12:25

Weather / Track : Overcast / Dry

These results are provisional until the conclusion of any judicial and technical matters.

Clerk Of Course :	Timekeeper :
-------------------	--------------

Results can be found at www.tsl-timing.com

Printed - 12:53 Saturday, 13 July 2019



BMCRC - MRO Championships 2019 - Rnd 6 @ Brands Hatch GP

BMCRC Thunderbike Sport - A&B

RACE 2 - LAP CHART

LAP 1 @ 12:15:39.546

NO	BEHIND	LAP TIME
74		1:43.932
961	0.761	1:44.693
121	1.434	1:45.366
84	3.312	1:47.244
9	4.567	1:48.499
73	4.878	1:48.810
75	7.262	1:51.194
76	7.769	1:51.701
34	7.963	1:51.895
56	8.050	1:51.982
46	8.274	1:52.206
156	8.733	1:52.665
66	10.578	1:54.510
104	10.883	1:54.815
85	11.412	1:55.344
171	12.116	1:56.048
22	12.966	1:56.898
37	14.339	1:58.271
624	14.923	1:58.855
45	15.534	1:59.466
40	15.692	1:59.624
33	18.407	2:02.339
53	19.293	2:03.225
20	19.426	2:03.358
421	19.478	2:03.410
16	19.810	2:03.742
187	20.362	2:04.294
101	20.406	2:04.338
113	23.095	2:07.027
77	25.339	2:09.271
144	25.654	2:09.586
70	33.269	2:17.201
851	33.832	2:17.764
17	1:16.717	3:00.649

LAP 2 @ 12:17:15.844

NO	BEHIND	LAP TIME
74		1:36.298
961	2.650	1:38.187
121	2.866	1:37.730
84	7.830	1:40.816
73	8.881	1:40.301
9	9.528	1:41.259
75	13.900	1:42.936
76	14.480	1:43.009
56	14.552	1:42.800
46	15.323	1:43.347
34	15.476	1:43.811
156	15.899	1:43.464
66	20.175	1:45.895
104	20.198	1:45.613
85	20.615	1:45.501
171	21.130	1:45.312
22	24.221	1:47.553
45	26.193	1:46.957
624	26.986	1:48.361
37	27.055	1:49.014
40	28.356	1:48.962
53	32.221	1:49.226
33	34.567	1:52.458
20	35.716	1:52.588
421	35.741	1:52.561

LAP 3 @ 12:18:51.763

NO	BEHIND	LAP TIME
74		1:35.919
961	4.959	1:38.228
121	5.163	1:38.216
84	12.790	1:40.879
73	13.761	1:40.799
9	14.984	1:41.375
76	20.601	1:42.040
75	22.405	1:44.424
34	23.024	1:43.467
56	23.207	1:44.574
46	23.444	1:44.040
156	23.840	1:43.860
104	28.395	1:44.116
66	30.792	1:46.536
85	30.831	1:46.135
171	31.390	1:46.179
45	36.282	1:46.008
22	36.374	1:48.072
624	38.175	1:47.108
37	40.285	1:49.149
40	40.479	1:48.042
53	43.460	1:47.158
33	49.783	1:51.135
421	50.843	1:51.021
20	51.423	1:51.626
187	51.452	1:51.224
16	52.646	1:52.628
101	53.087	1:51.699
77	1:03.677	1:55.645
113	1:04.462	1:57.808
144	1:08.550	1:58.752
17	1:34.111	1:44.679
70	1:35.605	2:07.173

LAP 4 @ 12:20:28.361

NO	BEHIND	LAP TIME
74		1:36.598
851	1 Lap	2:08.526
961	6.986	1:38.625
121	7.106	1:38.541
84	16.495	1:40.303
73	17.066	1:39.903
9	20.219	1:41.833
76	26.278	1:42.275
34	29.821	1:43.395
56	30.025	1:43.416
156	30.575	1:43.333
46	31.607	1:44.761
104	35.815	1:44.018
66	41.050	1:46.856
85	41.405	1:47.172
171	41.818	1:47.026

45	46.180	1:46.496
22	47.886	1:48.110
624	49.083	1:47.506
37	51.430	1:47.743
40	52.021	1:48.140
53	55.772	1:48.910
33	1:05.123	1:51.938
187	1:05.835	1:50.981
20	1:05.940	1:51.115
421	1:06.066	1:51.821
16	1:08.322	1:52.274
101	1:08.894	1:52.405
113	1:22.186	1:54.322
77	1:22.821	1:55.742
144	1:28.509	1:56.557

LAP 5 @ 12:22:05.420

NO	BEHIND	LAP TIME
74		1:37.059
17	1 Lap	1:43.575
961	8.144	1:38.217
121	8.279	1:38.232
84	22.162	1:42.726
73	22.741	1:42.734
70	1 Lap	2:05.363
851	1 Lap	2:06.132
76	32.453	1:43.234
34	35.715	1:42.953
56	35.870	1:42.904
156	36.332	1:42.816
104	43.331	1:44.575
85	50.755	1:46.409
66	50.845	1:46.854
171	51.321	1:46.562
45	55.251	1:46.130
22	1:00.167	1:49.340
624	1:01.044	1:49.020
37	1:01.149	1:46.778
40	1:02.961	1:47.999
53	1:07.097	1:48.384
187	1:19.623	1:50.847
33	1:19.727	1:51.663
20	1:20.547	1:51.666
421	1:20.801	1:51.794
101	1:24.035	1:52.200
16	1:25.084	1:53.821

LAP 6 @ 12:23:41.987

NO	BEHIND	LAP TIME
74		1:36.567
113	1 Lap	1:53.326
77	1 Lap	1:54.761
961	10.089	1:38.512
121	10.968	1:39.256
144	1 Lap	1:56.231
17	1 Lap	1:43.940
84	26.229	1:40.634
73	26.590	1:40.416
76	40.403	1:44.517
34	40.984	1:41.836
156	41.938	1:42.173
56	42.442	1:43.139
104	52.131	1:45.367
70	1 Lap	2:04.239

85	59.063	1:44.875
66	1:00.219	1:45.941
851	1 Lap	2:07.024
171	1:00.412	1:45.658
45	1:03.866	1:45.182
22	1:12.265	1:48.665
37	1:12.435	1:47.853
624	1:13.098	1:48.621
40	1:16.201	1:49.807
53	1:19.002	1:48.472
187	1:33.144	1:50.088
20	1:34.187	1:50.207
421	1:34.575	1:50.341
33	1:35.503	1:52.343
101	1:38.973	1:51.505
16	1:41.199	1:52.682

Weather / Track : Overcast / Dry

Brands Hatch GP

Circuit Length = 2.4332 miles

Start: 12:13 Flag 12:23 End: 12:25

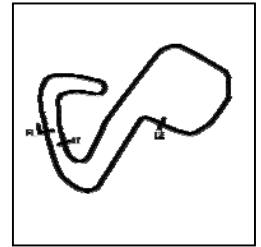
Results can be found at www.tsl-timing.com

Printed - 12:54 Saturday, 13 July 2019

BMCRC - MRO Championships 2019 - Rnd 6 @ Brands Hatch GP

BMCRC Thunderbike Sport - A&B

RACE 2 - SECTOR ANALYSIS



SECTOR 1 = FL to I1, SECTOR 2 = I1 to I2, SECTOR 3 = I2 to FL, DIFF = Difference To Personal Best Lap, P = Crossed Finish Line in Pit Lane, D = Time Disallowed

P1 74 B Daniel SINGLETON		Honda - Bambino Developments Racing					
IDEAL LAP TIME : 1:35.605		BEST LAP TIME : 1:35.919		DIFFERENCE : 0.314			
LAP	SECTOR 1	SECTOR 2	SECTOR 3	LAP TIME	MPH	DIFF	TIME OF DAY
1 -			23.239	1:43.932	84.28	8.013	12:15:39.546
2 -	30.588	42.927	22.783	1:36.298 (2)	90.96	0.379	12:17:15.844
3 -	30.302	42.644	22.973	1:35.919 (1)	91.32		12:18:51.763
4 -	30.633	43.009	22.956	1:36.598	90.68	0.679	12:20:28.361
5 -	30.790	43.278	22.991	1:37.059	90.25	1.140	12:22:05.420
6 -	30.178	43.303	23.086	1:36.567 (3)	90.71	0.648	12:23:41.987

P2 961 B Jack SIM		Yamaha - Platform Lift Engineers Ltd					
IDEAL LAP TIME : 1:37.874		BEST LAP TIME : 1:38.187		DIFFERENCE : 0.313			
LAP	SECTOR 1	SECTOR 2	SECTOR 3	LAP TIME	MPH	DIFF	TIME OF DAY
1 -			23.300	1:44.693	83.67	6.506	12:15:40.307
2 -	31.227	43.618	23.342	1:38.187 (1)	89.21		12:17:18.494
3 -	31.040	43.952	23.236	1:38.228 (3)	89.17	0.041	12:18:56.722
4 -	31.702	43.707	23.216	1:38.625	88.81	0.438	12:20:35.347
5 -	31.159	43.751	23.307	1:38.217 (2)	89.18	0.030	12:22:13.564
6 -	31.283	43.644	23.585	1:38.512	88.92	0.325	12:23:52.076

P3 121 B Roger MARSH		Honda -					
IDEAL LAP TIME : 1:37.608		BEST LAP TIME : 1:37.730		DIFFERENCE : 0.122			
LAP	SECTOR 1	SECTOR 2	SECTOR 3	LAP TIME	MPH	DIFF	TIME OF DAY
1 -			23.207	1:45.366	83.13	7.636	12:15:40.980
2 -	31.209	43.486	23.035	1:37.730 (1)	89.63		12:17:18.710
3 -	31.087	43.911	23.218	1:38.216 (2)	89.18	0.486	12:18:56.926
4 -	31.719	43.682	23.140	1:38.541	88.89	0.811	12:20:35.467
5 -	31.565	43.592	23.075	1:38.232 (3)	89.17	0.502	12:22:13.699
6 -	31.369	43.652	24.235	1:39.256	88.25	1.526	12:23:52.955

P4 84 B Ricardo BRANCO		Yamaha - IMP Racing					
IDEAL LAP TIME : 1:40.067		BEST LAP TIME : 1:40.303		DIFFERENCE : 0.236			
LAP	SECTOR 1	SECTOR 2	SECTOR 3	LAP TIME	MPH	DIFF	TIME OF DAY
1 -			23.438	1:47.244	81.68	6.941	12:15:42.858
2 -	32.054	44.848	23.914	1:40.816 (3)	86.88	0.513	12:17:23.674
3 -	32.365	44.743	23.771	1:40.879	86.83	0.576	12:19:04.553
4 -	31.886	44.910	23.507	1:40.303 (1)	87.33		12:20:44.856
5 -	32.099	46.451	24.176	1:42.726	85.27	2.423	12:22:27.582
6 -	32.140	44.777	23.717	1:40.634 (2)	87.04	0.331	12:24:08.216

P5 73 B Vincent LEWIN		Suzuki - VINITWINRACING.CO.UK					
IDEAL LAP TIME : 1:39.903		BEST LAP TIME : 1:39.903		DIFFERENCE : 0.000			
LAP	SECTOR 1	SECTOR 2	SECTOR 3	LAP TIME	MPH	DIFF	TIME OF DAY
1 -			23.724	1:48.810	80.50	8.907	12:15:44.424
2 -	31.918	44.502	23.881	1:40.301 (2)	87.33	0.398	12:17:24.725
3 -	32.192	44.841	23.766	1:40.799	86.90	0.896	12:19:05.524
4 -	31.808	44.416	23.679	1:39.903 (1)	87.68		12:20:45.427
5 -	32.091	46.214	24.429	1:42.734	85.26	2.831	12:22:28.161
6 -	31.925	44.603	23.888	1:40.416 (3)	87.23	0.513	12:24:08.577

P6 76 B Phillip RODGERS		Suzuki - pinbadgelab.co.uk					
IDEAL LAP TIME : 1:42.040		BEST LAP TIME : 1:42.040		DIFFERENCE : 0.000			
LAP	SECTOR 1	SECTOR 2	SECTOR 3	LAP TIME	MPH	DIFF	TIME OF DAY
1 -			24.446	1:51.701	78.42	9.661	12:15:47.315
2 -	32.505	45.969	24.535	1:43.009 (3)	85.03	0.969	12:17:30.324
3 -	32.152	45.477	24.411	1:42.040 (1)	85.84		12:19:12.364
4 -	32.152	45.620	24.503	1:42.275 (2)	85.64	0.235	12:20:54.639
5 -	32.162	46.134	24.938	1:43.234	84.85	1.194	12:22:37.873

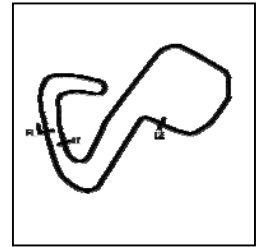
Weather / Track : Overcast / Dry

Brands Hatch GP
Circuit Length = 2.4332 miles
Start: 12:13 Flag 12:23 End: 12:25

BMCRC - MRO Championships 2019 - Rnd 6 @ Brands Hatch GP

BMCRC Thunderbike Sport - A&B

RACE 2 - SECTOR ANALYSIS



SECTOR 1 = FL to I1, SECTOR 2 = I1 to I2, SECTOR 3 = I2 to FL, DIFF = Difference To Personal Best Lap, P = Crossed Finish Line in Pit Lane, D = Time Disallowed
 6 - 33.602 46.232 24.683 1:44.517 83.81 2.477 12:24:22.390

P7 34 A Dan THOMAS (R)		Suzuki -					
IDEAL LAP TIME : 1:41.836		BEST LAP TIME : 1:41.836		DIFFERENCE : 0.000			
LAP	SECTOR 1	SECTOR 2	SECTOR 3	LAP TIME	MPH	DIFF	TIME OF DAY
1 -			24.793	1:51.895	78.28	10.059	12:15:47.509
2 -	33.295	46.154	24.362	1:43.811	84.38	1.975	12:17:31.320
3 -	32.963	45.873	24.631	1:43.467	84.66	1.631	12:19:14.787
4 -	32.706	46.124	24.565	1:43.395 (3)	84.72	1.559	12:20:58.182
5 -	32.278	46.073	24.602	1:42.953 (2)	85.08	1.117	12:22:41.135
6 -	31.792	45.823	24.221	1:41.836 (1)	86.01		12:24:22.971

P8 156 B Michael STONE		Suzuki -					
IDEAL LAP TIME : 1:42.173		BEST LAP TIME : 1:42.173		DIFFERENCE : 0.000			
LAP	SECTOR 1	SECTOR 2	SECTOR 3	LAP TIME	MPH	DIFF	TIME OF DAY
1 -			24.419	1:52.665	77.75	10.492	12:15:48.279
2 -	32.543	46.319	24.602	1:43.464	84.66	1.291	12:17:31.743
3 -	32.573	46.563	24.724	1:43.860	84.34	1.687	12:19:15.603
4 -	32.511	46.386	24.436	1:43.333 (3)	84.77	1.160	12:20:58.936
5 -	32.059	46.199	24.558	1:42.816 (2)	85.19	0.643	12:22:41.752
6 -	32.012	45.808	24.353	1:42.173 (1)	85.73		12:24:23.925

P9 56 B Jamie INGHAM		Suzuki - Oadby motorcycle services					
IDEAL LAP TIME : 1:42.466		BEST LAP TIME : 1:42.800		DIFFERENCE : 0.334			
LAP	SECTOR 1	SECTOR 2	SECTOR 3	LAP TIME	MPH	DIFF	TIME OF DAY
1 -			24.543	1:51.982	78.22	9.182	12:15:47.596
2 -	32.406	45.934	24.460	1:42.800 (1)	85.21		12:17:30.396
3 -	33.198	46.384	24.992	1:44.574	83.76	1.774	12:19:14.970
4 -	32.770	46.115	24.531	1:43.416	84.70	0.616	12:20:58.386
5 -	32.224	46.240	24.440	1:42.904 (2)	85.12	0.104	12:22:41.290
6 -	32.092	46.381	24.666	1:43.139 (3)	84.93	0.339	12:24:24.429

P10 104 A Alex ROBINSON (R)		Honda - Boa					
IDEAL LAP TIME : 1:43.806		BEST LAP TIME : 1:44.018		DIFFERENCE : 0.212			
LAP	SECTOR 1	SECTOR 2	SECTOR 3	LAP TIME	MPH	DIFF	TIME OF DAY
1 -			24.313	1:54.815	76.29	10.797	12:15:50.429
2 -	33.541	47.305	24.767	1:45.613	82.94	1.595	12:17:36.042
3 -	33.087	46.788	24.241	1:44.116 (2)	84.13	0.098	12:19:20.158
4 -	32.855	46.877	24.286	1:44.018 (1)	84.21		12:21:04.176
5 -	33.400	46.710	24.465	1:44.575 (3)	83.76	0.557	12:22:48.751
6 -	33.155	47.736	24.476	1:45.367	83.13	1.349	12:24:34.118

P11 85 B Andrew KITE		Ducati - Red Rebel Racing					
IDEAL LAP TIME : 1:44.288		BEST LAP TIME : 1:44.875		DIFFERENCE : 0.587			
LAP	SECTOR 1	SECTOR 2	SECTOR 3	LAP TIME	MPH	DIFF	TIME OF DAY
1 -			24.634	1:55.344	75.94	10.469	12:15:50.958
2 -	33.527	46.909	25.065	1:45.501 (2)	83.03	0.626	12:17:36.459
3 -	33.798	47.277	25.060	1:46.135 (3)	82.53	1.260	12:19:22.594
4 -	34.457	47.510	25.205	1:47.172	81.73	2.297	12:21:09.766
5 -	33.476	47.835	25.098	1:46.409	82.32	1.534	12:22:56.175
6 -	33.430	46.224	25.221	1:44.875 (1)	83.52		12:24:41.050

P12 66 B Mark SMITH		Yamaha - MHP EXHAUST S					
IDEAL LAP TIME : 1:44.624		BEST LAP TIME : 1:45.895		DIFFERENCE : 1.271			
LAP	SECTOR 1	SECTOR 2	SECTOR 3	LAP TIME	MPH	DIFF	TIME OF DAY
1 -			24.641	1:54.510	76.49	8.615	12:15:50.124
2 -	33.312	47.516	25.067	1:45.895 (1)	82.72		12:17:36.019
3 -	33.674	47.685	25.177	1:46.536 (3)	82.22	0.641	12:19:22.555

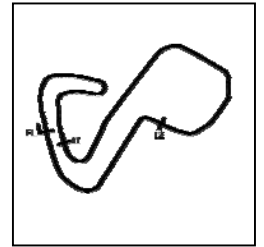
Weather / Track : Overcast / Dry

Brands Hatch GP
 Circuit Length = 2.4332 miles
 Start: 12:13 Flag 12:23 End: 12:25

BMCRC - MRO Championships 2019 - Rnd 6 @ Brands Hatch GP

BMCRC Thunderbike Sport - A&B

RACE 2 - SECTOR ANALYSIS



SECTOR 1 = FL to I1, SECTOR 2 = I1 to I2, SECTOR 3 = I2 to FL, DIFF = Difference To Personal Best Lap, P = Crossed Finish Line in Pit Lane, D = Time Disallowed

4 -	33.787	48.057	25.012	1:46.856	81.97	0.961	12:21:09.411
5 -	33.232	48.249	25.373	1:46.854	81.97	0.959	12:22:56.265
6 -	33.737	46.751	25.453	1:45.941 (2)	82.68	0.046	12:24:42.206

P13 171 A		Colin CLUNE		Suzuki -			
IDEAL LAP TIME : 1:45.048		BEST LAP TIME : 1:45.312		DIFFERENCE : 0.264			
LAP	SECTOR 1	SECTOR 2	SECTOR 3	LAP TIME	MPH	DIFF	TIME OF DAY
1 -			25.092	1:56.048	75.48	10.736	12:15:51.662
2 -	33.521	46.738	25.053	1:45.312 (1)	83.17		12:17:36.974
3 -	33.327	47.457	25.395	1:46.179 (3)	82.50	0.867	12:19:23.153
4 -	34.009	47.522	25.495	1:47.026	81.84	1.714	12:21:10.179
5 -	33.358	47.693	25.511	1:46.562	82.20	1.250	12:22:56.741
6 -	33.620	46.668	25.370	1:45.658 (2)	82.90	0.346	12:24:42.399

P14 45 A		Tom STEVENS		Suzuki -			
IDEAL LAP TIME : 1:44.787		BEST LAP TIME : 1:45.182		DIFFERENCE : 0.395			
LAP	SECTOR 1	SECTOR 2	SECTOR 3	LAP TIME	MPH	DIFF	TIME OF DAY
1 -			25.481	1:59.466	73.32	14.284	12:15:55.080
2 -	33.516	48.082	25.359	1:46.957	81.90	1.775	12:17:42.037
3 -	32.885	47.919	25.204	1:46.008 (2)	82.63	0.826	12:19:28.045
4 -	33.086	48.441	24.969	1:46.496	82.25	1.314	12:21:14.541
5 -	33.104	48.179	24.847	1:46.130 (3)	82.53	0.948	12:23:00.671
6 -	33.039	47.055	25.088	1:45.182 (1)	83.28		12:24:45.853

P15 22 B		Matthew MAY		Honda - Tliehurst Glass Racing			
IDEAL LAP TIME : 1:47.110		BEST LAP TIME : 1:47.553		DIFFERENCE : 0.443			
LAP	SECTOR 1	SECTOR 2	SECTOR 3	LAP TIME	MPH	DIFF	TIME OF DAY
1 -			25.154	1:56.898	74.93	9.345	12:15:52.512
2 -	34.153	47.803	25.597	1:47.553 (1)	81.44		12:17:40.065
3 -	34.422	48.436	25.214	1:48.072 (2)	81.05	0.519	12:19:28.137
4 -	34.293	48.584	25.233	1:48.110 (3)	81.02	0.557	12:21:16.247
5 -	35.085	48.918	25.337	1:49.340	80.11	1.787	12:23:05.587
6 -	34.842	48.551	25.272	1:48.665	80.61	1.112	12:24:54.252

P16 37 A		Ricky WOODS		Suzuki - T & S Vehicle Repairs			
IDEAL LAP TIME : 1:46.778		BEST LAP TIME : 1:46.778		DIFFERENCE : 0.000			
LAP	SECTOR 1	SECTOR 2	SECTOR 3	LAP TIME	MPH	DIFF	TIME OF DAY
1 -			26.073	1:58.271	74.06	11.493	12:15:53.885
2 -	33.792	49.060	26.162	1:49.014	80.35	2.236	12:17:42.899
3 -	34.012	49.149	25.988	1:49.149	80.25	2.371	12:19:32.048
4 -	34.074	48.090	25.579	1:47.743 (2)	81.30	0.965	12:21:19.791
5 -	33.698	47.915	25.165	1:46.778 (1)	82.03		12:23:06.569
6 -	34.301	48.056	25.496	1:47.853 (3)	81.22	1.075	12:24:54.422

P17 624 A		Matthew FEDRICK (R)		Yamaha - Matthew Fedrick farriers ltd			
IDEAL LAP TIME : 1:46.756		BEST LAP TIME : 1:47.108		DIFFERENCE : 0.352			
LAP	SECTOR 1	SECTOR 2	SECTOR 3	LAP TIME	MPH	DIFF	TIME OF DAY
1 -			25.443	1:58.855	73.70	11.747	12:15:54.469
2 -	33.949	48.905	25.507	1:48.361 (3)	80.83	1.253	12:17:42.830
3 -	33.813	47.928	25.367	1:47.108 (1)	81.78		12:19:29.938
4 -	33.689	48.581	25.236	1:47.506 (2)	81.48	0.398	12:21:17.444
5 -	34.255	49.055	25.710	1:49.020	80.35	1.912	12:23:06.464
6 -	34.382	49.100	25.139	1:48.621	80.64	1.513	12:24:55.085

P18 40 A		Simon WILKINSON (R)		Suzuki - S P Wilkinson Engineering Ltd			
IDEAL LAP TIME : 1:47.439		BEST LAP TIME : 1:47.999		DIFFERENCE : 0.560			
LAP	SECTOR 1	SECTOR 2	SECTOR 3	LAP TIME	MPH	DIFF	TIME OF DAY
1 -			25.735	1:59.624	73.22	11.625	12:15:55.238

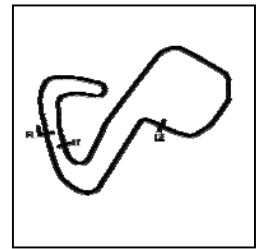
Weather / Track : Overcast / Dry

Brands Hatch GP
Circuit Length = 2.4332 miles
Start: 12:13 Flag 12:23 End: 12:25

BMCRC - MRO Championships 2019 - Rnd 6 @ Brands Hatch GP

BMCRC Thunderbike Sport - A&B

RACE 2 - SECTOR ANALYSIS



SECTOR 1 = FL to I1, SECTOR 2 = I1 to I2, SECTOR 3 = I2 to FL, DIFF = Difference To Personal Best Lap, P = Crossed Finish Line in Pit Lane, D = Time Disallowed

2 -	34.344	48.976	25.642	1:48.962	80.39	0.963	12:17:44.200
3 -	34.168	48.430	25.444	1:48.042 (2)	81.07	0.043	12:19:32.242
4 -	34.311	48.470	25.359	1:48.140 (3)	81.00	0.141	12:21:20.382
5 -	34.218	48.173	25.608	1:47.999 (1)	81.11		12:23:08.381
6 -	33.907	49.932	25.968	1:49.807	79.77	1.808	12:24:58.188

P19 53 A		Tim BANWELL (R)		Yamaha -			
IDEAL LAP TIME : 1:46.459		BEST LAP TIME : 1:47.158		DIFFERENCE : 0.699			
LAP	SECTOR 1	SECTOR 2	SECTOR 3	LAP TIME	MPH	DIFF	TIME OF DAY
1 -			25.743	2:03.225	71.08	16.067	12:15:58.839
2 -	35.063	48.962	25.201	1:49.226	80.19	2.068	12:17:48.065
3 -	33.965	48.018	25.175	1:47.158 (1)	81.74		12:19:35.223
4 -	34.900	48.867	25.143	1:48.910	80.43	1.752	12:21:24.133
5 -	34.477	48.765	25.142	1:48.384 (2)	80.82	1.226	12:23:12.517
6 -	35.978	47.708	24.786	1:48.472 (3)	80.75	1.314	12:25:00.989

P20 187 A		David TREVEIL (R)		Yamaha -			
IDEAL LAP TIME : 1:50.088		BEST LAP TIME : 1:50.088		DIFFERENCE : 0.000			
LAP	SECTOR 1	SECTOR 2	SECTOR 3	LAP TIME	MPH	DIFF	TIME OF DAY
1 -			25.748	2:04.294	70.47	14.206	12:15:59.908
2 -	35.914	50.130	26.039	1:52.083	78.15	1.995	12:17:51.991
3 -	35.274	50.256	25.694	1:51.224	78.75	1.136	12:19:43.215
4 -	35.154	50.192	25.635	1:50.981 (3)	78.93	0.893	12:21:34.196
5 -	35.063	50.098	25.686	1:50.847 (2)	79.02	0.759	12:23:25.043
6 -	35.053	49.673	25.362	1:50.088 (1)	79.57		12:25:15.131

P21 20 B		Connor SWYER		Kawasaki - WSC Performace & Owkay clothing			
IDEAL LAP TIME : 1:49.993		BEST LAP TIME : 1:50.207		DIFFERENCE : 0.214			
LAP	SECTOR 1	SECTOR 2	SECTOR 3	LAP TIME	MPH	DIFF	TIME OF DAY
1 -			26.341	2:03.358	71.01	13.151	12:15:58.972
2 -	35.204	50.746	26.638	1:52.588	77.80	2.381	12:17:51.560
3 -	35.634	50.031	25.961	1:51.626 (3)	78.47	1.419	12:19:43.186
4 -	34.856	50.090	26.169	1:51.115 (2)	78.83	0.908	12:21:34.301
5 -	35.416	50.069	26.181	1:51.666	78.44	1.459	12:23:25.967
6 -	35.070	49.385	25.752	1:50.207 (1)	79.48		12:25:16.174

P22 421 B		David ATKINS		Kawasaki - DA PLUMBING and MECHANICAL LTD			
IDEAL LAP TIME : 1:50.004		BEST LAP TIME : 1:50.341		DIFFERENCE : 0.337			
LAP	SECTOR 1	SECTOR 2	SECTOR 3	LAP TIME	MPH	DIFF	TIME OF DAY
1 -			27.378	2:03.410	70.98	13.069	12:15:59.024
2 -	35.112	50.895	26.554	1:52.561	77.82	2.220	12:17:51.585
3 -	35.255	49.676	26.090	1:51.021 (2)	78.90	0.680	12:19:42.606
4 -	34.908	50.382	26.531	1:51.821	78.33	1.480	12:21:34.427
5 -	35.390	50.494	25.910	1:51.794 (3)	78.35	1.453	12:23:26.221
6 -	35.245	49.324	25.772	1:50.341 (1)	79.38		12:25:16.562

P23 33 A		Peter PARAPANOS (R)		Honda -			
IDEAL LAP TIME : 1:50.621		BEST LAP TIME : 1:51.135		DIFFERENCE : 0.514			
LAP	SECTOR 1	SECTOR 2	SECTOR 3	LAP TIME	MPH	DIFF	TIME OF DAY
1 -			25.665	2:02.339	71.60	11.204	12:15:57.953
2 -	35.538	51.228	25.692	1:52.458	77.89	1.323	12:17:50.411
3 -	35.542	49.871	25.722	1:51.135 (1)	78.82		12:19:41.546
4 -	35.379	50.666	25.893	1:51.938 (3)	78.25	0.803	12:21:33.484
5 -	35.302	50.164	26.197	1:51.663 (2)	78.44	0.528	12:23:25.147
6 -	36.613	49.654	26.076	1:52.343	77.97	1.208	12:25:17.490

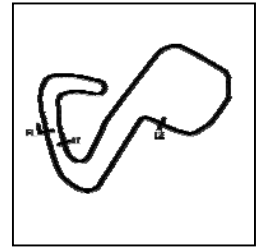
Weather / Track : Overcast / Dry

Brands Hatch GP
Circuit Length = 2.4332 miles
Start: 12:13 Flag 12:23 End: 12:25

BMCRC - MRO Championships 2019 - Rnd 6 @ Brands Hatch GP

BMCRC Thunderbike Sport - A&B

RACE 2 - SECTOR ANALYSIS



SECTOR 1 = FL to I1, SECTOR 2 = I1 to I2, SECTOR 3 = I2 to FL, DIFF = Difference To Personal Best Lap, P = Crossed Finish Line in Pit Lane, D = Time Disallowed

P24 101 A		Glen TRIPP (R)		Honda - yaki too racing			
IDEAL LAP TIME : 1:51.447		BEST LAP TIME : 1:51.505		DIFFERENCE : 0.058			
LAP	SECTOR 1	SECTOR 2	SECTOR 3	LAP TIME	MPH	DIFF	TIME OF DAY
1 -			26.287	2:04.338	70.45	12.833	12:15:59.952
2 -	36.666	50.408	26.125	1:53.199	77.38	1.694	12:17:53.151
3 -	35.969	49.856	25.874	1:51.699 (2)	78.42	0.194	12:19:44.850
4 -	36.804	49.721	25.880	1:52.405	77.93	0.900	12:21:37.255
5 -	36.177	50.011	26.012	1:52.200 (3)	78.07	0.695	12:23:29.455
6 -	35.861	49.712	25.932	1:51.505 (1)	78.56		12:25:20.960

P25 16 A		Geoff LANSDALL		Suzuki - EPG Domestic			
IDEAL LAP TIME : 1:51.538		BEST LAP TIME : 1:52.274		DIFFERENCE : 0.736			
LAP	SECTOR 1	SECTOR 2	SECTOR 3	LAP TIME	MPH	DIFF	TIME OF DAY
1 -			26.144	2:03.742	70.79	11.468	12:15:59.356
2 -	35.965	50.406	26.054	1:52.425 (2)	77.91	0.151	12:17:51.781
3 -	36.569	49.969	26.090	1:52.628 (3)	77.77	0.354	12:19:44.409
4 -	36.701	49.885	25.688	1:52.274 (1)	78.02		12:21:36.683
5 -	37.082	50.727	26.012	1:53.821	76.96	1.547	12:23:30.504
6 -	36.356	50.268	26.058	1:52.682	77.73	0.408	12:25:23.186

P26 113 A		Mark LAWRENCE		Honda - Sarky racing			
IDEAL LAP TIME : 1:53.326		BEST LAP TIME : 1:53.326		DIFFERENCE : 0.000			
LAP	SECTOR 1	SECTOR 2	SECTOR 3	LAP TIME	MPH	DIFF	TIME OF DAY
1 -			26.897	2:07.027	68.96	13.701	12:16:02.641
2 -	36.416	51.665	27.695	1:55.776 (3)	75.66	2.450	12:17:58.417
3 -	36.808	53.767	27.233	1:57.808	74.35	4.482	12:19:56.225
4 -	35.773	51.568	26.981	1:54.322 (2)	76.62	0.996	12:21:50.547
5 -	35.345	51.153	26.828	1:53.326 (1)	77.29		12:23:43.873

P27 77 A		Joe WHITE (R)		Kawasaki - Just In Graphics / MZ Contracts			
IDEAL LAP TIME : 1:53.393		BEST LAP TIME : 1:54.761		DIFFERENCE : 1.368			
LAP	SECTOR 1	SECTOR 2	SECTOR 3	LAP TIME	MPH	DIFF	TIME OF DAY
1 -			27.602	2:09.271	67.76	14.510	12:16:04.885
2 -	36.017	51.536	27.357	1:54.910 (2)	76.23	0.149	12:17:59.795
3 -	36.151	52.156	27.338	1:55.645 (3)	75.74	0.884	12:19:55.440
4 -	35.921	52.670	27.151	1:55.742	75.68	0.981	12:21:51.182
5 -	37.289	50.723	26.749	1:54.761 (1)	76.33		12:23:45.943

P28 144 B		Nick CRONIN		Suzuki - Kite Motorcycles			
IDEAL LAP TIME : 1:56.062		BEST LAP TIME : 1:56.231		DIFFERENCE : 0.169			
LAP	SECTOR 1	SECTOR 2	SECTOR 3	LAP TIME	MPH	DIFF	TIME OF DAY
1 -			27.220	2:09.586	67.59	13.355	12:16:05.200
2 -	36.856	52.507	26.998	1:56.361 (2)	75.28	0.130	12:18:01.561
3 -	38.392	53.239	27.121	1:58.752	73.76	2.521	12:20:00.313
4 -	36.858	52.410	27.289	1:56.557 (3)	75.15	0.326	12:21:56.870
5 -	36.914	52.521	26.796	1:56.231 (1)	75.36		12:23:53.101

P29 17 A		Tommy DOWNES (R)		Suzuki - Ray Gnarley/ MoreMoto			
IDEAL LAP TIME : 1:43.575		BEST LAP TIME : 1:43.575		DIFFERENCE : 0.000			
LAP	SECTOR 1	SECTOR 2	SECTOR 3	LAP TIME	MPH	DIFF	TIME OF DAY
1 -		47.022	24.854	3:00.649	48.49	1:17.074	12:16:56.263
2 -	32.784	47.148	25.000	1:44.932	83.48	1.357	12:18:41.195
3 -	32.612	46.622	25.445	1:44.679 (3)	83.68	1.104	12:20:25.874
4 -	32.583	46.216	24.776	1:43.575 (1)	84.57		12:22:09.449
5 -	32.633	46.517	24.790	1:43.940 (2)	84.27	0.365	12:23:53.389

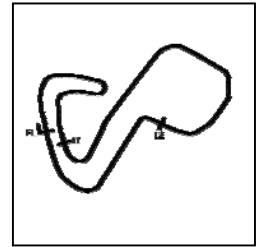
Weather / Track : Overcast / Dry

Brands Hatch GP
Circuit Length = 2.4332 miles
Start: 12:13 Flag 12:23 End: 12:25

BMCRC - MRO Championships 2019 - Rnd 6 @ Brands Hatch GP

BMCRC Thunderbike Sport - A&B

RACE 2 - SECTOR ANALYSIS



SECTOR 1 = FL to I1, SECTOR 2 = I1 to I2, SECTOR 3 = I2 to FL, DIFF = Difference To Personal Best Lap, P = Crossed Finish Line in Pit Lane, D = Time Disallowed

P30 70 A		Vanessa GILLAM (R)		Suzuki - No More Straps			
IDEAL LAP TIME : 2:03.992		BEST LAP TIME : 2:04.239		DIFFERENCE : 0.247			
LAP	SECTOR 1	SECTOR 2	SECTOR 3	LAP TIME	MPH	DIFF	TIME OF DAY
1 -			29.879	2:17.201	63.84	12.962	12:16:12.815
2 -	39.441	57.419	30.520	2:07.380	68.76	3.141	12:18:20.195
3 -	40.252	56.938	29.983	2:07.173 (3)	68.88	2.934	12:20:27.368
4 -	38.983	56.366	30.014	2:05.363 (2)	69.87	1.124	12:22:32.731
5 -	39.230	56.194	28.815	2:04.239 (1)	70.50		12:24:36.970

P31 851 A		George PRINOS (R)		Ducati - KAPPA PLANNING LTD			
IDEAL LAP TIME : 2:05.995		BEST LAP TIME : 2:06.132		DIFFERENCE : 0.137			
LAP	SECTOR 1	SECTOR 2	SECTOR 3	LAP TIME	MPH	DIFF	TIME OF DAY
1 -			29.641	2:17.764	63.58	11.632	12:16:13.378
2 -	40.278	57.802	29.248	2:07.328 (3)	68.79	1.196	12:18:20.706
3 -	41.171	57.531	29.824	2:08.526	68.15	2.394	12:20:29.232
4 -	40.361	56.790	28.981	2:06.132 (1)	69.44		12:22:35.364
5 -	40.319	56.736	29.969	2:07.024 (2)	68.96	0.892	12:24:42.388

P32 9 B		Mark TAYLOR		Suzuki - SDC Performance			
IDEAL LAP TIME : 1:40.924		BEST LAP TIME : 1:41.259		DIFFERENCE : 0.335			
LAP	SECTOR 1	SECTOR 2	SECTOR 3	LAP TIME	MPH	DIFF	TIME OF DAY
1 -			24.297	1:48.499	80.73	7.240	12:15:44.113
2 -	31.703	45.335	24.221	1:41.259 (1)	86.50		12:17:25.372
3 -	31.889	45.236	24.250	1:41.375 (2)	86.41	0.116	12:19:06.747
4 -	31.467	45.871	24.495	1:41.833 (3)	86.02	0.574	12:20:48.580

P33 46 B		Jeff MORRIS		Suzuki -			
IDEAL LAP TIME : 1:43.078		BEST LAP TIME : 1:43.347		DIFFERENCE : 0.269			
LAP	SECTOR 1	SECTOR 2	SECTOR 3	LAP TIME	MPH	DIFF	TIME OF DAY
1 -			24.263	1:52.206	78.06	8.859	12:15:47.820
2 -	32.738	46.077	24.532	1:43.347 (1)	84.76		12:17:31.167
3 -	32.882	46.586	24.572	1:44.040 (2)	84.19	0.693	12:19:15.207
4 -	33.240	46.698	24.823	1:44.761 (3)	83.61	1.414	12:20:59.968

P34 75 B		Stewart MAY		Honda - Tilehurst Glass			
IDEAL LAP TIME : 1:42.936		BEST LAP TIME : 1:42.936		DIFFERENCE : 0.000			
LAP	SECTOR 1	SECTOR 2	SECTOR 3	LAP TIME	MPH	DIFF	TIME OF DAY
1 -			24.431	1:51.194	78.77	8.258	12:15:46.808
2 -	32.728	46.067	24.141	1:42.936 (1)	85.09		12:17:29.744
3 -	33.480	46.539	24.405	1:44.424 (2)	83.88	1.488	12:19:14.168

BMCRC - MRO Championships 2019 - Rnd 6 @ Brands Hatch GP

BMCRC Thunderbike Sport - A&B

RACE 2 - BEST SECTORS

SECTOR 1			SECTOR 2			SECTOR 3			IDEAL / BEST COMPARISON						
POS	NO	NAME	TIME	NO	NAME	TIME	NO	NAME	TIME	POS	NO	NAME	IDEAL	BEST	DIFF
													PERFECT LAP	1:35.605	
1	74	SINGLETON	30.178	74	SINGLETON	42.644	74	SINGLETON	22.783	1	74	SINGLETON	1:35.605	1:35.919	0.314
2	961	SIM	31.040	121	MARSH	43.486	121	MARSH	23.035	2	121	MARSH	1:37.608	1:37.730	0.122
3	121	MARSH	31.087	961	SIM	43.618	961	SIM	23.216	3	961	SIM	1:37.874	1:38.187	0.313
4	9	TAYLOR	31.467	73	LEWIN	44.416	84	BRANCO	23.438	4	73	LEWIN	1:39.903	1:39.903	0.000
5	34	THOMAS (R)	31.792	84	BRANCO	44.743	73	LEWIN	23.679	5	84	BRANCO	1:40.067	1:40.303	0.236
6	73	LEWIN	31.808	9	TAYLOR	45.236	75	MAY	24.141	6	9	TAYLOR	1:40.924	1:41.259	0.335
7	84	BRANCO	31.886	76	RODGERS	45.477	34	THOMAS (R)	24.221	7	34	THOMAS (R)	1:41.836	1:41.836	0.000
8	156	STONE	32.012	156	STONE	45.808	9	TAYLOR	24.221	8	76	RODGERS	1:42.040	1:42.040	0.000
9	56	INGHAM	32.092	34	THOMAS (R)	45.823	104	ROBINSON (R)	24.241	9	156	STONE	1:42.173	1:42.173	0.000
10	76	RODGERS	32.152	56	INGHAM	45.934	46	MORRIS	24.263	10	56	INGHAM	1:42.466	1:42.800	0.334
11	17	DOWNES (R)	32.583	75	MAY	46.067	156	STONE	24.353	11	75	MAY	1:42.936	1:42.936	0.000
12	75	MAY	32.728	46	MORRIS	46.077	76	RODGERS	24.411	12	46	MORRIS	1:43.078	1:43.347	0.269
13	46	MORRIS	32.738	17	DOWNES (R)	46.216	56	INGHAM	24.440	13	17	DOWNES (R)	1:43.575	1:43.575	0.000
14	104	ROBINSON (R)	32.855	85	KITE	46.224	85	KITE	24.634	14	104	ROBINSON (R)	1:43.806	1:44.018	0.212
15	45	STEVENS	32.885	171	CLUNE	46.668	66	SMITH	24.641	15	85	KITE	1:44.288	1:44.875	0.587
16	66	SMITH	33.232	104	ROBINSON (R)	46.710	17	DOWNES (R)	24.776	16	66	SMITH	1:44.624	1:45.895	1.271
17	171	CLUNE	33.327	66	SMITH	46.751	53	BANWELL (R)	24.786	17	45	STEVENS	1:44.787	1:45.182	0.395
18	85	KITE	33.430	45	STEVENS	47.055	45	STEVENS	24.847	18	171	CLUNE	1:45.048	1:45.312	0.264
19	624	FEDRICK (R)	33.689	53	BANWELL (R)	47.708	171	CLUNE	25.053	19	53	BANWELL (R)	1:46.459	1:47.158	0.699
20	37	WOODS	33.698	22	MAY	47.803	624	FEDRICK (R)	25.139	20	624	FEDRICK (R)	1:46.756	1:47.108	0.352
21	40	WILKINSON (R)	33.907	37	WOODS	47.915	22	MAY	25.154	21	37	WOODS	1:46.778	1:46.778	0.000
22	53	BANWELL (R)	33.965	624	FEDRICK (R)	47.928	37	WOODS	25.165	22	22	MAY	1:47.110	1:47.553	0.443
23	22	MAY	34.153	40	WILKINSON (R)	48.173	40	WILKINSON (R)	25.359	23	40	WILKINSON (R)	1:47.439	1:47.999	0.560
24	20	SWYER	34.856	421	ATKINS	49.324	187	TREVEIL (R)	25.362	24	20	SWYER	1:49.993	1:50.207	0.214
25	421	ATKINS	34.908	20	SWYER	49.385	33	PARAPANOS (R)	25.665	25	421	ATKINS	1:50.004	1:50.341	0.337
26	187	TREVEIL (R)	35.053	33	PARAPANOS (R)	49.654	16	LANSDELL	25.688	26	187	TREVEIL (R)	1:50.088	1:50.088	0.000
27	33	PARAPANOS (R)	35.302	187	TREVEIL (R)	49.673	20	SWYER	25.752	27	33	PARAPANOS (R)	1:50.621	1:51.135	0.514
28	113	LAWRENCE	35.345	101	TRIPP (R)	49.712	421	ATKINS	25.772	28	101	TRIPP (R)	1:51.447	1:51.505	0.058
29	101	TRIPP (R)	35.861	16	LANSDELL	49.885	101	TRIPP (R)	25.874	29	16	LANSDELL	1:51.538	1:52.274	0.736
30	77	WHITE (R)	35.921	77	WHITE (R)	50.723	77	WHITE (R)	26.749	30	113	LAWRENCE	1:53.326	1:53.326	0.000
31	16	LANSDELL	35.965	113	LAWRENCE	51.153	144	CRONIN	26.796	31	77	WHITE (R)	1:53.393	1:54.761	1.368
32	144	CRONIN	36.856	144	CRONIN	52.410	113	LAWRENCE	26.828	32	144	CRONIN	1:56.062	1:56.231	0.169
33	70	GILLAM (R)	38.983	70	GILLAM (R)	56.194	70	GILLAM (R)	28.815	33	70	GILLAM (R)	2:03.992	2:04.239	0.247
34	851	PRINOS (R)	40.278	851	PRINOS (R)	56.736	851	PRINOS (R)	28.981	34	851	PRINOS (R)	2:05.995	2:06.132	0.137
35															

Weather / Track : Overcast / Dry

Brands Hatch GP

Circuit Length = 2.4332 miles

Start: 12:13 Flag 12:23 End: 12:25

Results can be found at www.tsl-timing.com

Printed - 12:54 Saturday, 13 July 2019

BMCRC - MRO Championships 2019 - Rnd 6 @ Brands Hatch GP



BMCRC Thunderbike Sport - B&C

RACE 7 - GRID (6 Laps)

ROW 12	36	90	Edward WATSON	1:57.057	35	144	Nick CRONIN	1:55.095	34	143	Robert DAVIE				
ROW 11				1:54.198	33	421	David ATKINS	1:52.947	32	10	Bradley ROBINSON	1:51.493	31	20	Connor SWYER
ROW 10	30	747	Allan CLARK	1:50.781	29	156	Michael STONE	1:49.187	28	52	Gary JARMAN				
ROW 9				1:48.906	27	22	Matthew MAY	1:47.731	26	117	Jordan HARRIS	1:47.446	25	66	Mark SMITH
ROW 8	24	12	Grant WALDER	1:46.901	23	80	Leon STEWART	1:46.603	22	50	Paul ROBSON				
ROW 7				1:46.193	21	56	Jamie INGHAM	1:45.243	20	51	Paul BEESLEY	1:44.759	19	46	Jeff MORRIS
ROW 6	18	146	Simon GATES	1:44.505	17	85	Andrew KITE	1:43.681	16	191	James SEATH				
ROW 5				1:43.614	15	84	Ricardo BRANCO	1:43.588	14	72	Kevin MILLER	1:43.376	13	76	Phillip RODGERS
ROW 4	12	13	Wii GREEN	1:43.366	11	75	Stewart MAY	1:43.119	10	93	Jack WALLIS				
ROW 3				1:42.492	9	73	Vincent LEWIN	1:42.350	8	19	Kevin LILLEY	1:41.719	7	9	Mark TAYLOR
ROW 2	6	48	Shaun WALLIS	1:41.319	5	961	Jack SIM	1:39.249	4	54	Adam JAMISON				
ROW 1				1:38.835	3	121	Roger MARSH	1:38.314	2	47	Thomas WATSON	1:36.729	1	74	Daniel SINGLETON
															Pole

Brands Hatch GP
Circuit Length = 2.4332 miles

These results are provisional until the conclusion of any judicial and technical matters.

Clerk Of Course :	Timekeeper :
-------------------	--------------

Results can be found at www.tsl-timing.com

Printed - 12:55 Saturday, 13 July 2019



BMCRC - MRO Championships 2019 - Rnd 6 @ Brands Hatch GP

BMCRC Thunderbike Sport - B&C

RACE 7 - CLASSIFICATION

POS	NO	CL	PIC NAME	ENTRY	LAPS	TIME	GAP	DIFF	MPH	BEST	ON
1	74	B	1 Daniel SINGLETON	Honda - Bambino Developments Racing	6	9:45.390			89.78	1:35.468	4
2	961	B	2 Jack SIM	Yamaha - Platform Lift Engineers Ltd	6	9:55.126	9.736	9.736	88.31	1:37.935	2
3	121	B	3 Roger MARSH	Honda -	6	9:55.298	9.908	0.172	88.29	1:37.978	6
4	47	C	1 Thomas WATSON	Yamaha - Motorsportdays.com TEA Time Racing	6	9:55.308	9.918	0.010	88.28	1:37.306	4
5	54	C	2 Adam JAMISON	Yamaha - AJ Racing	6	9:56.002	10.612	0.694	88.18	1:37.429	6
6	48	C	3 Shaun WALLIS	Yamaha - Watling Tyres	6	10:13.991	28.601	17.989	85.60	1:40.343	3
7	84	B	4 Ricardo BRANCO	Yamaha - IMP Racing	6	10:16.341	30.951	2.350	85.27	1:40.689	5
8	93	C	4 Jack WALLIS	Yamaha - Watling Tyres	6	10:16.626	31.236	0.285	85.23	1:40.544	6
9	73	B	5 Vincent LEWIN	Suzuki - VINITWINRACING.CO.UK	6	10:17.269	31.879	0.643	85.14	1:39.924	3
10	191	C	5 James SEATH	Kawasaki - Ovenden Earthmoving	6	10:19.361	33.971	2.092	84.86	1:41.499	6
11	72	C	6 Kevin MILLER	Honda - Mechanical Air Supplies Ltd	6	10:23.748	38.358	4.387	84.26	1:41.299	6
12	75	B	6 Stewart MAY	Honda - Tilehurst Glass	6	10:24.220	38.830	0.472	84.19	1:42.315	5
13	19	C	7 Kevin LILLEY	SUZUKI - Trafalgar Cleaning Eqpt. / Vanson Leathe	6	10:25.175	39.785	0.955	84.07	1:41.981	3
14	76	B	7 Phillip RODGERS	Suzuki - pinbadgelab.co.uk	6	10:25.697	40.307	0.522	84.00	1:41.687	5
15	13	C	8 Wil GREEN	Suzuki - Faith Fueled Racing	6	10:29.254	43.864	3.557	83.52	1:43.053	6
16	56	B	8 Jamie INGHAM	Suzuki - Oadby motorcycle services	6	10:29.394	44.004	0.140	83.50	1:42.861	4
17	156	B	9 Michael STONE	Suzuki -	6	10:29.455	44.065	0.061	83.49	1:42.086	4
18	146	C	9 Simon GATES	Suzuki - Team Kawafati	6	10:29.869	44.479	0.414	83.44	1:42.674	5
19	50	C	10 Paul ROBSON	Yamaha - RBProperty services & Environment Light	6	10:33.739	48.349	3.870	82.93	1:41.999	5
20	46	B	10 Jeff MORRIS	Suzuki -	6	10:34.043	48.653	0.304	82.89	1:43.736	3
21	51	C	11 Paul BEESLEY	Yamaha - My Mrs	6	10:42.474	57.084	8.431	81.80	1:44.703	3
22	85	B	11 Andrew KITE	Ducati - Red Rebel Racing	6	10:43.968	58.578	1.494	81.61	1:43.218	6
23	66	B	12 Mark SMITH	Yamaha - MHP EXHAUST S	6	10:44.070	58.680	0.102	81.60	1:44.621	2
24	117	C	12 Jordan HARRIS	Suzuki - Steve Jordan Motorcycles	6	10:47.495	1:02.105	3.425	81.17	1:45.165	6
25	80	B	13 Leon STEWART	Suzuki -	6	10:48.144	1:02.754	0.649	81.09	1:45.089	6
26	52	C	13 Gary JARMAN	Kawasaki - G & S Motorcycle tyres	6	10:48.724	1:03.334	0.580	81.01	1:44.594	5
27	22	B	14 Matthew MAY	Honda - Tilehurst Glass Racing	6	10:57.600	1:12.210	8.876	79.92	1:46.223	6
28	747	C	14 Allan CLARK	Kawasaki - A Clark & Sons Builders	6	10:58.007	1:12.617	0.407	79.87	1:46.830	5
29	143	C	15 Robert DAVIE	Suzuki -	5	9:47.734	1 Lap	1 Lap	74.52	1:54.981	2
30	144	B	15 Nick CRONIN	Suzuki - Kite Motorcycles	5	9:53.852	1 Lap	6.118	73.75	1:56.322	3

NOT CLASSIFIED

DNF	90	C	Edward WATSON	Yamaha - Motorsportdays.com TEA Time Racing	0
-----	----	---	---------------	---	---

FASTEST LAP

74	B	Daniel SINGLETON	Honda - Bambino Developments Racing	4	1:35.468	91.75 mph	147.66 kph
47	C	Thomas WATSON	Yamaha - Motorsportdays.com TEA Time Racing	4	1:37.306	90.02 mph	144.87 kph

Class B - 92.5% of Race Speed = 83.04 mph

Class C - 92.5% of Race Speed = 81.65 mph

Brands Hatch GP

Circuit Length = 2.4332 miles

Start: 14:05 Flag 14:15 End: 14:16

Weather / Track : Overcast / Dry

These results are provisional until the conclusion of any judicial and technical matters.

Clerk Of Course :	Timekeeper :
-------------------	--------------

Results can be found at www.tsl-timing.com

Printed - 14:19 Saturday, 13 July 2019



BMCRC - MRO Championships 2019 - Rnd 6 @ Brands Hatch GP

BMCRC Thunderbike Sport - B&C

RACE 7 - LAP CHART

LAP 1 @ 14:07:33.274

NO	BEHIND	LAP TIME
74		1:43.512
961	1.002	1:44.514
121	1.119	1:44.631
54	2.467	1:45.979
47	2.957	1:46.469
191	5.616	1:49.128
93	6.263	1:49.775
48	6.397	1:49.909
84	6.398	1:49.910
75	7.097	1:50.609
19	8.030	1:51.542
73	8.279	1:51.791
13	8.353	1:51.865
72	8.877	1:52.389
76	9.525	1:53.037
56	9.803	1:53.315
146	10.640	1:54.152
46	10.715	1:54.227
156	11.029	1:54.541
66	12.410	1:55.922
117	12.436	1:55.948
50	12.746	1:56.258
51	12.773	1:56.285
85	13.341	1:56.853
80	13.982	1:57.494
22	14.686	1:58.198
747	15.810	1:59.322
52	16.264	1:59.776
143	22.486	2:05.998
144	23.787	2:07.299

LAP 2 @ 14:09:09.507

NO	BEHIND	LAP TIME
74		1:36.233
961	2.704	1:37.935
121	2.960	1:38.074
54	4.277	1:38.043
47	5.174	1:38.450
48	11.546	1:41.382
191	11.634	1:42.251
93	11.983	1:41.953
84	12.127	1:41.962
73	14.007	1:41.961
75	14.505	1:43.641
19	15.347	1:43.550
13	15.646	1:43.526
72	15.826	1:43.182
76	16.312	1:43.020
56	16.533	1:42.963
146	17.852	1:43.445
46	18.443	1:43.961
156	18.504	1:43.708
66	20.798	1:44.621
50	21.148	1:44.635
51	22.348	1:45.808
85	23.496	1:46.388
117	23.524	1:47.321
80	24.107	1:46.358
22	27.699	1:49.246
747	28.163	1:48.586
52	28.362	1:48.331
143	41.234	1:54.981

144 43.879 1:56.325

LAP 3 @ 14:10:45.892

NO	BEHIND	LAP TIME
74		1:36.385
961	4.675	1:38.356
121	4.834	1:38.259
54	5.833	1:37.941
47	6.505	1:37.716
48	15.504	1:40.343
191	16.788	1:41.539
84	16.902	1:41.160
93	17.237	1:41.639
73	17.546	1:39.924
75	20.649	1:42.529
19	20.943	1:41.981
72	22.536	1:43.095
76	23.312	1:43.385
13	23.705	1:44.444
56	23.799	1:43.651
146	24.828	1:43.361
156	25.018	1:42.899
46	25.794	1:43.736
50	28.840	1:44.077
66	29.995	1:45.582
51	30.666	1:44.703
117	33.982	1:46.843
85	34.435	1:47.324
80	35.010	1:47.288
52	37.472	1:45.495
22	39.862	1:48.548
747	40.247	1:48.469
143	1:00.382	1:55.533
144	1:03.816	1:56.322

LAP 4 @ 14:12:21.360

NO	BEHIND	LAP TIME
74		1:35.468
961	7.189	1:37.982
121	7.701	1:38.335
54	7.935	1:37.570
47	8.343	1:37.306
48	20.802	1:40.766
84	23.057	1:41.623
93	23.273	1:41.504
191	23.299	1:41.979
73	23.534	1:41.456
75	27.658	1:42.477
19	28.378	1:42.903
72	29.465	1:42.397
76	30.177	1:42.333
56	31.192	1:42.861
13	31.320	1:43.083
156	31.636	1:42.086
146	32.830	1:43.470
46	34.240	1:43.914
50	36.688	1:43.316
66	40.447	1:45.920
51	40.648	1:45.450
117	44.604	1:46.090
85	44.713	1:45.746
80	45.602	1:46.060
52	47.261	1:45.257
747	52.454	1:47.675

22 52.775 1:48.381

143 1:20.965 1:56.051

144 1:25.606 1:57.258

LAP 5 @ 14:13:57.485

NO	BEHIND	LAP TIME
74		1:36.125
961	9.411	1:38.347
121	9.597	1:38.021
47	10.268	1:38.050
54	10.850	1:39.040
48	25.224	1:40.547
84	27.621	1:40.689
93	28.359	1:41.211
73	29.226	1:41.817
191	30.139	1:42.965
75	33.848	1:42.315
19	34.592	1:42.339
72	34.726	1:41.386
76	35.739	1:41.687
13	38.478	1:43.283
56	38.560	1:43.493
156	38.790	1:43.279
146	39.379	1:42.674
46	42.091	1:43.976
50	42.562	1:41.999
66	49.868	1:45.546
51	50.047	1:45.524
85	53.027	1:44.439
117	54.607	1:46.128
80	55.332	1:45.855
52	55.730	1:44.594
747	1:03.159	1:46.830
22	1:03.654	1:47.004

52 1:03.334 1:45.271

22 1:12.210 1:46.223

747 1:12.617 1:47.125

LAP 6 @ 14:15:35.152

NO	BEHIND	LAP TIME
74		1:37.667
143	1 Lap	1:55.171
144	1 Lap	1:56.648
961	9.736	1:37.992
121	9.908	1:37.978
47	9.918	1:37.317
54	10.612	1:37.429
48	28.601	1:41.044
84	30.951	1:40.997
93	31.236	1:40.544
73	31.879	1:40.320
191	33.971	1:41.499
72	38.358	1:41.299
75	38.830	1:42.649
19	39.785	1:42.860
76	40.307	1:42.235
13	43.864	1:43.053
56	44.004	1:43.111
156	44.065	1:42.942
146	44.479	1:42.767
50	48.349	1:43.454
46	48.653	1:44.229
51	57.084	1:44.704
85	58.578	1:43.218
66	58.680	1:46.479
117	1:02.105	1:45.165
80	1:02.754	1:45.089

Weather / Track : Overcast / Dry

Results can be found at www.tsl-timing.com

Brands Hatch GP

Circuit Length = 2.4332 miles

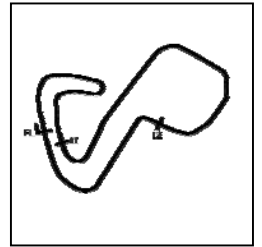
Start: 14:05 Flag 14:15 End: 14:16

Printed - 14:20 Saturday, 13 July 2019

BMCRC - MRO Championships 2019 - Rnd 6 @ Brands Hatch GP

BMCRC Thunderbike Sport - B&C

RACE 7 - SECTOR ANALYSIS



SECTOR 1 = FL to I1, SECTOR 2 = I1 to I2, SECTOR 3 = I2 to FL, DIFF = Difference To Personal Best Lap, P = Crossed Finish Line in Pit Lane, D = Time Disallowed

P1 74 B Daniel SINGLETON		Honda - Bambino Developments Racing					
IDEAL LAP TIME : 1:35.074		BEST LAP TIME : 1:35.468		DIFFERENCE : 0.394			
LAP	SECTOR 1	SECTOR 2	SECTOR 3	LAP TIME	MPH	DIFF	TIME OF DAY
1 -		43.285	22.935	1:43.512	84.62	8.044	14:07:33.274
2 -	30.658	43.038	22.537	1:36.233 (3)	91.02	0.765	14:09:09.507
3 -	30.495	42.884	23.006	1:36.385	90.88	0.917	14:10:45.892
4 -	29.955	42.582	22.931	1:35.468 (1)	91.75		14:12:21.360
5 -	30.406	43.021	22.698	1:36.125 (2)	91.12	0.657	14:13:57.485
6 -	30.081	43.798	23.788	1:37.667	89.69	2.199	14:15:35.152

P2 961 B Jack SIM		Yamaha - Platform Lift Engineers Ltd					
IDEAL LAP TIME : 1:37.857		BEST LAP TIME : 1:37.935		DIFFERENCE : 0.078			
LAP	SECTOR 1	SECTOR 2	SECTOR 3	LAP TIME	MPH	DIFF	TIME OF DAY
1 -		43.721	23.135	1:44.514	83.81	6.579	14:07:34.276
2 -	31.161	43.591	23.183	1:37.935 (1)	89.44		14:09:12.211
3 -	31.205	43.971	23.180	1:38.356	89.06	0.421	14:10:50.567
4 -	31.208	43.665	23.109	1:37.982 (2)	89.40	0.047	14:12:28.549
5 -	31.243	43.795	23.309	1:38.347	89.07	0.412	14:14:06.896
6 -	31.216	43.587	23.189	1:37.992 (3)	89.39	0.057	14:15:44.888

P3 121 B Roger MARSH		Honda -					
IDEAL LAP TIME : 1:37.664		BEST LAP TIME : 1:37.978		DIFFERENCE : 0.314			
LAP	SECTOR 1	SECTOR 2	SECTOR 3	LAP TIME	MPH	DIFF	TIME OF DAY
1 -		43.644	23.055	1:44.631	83.72	6.653	14:07:34.393
2 -	31.298	43.690	23.086	1:38.074 (3)	89.31	0.096	14:09:12.467
3 -	31.317	43.816	23.126	1:38.259	89.15	0.281	14:10:50.726
4 -	31.337	43.714	23.284	1:38.335	89.08	0.357	14:12:29.061
5 -	31.062	43.613	23.346	1:38.021 (2)	89.36	0.043	14:14:07.082
6 -	31.293	43.547	23.138	1:37.978 (1)	89.40		14:15:45.060

P4 47 C Thomas WATSON		Yamaha - Motorsportdays.com TEA Time Racing					
IDEAL LAP TIME : 1:36.882		BEST LAP TIME : 1:37.306		DIFFERENCE : 0.424			
LAP	SECTOR 1	SECTOR 2	SECTOR 3	LAP TIME	MPH	DIFF	TIME OF DAY
1 -		44.142	23.246	1:46.469	82.27	9.163	14:07:36.231
2 -	31.299	43.875	23.276	1:38.450	88.97	1.144	14:09:14.681
3 -	31.082	43.449	23.185	1:37.716 (3)	89.64	0.410	14:10:52.397
4 -	30.752	43.261	23.293	1:37.306 (1)	90.02		14:12:29.703
5 -	31.256	43.751	23.043	1:38.050	89.34	0.744	14:14:07.753
6 -	31.038	43.410	22.869	1:37.317 (2)	90.01	0.011	14:15:45.070

P5 54 C Adam JAMISON		Yamaha - AJ Racing					
IDEAL LAP TIME : 1:37.399		BEST LAP TIME : 1:37.429		DIFFERENCE : 0.030			
LAP	SECTOR 1	SECTOR 2	SECTOR 3	LAP TIME	MPH	DIFF	TIME OF DAY
1 -		43.709	23.452	1:45.979	82.65	8.550	14:07:35.741
2 -	31.168	43.560	23.315	1:38.043	89.34	0.614	14:09:13.784
3 -	31.077	43.525	23.339	1:37.941 (3)	89.43	0.512	14:10:51.725
4 -	30.886	43.496	23.188	1:37.570 (2)	89.78	0.141	14:12:29.295
5 -	31.457	44.113	23.470	1:39.040	88.44	1.611	14:14:08.335
6 -	30.806	43.405	23.218	1:37.429 (1)	89.91		14:15:45.764

P6 48 C Shaun WALLIS		Yamaha - Watling Tyres					
IDEAL LAP TIME : 1:40.323		BEST LAP TIME : 1:40.343		DIFFERENCE : 0.020			
LAP	SECTOR 1	SECTOR 2	SECTOR 3	LAP TIME	MPH	DIFF	TIME OF DAY
1 -		45.554	24.092	1:49.909	79.70	9.566	14:07:39.671
2 -	31.952	45.545	23.885	1:41.382	86.40	1.039	14:09:21.053
3 -	31.798	44.952	23.593	1:40.343 (1)	87.29		14:11:01.396
4 -	32.069	45.038	23.659	1:40.766 (3)	86.93	0.423	14:12:42.162
5 -	31.886	44.932	23.729	1:40.547 (2)	87.12	0.204	14:14:22.709

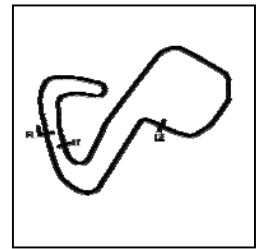
Weather / Track : Overcast / Dry

Brands Hatch GP
Circuit Length = 2.4332 miles
Start: 14:05 Flag 14:15 End: 14:16

BMCRC - MRO Championships 2019 - Rnd 6 @ Brands Hatch GP

BMCRC Thunderbike Sport - B&C

RACE 7 - SECTOR ANALYSIS



SECTOR 1 = FL to I1, SECTOR 2 = I1 to I2, SECTOR 3 = I2 to FL, DIFF = Difference To Personal Best Lap, P = Crossed Finish Line in Pit Lane, D = Time Disallowed
 6 - 32.250 45.110 23.684 1:41.044 86.69 0.701 14:16:03.753

P7	84 B	Ricardo BRANCO	Yamaha - IMP Racing				
IDEAL LAP TIME : 1:40.618		BEST LAP TIME : 1:40.689		DIFFERENCE : 0.071			

LAP	SECTOR 1	SECTOR 2	SECTOR 3	LAP TIME	MPH	DIFF	TIME OF DAY
1 -		45.419	23.830	1:49.910	79.69	9.221	14:07:39.672
2 -	32.958	45.349	23.655	1:41.962	85.91	1.273	14:09:21.634
3 -	32.574	44.905	23.681	1:41.160 (3)	86.59	0.471	14:11:02.794
4 -	32.196	45.351	24.076	1:41.623	86.19	0.934	14:12:44.417
5 -	32.161	44.976	23.552	1:40.689 (1)	86.99		14:14:25.106
6 -	32.217	45.191	23.589	1:40.997 (2)	86.73	0.308	14:16:06.103

P8	93 C	Jack WALLIS	Yamaha - Watling Tyres				
IDEAL LAP TIME : 1:40.424		BEST LAP TIME : 1:40.544		DIFFERENCE : 0.120			

LAP	SECTOR 1	SECTOR 2	SECTOR 3	LAP TIME	MPH	DIFF	TIME OF DAY
1 -		45.497	24.207	1:49.775	79.79	9.231	14:07:39.537
2 -	32.793	45.325	23.835	1:41.953	85.92	1.409	14:09:21.490
3 -	32.406	45.490	23.743	1:41.639	86.18	1.095	14:11:03.129
4 -	32.384	45.341	23.779	1:41.504 (3)	86.30	0.960	14:12:44.633
5 -	32.447	45.274	23.490	1:41.211 (2)	86.55	0.667	14:14:25.844
6 -	32.057	44.877	23.610	1:40.544 (1)	87.12		14:16:06.388

P9	73 B	Vincent LEWIN	Suzuki - VINITWINRACING.CO.UK				
IDEAL LAP TIME : 1:39.908		BEST LAP TIME : 1:39.924		DIFFERENCE : 0.016			

LAP	SECTOR 1	SECTOR 2	SECTOR 3	LAP TIME	MPH	DIFF	TIME OF DAY
1 -		46.327	24.206	1:51.791	78.35	11.867	14:07:41.553
2 -	32.117	46.094	23.750	1:41.961	85.91	2.037	14:09:23.514
3 -	31.793	44.489	23.642	1:39.924 (1)	87.66		14:11:03.438
4 -	32.259	45.371	23.826	1:41.456 (3)	86.34	1.532	14:12:44.894
5 -	32.714	45.460	23.643	1:41.817	86.03	1.893	14:14:26.711
6 -	31.810	44.473	24.037	1:40.320 (2)	87.31	0.396	14:16:07.031

P10	191 C	James SEATH	Kawasaki - Ovenden Earthmoving				
IDEAL LAP TIME : 1:40.942		BEST LAP TIME : 1:41.499		DIFFERENCE : 0.557			

LAP	SECTOR 1	SECTOR 2	SECTOR 3	LAP TIME	MPH	DIFF	TIME OF DAY
1 -		45.438	24.071	1:49.128	80.27	7.629	14:07:38.890
2 -	32.167	45.917	24.167	1:42.251	85.66	0.752	14:09:21.141
3 -	32.030	45.466	24.043	1:41.539 (2)	86.27	0.040	14:11:02.680
4 -	31.898	45.553	24.528	1:41.979 (3)	85.89	0.480	14:12:44.659
5 -	33.177	45.721	24.067	1:42.965	85.07	1.466	14:14:27.624
6 -	31.840	45.059	24.600	1:41.499 (1)	86.30		14:16:09.123

P11	72 C	Kevin MILLER	Honda - Mechanical Air Supplies Ltd				
IDEAL LAP TIME : 1:41.203		BEST LAP TIME : 1:41.299		DIFFERENCE : 0.096			

LAP	SECTOR 1	SECTOR 2	SECTOR 3	LAP TIME	MPH	DIFF	TIME OF DAY
1 -		46.575	24.134	1:52.389	77.94	11.090	14:07:42.151
2 -	32.569	46.390	24.223	1:43.182	84.89	1.883	14:09:25.333
3 -	33.112	46.111	23.872	1:43.095	84.96	1.796	14:11:08.428
4 -	32.789	45.674	23.934	1:42.397 (3)	85.54	1.098	14:12:50.825
5 -	32.426	45.440	23.520	1:41.386 (2)	86.40	0.087	14:14:32.211
6 -	32.256	45.536	23.507	1:41.299 (1)	86.47		14:16:13.510

P12	75 B	Stewart MAY	Honda - Tilehurst Glass				
IDEAL LAP TIME : 1:41.672		BEST LAP TIME : 1:42.315		DIFFERENCE : 0.643			

LAP	SECTOR 1	SECTOR 2	SECTOR 3	LAP TIME	MPH	DIFF	TIME OF DAY
1 -		45.570	23.929	1:50.609	79.19	8.294	14:07:40.371
2 -	32.782	47.159	23.700	1:43.641	84.52	1.326	14:09:24.012
3 -	33.180	45.508	23.841	1:42.529 (3)	85.43	0.214	14:11:06.541

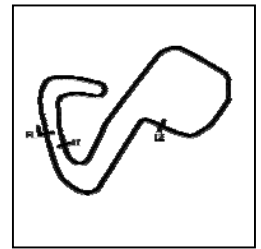
Weather / Track : Overcast / Dry

Brands Hatch GP
 Circuit Length = 2.4332 miles
 Start: 14:05 Flag 14:15 End: 14:16

BMCRC - MRO Championships 2019 - Rnd 6 @ Brands Hatch GP

BMCRC Thunderbike Sport - B&C

RACE 7 - SECTOR ANALYSIS



SECTOR 1 = FL to I1, SECTOR 2 = I1 to I2, SECTOR 3 = I2 to FL, DIFF = Difference To Personal Best Lap, P = Crossed Finish Line in Pit Lane, D = Time Disallowed

4 -	32.525	46.049	23.903	1:42.477 (2)	85.48	0.162	14:12:49.018
5 -	32.464	45.944	23.907	1:42.315 (1)	85.61		14:14:31.333
6 -	32.733	46.111	23.805	1:42.649	85.33	0.334	14:16:13.982

P13	19 C	Kevin LILLEY	SUZUKI - Trafalgar Cleaning Eqpt. / Vanson Leathers				
IDEAL LAP TIME : 1:41.574		BEST LAP TIME : 1:41.981		DIFFERENCE : 0.407			
LAP	SECTOR 1	SECTOR 2	SECTOR 3	LAP TIME	MPH	DIFF	TIME OF DAY
1 -		46.194	24.457	1:51.542	78.53	9.561	14:07:41.304
2 -	32.421	46.799	24.330	1:43.550	84.59	1.569	14:09:24.854
3 -	31.757	45.711	24.513	1:41.981 (1)	85.89		14:11:06.835
4 -	32.774	45.896	24.233	1:42.903	85.12	0.922	14:12:49.738
5 -	32.101	45.863	24.375	1:42.339 (2)	85.59	0.358	14:14:32.077
6 -	32.480	46.274	24.106	1:42.860 (3)	85.16	0.879	14:16:14.937

P14	76 B	Phillip RODGERS	Suzuki - pinbadgelab.co.uk				
IDEAL LAP TIME : 1:41.435		BEST LAP TIME : 1:41.687		DIFFERENCE : 0.252			
LAP	SECTOR 1	SECTOR 2	SECTOR 3	LAP TIME	MPH	DIFF	TIME OF DAY
1 -		46.706	24.628	1:53.037	77.49	11.350	14:07:42.799
2 -	32.651	45.863	24.506	1:43.020	85.03	1.333	14:09:25.819
3 -	32.271	46.614	24.500	1:43.385	84.73	1.698	14:11:09.204
4 -	32.172	45.754	24.407	1:42.333 (3)	85.60	0.646	14:12:51.537
5 -	32.203	45.373	24.111	1:41.687 (1)	86.14		14:14:33.224
6 -	31.951	45.935	24.349	1:42.235 (2)	85.68	0.548	14:16:15.459

P15	13 C	Wil GREEN	Suzuki - Faith Fueled Racing				
IDEAL LAP TIME : 1:42.711		BEST LAP TIME : 1:43.053		DIFFERENCE : 0.342			
LAP	SECTOR 1	SECTOR 2	SECTOR 3	LAP TIME	MPH	DIFF	TIME OF DAY
1 -		46.596	24.547	1:51.865	78.30	8.812	14:07:41.627
2 -	32.570	46.484	24.472	1:43.526	84.61	0.473	14:09:25.153
3 -	32.603	47.051	24.790	1:44.444	83.87	1.391	14:11:09.597
4 -	32.827	45.723	24.533	1:43.083 (2)	84.97	0.030	14:12:52.680
5 -	32.653	45.855	24.775	1:43.283 (3)	84.81	0.230	14:14:35.963
6 -	32.516	45.981	24.556	1:43.053 (1)	85.00		14:16:19.016

P16	56 B	Jamie INGHAM	Suzuki - Oadby motorcycle services				
IDEAL LAP TIME : 1:42.483		BEST LAP TIME : 1:42.861		DIFFERENCE : 0.378			
LAP	SECTOR 1	SECTOR 2	SECTOR 3	LAP TIME	MPH	DIFF	TIME OF DAY
1 -		46.418	24.674	1:53.315	77.30	10.454	14:07:43.077
2 -	32.692	45.677	24.594	1:42.963 (2)	85.07	0.102	14:09:26.040
3 -	32.708	46.220	24.723	1:43.651	84.51	0.790	14:11:09.691
4 -	32.294	45.807	24.760	1:42.861 (1)	85.16		14:12:52.552
5 -	33.076	45.905	24.512	1:43.493	84.64	0.632	14:14:36.045
6 -	32.577	45.989	24.545	1:43.111 (3)	84.95	0.250	14:16:19.156

P17	156 B	Michael STONE	Suzuki -				
IDEAL LAP TIME : 1:42.086		BEST LAP TIME : 1:42.086		DIFFERENCE : 0.000			
LAP	SECTOR 1	SECTOR 2	SECTOR 3	LAP TIME	MPH	DIFF	TIME OF DAY
1 -		46.956	24.635	1:54.541	76.47	12.455	14:07:44.303
2 -	32.525	46.513	24.670	1:43.708	84.46	1.622	14:09:28.011
3 -	32.146	46.033	24.720	1:42.899 (2)	85.13	0.813	14:11:10.910
4 -	32.115	45.681	24.290	1:42.086 (1)	85.80		14:12:52.996
5 -	32.913	45.790	24.576	1:43.279	84.81	1.193	14:14:36.275
6 -	32.432	46.117	24.393	1:42.942 (3)	85.09	0.856	14:16:19.217

P18	146 C	Simon GATES	Suzuki - Team Kawafati				
IDEAL LAP TIME : 1:42.417		BEST LAP TIME : 1:42.674		DIFFERENCE : 0.257			
LAP	SECTOR 1	SECTOR 2	SECTOR 3	LAP TIME	MPH	DIFF	TIME OF DAY
1 -		46.684	24.751	1:54.152	76.73	11.478	14:07:43.914

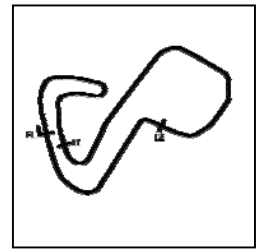
Weather / Track : Overcast / Dry

Brands Hatch GP
Circuit Length = 2.4332 miles
Start: 14:05 Flag 14:15 End: 14:16

BMCRC - MRO Championships 2019 - Rnd 6 @ Brands Hatch GP

BMCRC Thunderbike Sport - B&C

RACE 7 - SECTOR ANALYSIS



SECTOR 1 = FL to I1, SECTOR 2 = I1 to I2, SECTOR 3 = I2 to FL, DIFF = Difference To Personal Best Lap, P = Crossed Finish Line in Pit Lane, D = Time Disallowed

2 -	32.498	45.999	24.948	1:43.445	84.68	0.771	14:09:27.359
3 -	32.517	46.189	24.655	1:43.361 (3)	84.74	0.687	14:11:10.720
4 -	32.263	46.529	24.678	1:43.470	84.66	0.796	14:12:54.190
5 -	32.327	45.934	24.413	1:42.674 (1)	85.31		14:14:36.864
6 -	32.193	46.284	24.290	1:42.767 (2)	85.23	0.093	14:16:19.631

P19 50 C	Paul ROBSON	Yamaha - RBProperty services & Environment Lighting					
IDEAL LAP TIME : 1:41.999	BEST LAP TIME : 1:41.999	DIFFERENCE : 0.000					

LAP	SECTOR 1	SECTOR 2	SECTOR 3	LAP TIME	MPH	DIFF	TIME OF DAY
1 -		47.609	24.782	1:56.258	75.34	14.259	14:07:46.020
2 -	33.872	46.425	24.338	1:44.635	83.71	2.636	14:09:30.655
3 -	33.253	46.313	24.511	1:44.077	84.16	2.078	14:11:14.732
4 -	33.134	46.046	24.136	1:43.316 (2)	84.78	1.317	14:12:58.048
5 -	32.545	45.575	23.879	1:41.999 (1)	85.88		14:14:40.047
6 -	32.790	45.863	24.801	1:43.454 (3)	84.67	1.455	14:16:23.501

P20 46 B	Jeff MORRIS	Suzuki -					
IDEAL LAP TIME : 1:43.515	BEST LAP TIME : 1:43.736	DIFFERENCE : 0.221					

LAP	SECTOR 1	SECTOR 2	SECTOR 3	LAP TIME	MPH	DIFF	TIME OF DAY
1 -		46.898	24.558	1:54.227	76.68	10.491	14:07:43.989
2 -	32.734	46.454	24.773	1:43.961 (3)	84.26	0.225	14:09:27.950
3 -	32.613	46.381	24.742	1:43.736 (1)	84.44		14:11:11.686
4 -	32.576	46.634	24.704	1:43.914 (2)	84.29	0.178	14:12:55.600
5 -	32.744	46.381	24.851	1:43.976	84.24	0.240	14:14:39.576
6 -	32.878	46.564	24.787	1:44.229	84.04	0.493	14:16:23.805

P21 51 C	Paul BEESLEY	Yamaha - My Mrs					
IDEAL LAP TIME : 1:44.015	BEST LAP TIME : 1:44.703	DIFFERENCE : 0.688					

LAP	SECTOR 1	SECTOR 2	SECTOR 3	LAP TIME	MPH	DIFF	TIME OF DAY
1 -		48.235	24.391	1:56.285	75.33	11.582	14:07:46.047
2 -	34.121	46.936	24.751	1:45.808	82.78	1.105	14:09:31.855
3 -	33.327	46.683	24.693	1:44.703 (1)	83.66		14:11:16.558
4 -	33.322	47.295	24.833	1:45.450 (3)	83.07	0.747	14:13:02.008
5 -	33.132	47.598	24.794	1:45.524	83.01	0.821	14:14:47.532
6 -	33.775	46.729	24.200	1:44.704 (2)	83.66	0.001	14:16:32.236

P22 85 B	Andrew KITE	Ducati - Red Rebel Racing					
IDEAL LAP TIME : 1:42.759	BEST LAP TIME : 1:43.218	DIFFERENCE : 0.459					

LAP	SECTOR 1	SECTOR 2	SECTOR 3	LAP TIME	MPH	DIFF	TIME OF DAY
1 -		48.399	24.739	1:56.853	74.96	13.635	14:07:46.615
2 -	33.858	47.380	25.150	1:46.388	82.33	3.170	14:09:33.003
3 -	35.006	47.363	24.955	1:47.324	81.62	4.106	14:11:20.327
4 -	33.953	46.782	25.011	1:45.746 (3)	82.83	2.528	14:13:06.073
5 -	33.603	46.597	24.239	1:44.439 (2)	83.87	1.221	14:14:50.512
6 -	32.887	45.633	24.698	1:43.218 (1)	84.86		14:16:33.730

P23 66 B	Mark SMITH	Yamaha - MHP EXHAUST S					
IDEAL LAP TIME : 1:44.506	BEST LAP TIME : 1:44.621	DIFFERENCE : 0.115					

LAP	SECTOR 1	SECTOR 2	SECTOR 3	LAP TIME	MPH	DIFF	TIME OF DAY
1 -		47.881	24.720	1:55.922	75.56	11.301	14:07:45.684
2 -	32.974	47.007	24.640	1:44.621 (1)	83.72		14:09:30.305
3 -	33.730	47.107	24.745	1:45.582 (3)	82.96	0.961	14:11:15.887
4 -	33.555	47.264	25.101	1:45.920	82.70	1.299	14:13:01.807
5 -	32.859	47.737	24.950	1:45.546 (2)	82.99	0.925	14:14:47.353
6 -	33.816	47.930	24.733	1:46.479	82.26	1.858	14:16:33.832

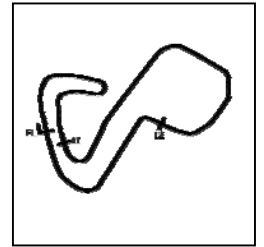
Weather / Track : Overcast / Dry

Brands Hatch GP
Circuit Length = 2.4332 miles
Start: 14:05 Flag 14:15 End: 14:16

BMCRC - MRO Championships 2019 - Rnd 6 @ Brands Hatch GP

BMCRC Thunderbike Sport - B&C

RACE 7 - SECTOR ANALYSIS



SECTOR 1 = FL to I1, SECTOR 2 = I1 to I2, SECTOR 3 = I2 to FL, DIFF = Difference To Personal Best Lap, P = Crossed Finish Line in Pit Lane, D = Time Disallowed

P24 117 C		Jordan HARRIS		Suzuki - Steve Jordan Motorcycles			
IDEAL LAP TIME : 1:45.015		BEST LAP TIME : 1:45.165		DIFFERENCE : 0.150			
LAP	SECTOR 1	SECTOR 2	SECTOR 3	LAP TIME	MPH	DIFF	TIME OF DAY
1 -		47.798	24.950	1:55.948	75.54	10.783	14:07:45.710
2 -	34.376	47.545	25.400	1:47.321	81.62	2.156	14:09:33.031
3 -	34.857	47.318	24.668	1:46.843	81.98	1.678	14:11:19.874
4 -	33.921	47.221	24.948	1:46.090 (2)	82.56	0.925	14:13:05.964
5 -	34.478	47.083	24.567	1:46.128 (3)	82.54	0.963	14:14:52.092
6 -	33.949	46.527	24.689	1:45.165 (1)	83.29		14:16:37.257

P25 80 B		Leon STEWART		Suzuki -			
IDEAL LAP TIME : 1:44.959		BEST LAP TIME : 1:45.089		DIFFERENCE : 0.130			
LAP	SECTOR 1	SECTOR 2	SECTOR 3	LAP TIME	MPH	DIFF	TIME OF DAY
1 -		47.961	25.045	1:57.494	74.55	12.405	14:07:47.256
2 -	33.740	47.260	25.358	1:46.358	82.36	1.269	14:09:33.614
3 -	34.454	47.816	25.018	1:47.288	81.64	2.199	14:11:20.902
4 -	33.583	47.319	25.158	1:46.060 (3)	82.59	0.971	14:13:06.962
5 -	33.865	46.954	25.036	1:45.855 (2)	82.75	0.766	14:14:52.817
6 -	33.713	46.700	24.676	1:45.089 (1)	83.35		14:16:37.906

P26 52 C		Gary JARMAN		Kawasaki - G & S Motorcycle tyres			
IDEAL LAP TIME : 1:44.202		BEST LAP TIME : 1:44.594		DIFFERENCE : 0.392			
LAP	SECTOR 1	SECTOR 2	SECTOR 3	LAP TIME	MPH	DIFF	TIME OF DAY
1 -		48.813	25.393	1:59.776	73.13	15.182	14:07:49.538
2 -	33.157	49.843	25.331	1:48.331	80.86	3.737	14:09:37.869
3 -	33.758	46.851	24.886	1:45.495	83.03	0.901	14:11:23.364
4 -	33.035	47.209	25.013	1:45.257 (2)	83.22	0.663	14:13:08.621
5 -	32.766	47.020	24.808	1:44.594 (1)	83.75		14:14:53.215
6 -	33.314	47.372	24.585	1:45.271 (3)	83.21	0.677	14:16:38.486

P27 22 B		Matthew MAY		Honda - Tliehurst Glass Racing			
IDEAL LAP TIME : 1:46.039		BEST LAP TIME : 1:46.223		DIFFERENCE : 0.184			
LAP	SECTOR 1	SECTOR 2	SECTOR 3	LAP TIME	MPH	DIFF	TIME OF DAY
1 -		47.965	25.370	1:58.198	74.11	11.975	14:07:47.960
2 -	34.498	49.019	25.729	1:49.246	80.18	3.023	14:09:37.206
3 -	34.784	48.237	25.527	1:48.548	80.70	2.325	14:11:25.754
4 -	35.434	47.943	25.004	1:48.381 (3)	80.82	2.158	14:13:14.135
5 -	34.082	47.575	25.347	1:47.004 (2)	81.86	0.781	14:15:01.139
6 -	34.015	47.020	25.188	1:46.223 (1)	82.46		14:16:47.362

P28 747 C		Allan CLARK		Kawasaki - A Clark & Sons Builders			
IDEAL LAP TIME : 1:46.472		BEST LAP TIME : 1:46.830		DIFFERENCE : 0.358			
LAP	SECTOR 1	SECTOR 2	SECTOR 3	LAP TIME	MPH	DIFF	TIME OF DAY
1 -		49.430	25.202	1:59.322	73.41	12.492	14:07:49.084
2 -	34.091	48.941	25.554	1:48.586	80.67	1.756	14:09:37.670
3 -	34.685	48.580	25.204	1:48.469	80.75	1.639	14:11:26.139
4 -	34.690	48.013	24.972	1:47.675 (3)	81.35	0.845	14:13:13.814
5 -	33.487	48.099	25.244	1:46.830 (1)	81.99		14:15:00.644
6 -	33.508	48.533	25.084	1:47.125 (2)	81.77	0.295	14:16:47.769

P29 143 C		Robert DAVIE		Suzuki -			
IDEAL LAP TIME : 1:54.657		BEST LAP TIME : 1:54.981		DIFFERENCE : 0.324			
LAP	SECTOR 1	SECTOR 2	SECTOR 3	LAP TIME	MPH	DIFF	TIME OF DAY
1 -		51.689	26.820	2:05.998	69.52	11.017	14:07:55.760
2 -	36.677	51.541	26.763	1:54.981 (1)	76.18		14:09:50.741
3 -	37.281	51.383	26.869	1:55.533 (3)	75.82	0.552	14:11:46.274
4 -	37.553	51.782	26.716	1:56.051	75.48	1.070	14:13:42.325
5 -	37.062	51.512	26.597	1:55.171 (2)	76.05	0.190	14:15:37.496

Weather / Track : Overcast / Dry

Brands Hatch GP

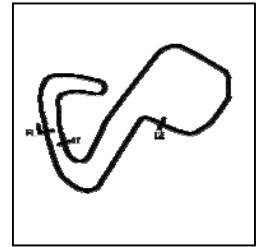
Circuit Length = 2.4332 miles

Start: 14:05 Flag 14:15 End: 14:16

BMCRC - MRO Championships 2019 - Rnd 6 @ Brands Hatch GP

BMCRC Thunderbike Sport - B&C

RACE 7 - SECTOR ANALYSIS



SECTOR 1 = FL to I1, SECTOR 2 = I1 to I2, SECTOR 3 = I2 to FL, DIFF = Difference To Personal Best Lap, P = Crossed Finish Line in Pit Lane, D = Time Disallowed

P30 144 B		Nick CRONIN		Suzuki - Kite Motorcycles			
IDEAL LAP TIME : 1:55.988		BEST LAP TIME : 1:56.322		DIFFERENCE : 0.334			
LAP	SECTOR 1	SECTOR 2	SECTOR 3	LAP TIME	MPH	DIFF	TIME OF DAY
1 -		52.440	26.868	2:07.299	68.81	10.977	14:07:57.061
2 -	36.819	52.562	26.944	1:56.325 (2)	75.30	0.003	14:09:53.386
3 -	37.019	52.347	26.956	1:56.322 (1)	75.30		14:11:49.708
4 -	37.475	52.961	26.822	1:57.258	74.70	0.936	14:13:46.966
5 -	37.008	52.651	26.989	1:56.648 (3)	75.09	0.326	14:15:43.614

BMCRC - MRO Championships 2019 - Rnd 6 @ Brands Hatch GP

BMCRC Thunderbike Sport - B&C

RACE 7 - BEST SECTORS

SECTOR 1			SECTOR 2			SECTOR 3			IDEAL / BEST COMPARISON						
POS	NO	NAME	TIME	NO	NAME	TIME	NO	NAME	TIME	POS	NO	NAME	IDEAL	BEST	DIFF
												PERFECT LAP	1:35.074		
1	74	SINGLETON	29.955	74	SINGLETON	42.582	74	SINGLETON	22.537	1	74	SINGLETON	1:35.074	1:35.468	0.394
2	47	WATSON	30.752	47	WATSON	43.261	47	WATSON	22.869	2	47	WATSON	1:36.882	1:37.306	0.424
3	54	JAMISON	30.806	54	JAMISON	43.405	121	MARSH	23.055	3	54	JAMISON	1:37.399	1:37.429	0.030
4	121	MARSH	31.062	121	MARSH	43.547	961	SIM	23.109	4	121	MARSH	1:37.664	1:37.978	0.314
5	961	SIM	31.161	961	SIM	43.587	54	JAMISON	23.188	5	961	SIM	1:37.857	1:37.935	0.078
6	19	LILLEY	31.757	73	LEWIN	44.473	93	WALLIS	23.490	6	73	LEWIN	1:39.908	1:39.924	0.016
7	73	LEWIN	31.793	93	WALLIS	44.877	72	MILLER	23.507	7	48	WALLIS	1:40.323	1:40.343	0.020
8	48	WALLIS	31.798	84	BRANCO	44.905	84	BRANCO	23.552	8	93	WALLIS	1:40.424	1:40.544	0.120
9	191	SEATH	31.840	48	WALLIS	44.932	48	WALLIS	23.593	9	84	BRANCO	1:40.618	1:40.689	0.071
10	76	RODGERS	31.951	191	SEATH	45.059	73	LEWIN	23.642	10	191	SEATH	1:40.942	1:41.499	0.557
11	93	WALLIS	32.057	76	RODGERS	45.373	75	MAY	23.700	11	72	MILLER	1:41.203	1:41.299	0.096
12	156	STONE	32.115	72	MILLER	45.440	50	ROBSON	23.879	12	76	RODGERS	1:41.435	1:41.687	0.252
13	84	BRANCO	32.161	75	MAY	45.508	191	SEATH	24.043	13	19	LILLEY	1:41.574	1:41.981	0.407
14	146	GATES	32.193	50	ROBSON	45.575	19	LILLEY	24.106	14	75	MAY	1:41.672	1:42.315	0.643
15	72	MILLER	32.256	85	KITE	45.633	76	RODGERS	24.111	15	50	ROBSON	1:41.999	1:41.999	0.000
16	56	INGHAM	32.294	56	INGHAM	45.677	51	BEESLEY	24.200	16	156	STONE	1:42.086	1:42.086	0.000
17	75	MAY	32.464	156	STONE	45.681	85	KITE	24.239	17	146	GATES	1:42.417	1:42.674	0.257
18	13	GREEN	32.516	19	LILLEY	45.711	156	STONE	24.290	18	56	INGHAM	1:42.483	1:42.861	0.378
19	50	ROBSON	32.545	13	GREEN	45.723	146	GATES	24.290	19	13	GREEN	1:42.711	1:43.053	0.342
20	46	MORRIS	32.576	146	GATES	45.934	13	GREEN	24.472	20	85	KITE	1:42.759	1:43.218	0.459
21	52	JARMAN	32.766	46	MORRIS	46.381	56	INGHAM	24.512	21	46	MORRIS	1:43.515	1:43.736	0.221
22	66	SMITH	32.859	117	HARRIS	46.527	46	MORRIS	24.558	22	51	BEESLEY	1:44.015	1:44.703	0.688
23	85	KITE	32.887	51	BEESLEY	46.683	117	HARRIS	24.567	23	52	JARMAN	1:44.202	1:44.594	0.392
24	51	BEESLEY	33.132	80	STEWART	46.700	52	JARMAN	24.585	24	66	SMITH	1:44.506	1:44.621	0.115
25	747	CLARK	33.487	52	JARMAN	46.851	66	SMITH	24.640	25	80	STEWART	1:44.959	1:45.089	0.130
26	80	STEWART	33.583	66	SMITH	47.007	80	STEWART	24.676	26	117	HARRIS	1:45.015	1:45.165	0.150
27	117	HARRIS	33.921	22	MAY	47.020	747	CLARK	24.972	27	22	MAY	1:46.039	1:46.223	0.184
28	22	MAY	34.015	747	CLARK	48.013	22	MAY	25.004	28	747	CLARK	1:46.472	1:46.830	0.358
29	143	DAVIE	36.677	143	DAVIE	51.383	143	DAVIE	26.597	29	143	DAVIE	1:54.657	1:54.981	0.324
30	144	CRONIN	36.819	144	CRONIN	52.347	144	CRONIN	26.822	30	144	CRONIN	1:55.988	1:56.322	0.334

31

Weather / Track : Overcast / Dry

Results can be found at www.tsl-timing.com

Brands Hatch GP

Circuit Length = 2.4332 miles

Start: 14:05 Flag 14:15 End: 14:16

Printed - 14:19 Saturday, 13 July 2019

BMCRC - MRO Championships 2019 - Rnd 6 @ Brands Hatch GP

BMCRC Thunderbike Sport - A&C

RACE 13 - GRID (6 Laps)

ROW 13	1		1		37	196 Emma PETERSON (R)
ROW 12	36	851 George PRINOS (R)	35	150 Anthony HEVER	34	90 Edward WATSON
ROW 11		2:08.499	33	70 Vanessa GILLAM (R)	32	113 Mark LAWRENCE
					31	187 David TREVEIL (R)
ROW 10	30	1:55.293 77 Joe WHITE (R)	29	1:55.095 143 Robert DAVIE	28	1:53.819 101 Glen TRIPP (R)
ROW 9		1:53.814	27	16 Geoff LANSDELL	26	1:52.947 10 Bradley ROBINSON
					25	33 Peter PARAPANOS (R)
ROW 8	24	1:51.176 624 Matthew FEDRICK (R)	23	1:51.129 40 Simon WILKINSON (R)	22	1:50.961 45 Tom STEVENS
ROW 7		1:50.781	21	747 Allan CLARK	20	1:50.616 53 Tim BANWELL (R)
					19	1:49.762 37 Ricky WOODS
ROW 6	18	1:49.187 52 Gary JARMAN	17	1:48.312 171 Colin CLUNE	16	1:47.731 117 Jordan HARRIS
ROW 5		1:46.901	15	12 Grant WALDER	14	1:46.603 50 Paul ROBSON
					13	1:46.463 104 Alex ROBINSON (R)
ROW 4	12	1:45.862 17 Tommy DOWNES (R)	11	1:45.243 51 Paul BEESLEY	10	1:44.505 146 Simon GATES
ROW 3		1:43.681	9	191 James SEATH	8	1:43.588 72 Kevin MILLER
					7	1:43.366 13 Wil GREEN
ROW 2	6	1:43.119 93 Jack WALLIS	5	1:42.863 34 Dan THOMAS (R)	4	1:42.350 19 Kevin LILLEY
ROW 1		1:41.319	3	48 Shaun WALLIS	2	1:39.249 54 Adam JAMISON
					1	1:38.314 47 Thomas WATSON
Pole						

Brands Hatch GP
Circuit Length = 2.4332 miles

These results are provisional until the conclusion of any judicial and technical matters.

Clerk Of Course :	Timekeeper :
-------------------	--------------

Results can be found at www.tsl-timing.com

Printed - 14:22 Saturday, 13 July 2019



BMCRC - MRO Championships 2019 - Rnd 6 @ Brands Hatch GP



BMCRC Thunderbike Sport - A&C

RACE 13 - CLASSIFICATION

POS	NO	CL	PIC NAME	ENTRY	LAPS	TIME	GAP	DIFF	MPH	BEST	ON
1	54	C	1 Adam JAMISON	Yamaha - AJ Racing	6	10:04.352			86.96	1:38.971	4
2	47	C	2 Thomas WATSON	Yamaha - Motorsportdays.com TEA Time Racing	6	10:04.732	0.380	0.380	86.91	1:37.876	5
3	48	C	3 Shaun WALLIS	Yamaha - Watling Tyres	6	10:08.185	3.833	3.453	86.41	1:39.389	5
4	191	C	4 James SEATH	Kawasaki - Ovenden Earthmoving	6	10:08.662	4.310	0.477	86.35	1:39.289	2
5	93	C	5 Jack WALLIS	Yamaha - Watling Tyres	6	10:16.872	12.520	8.210	85.20	1:40.526	3
6	17	A	1 Tommy DOWNES (R)	Suzuki - Ray Gnarley/ MoreMoto	6	10:25.530	21.178	8.658	84.02	1:42.430	5
7	13	C	6 Wil GREEN	Suzuki - Faith Fueled Racing	6	10:27.766	23.414	2.236	83.72	1:42.919	3
8	51	C	7 Paul BEESLEY	Yamaha - My Mrs	6	10:29.992	25.640	2.226	83.42	1:43.059	3
9	50	C	8 Paul ROBSON	Yamaha - RBProperty services & Environment Light	6	10:30.369	26.017	0.377	83.37	1:42.979	2
10	104	A	2 Alex ROBINSON (R)	Honda - Boa	6	10:30.898	26.546	0.529	83.30	1:42.836	3
11	146	C	9 Simon GATES	Suzuki - Team Kawafati	6	10:31.974	27.622	1.076	83.16	1:43.324	3
12	117	C	10 Jordan HARRIS	Suzuki - Steve Jordan Motorcycles	6	10:38.672	34.320	6.698	82.29	1:43.839	6
13	45	A	3 Tom STEVENS	Suzuki -	6	10:47.442	43.090	8.770	81.17	1:45.597	6
14	37	A	4 Ricky WOODS	Suzuki - T & S Vehicle Repairs	6	10:51.832	47.480	4.390	80.63	1:46.162	2
15	171	A	5 Colin CLUNE	Suzuki -	6	10:52.278	47.926	0.446	80.57	1:46.386	2
16	624	A	6 Matthew FEDRICK (R)	Yamaha - Matthew Fedrick farriers ltd	6	10:52.498	48.146	0.220	80.55	1:46.304	6
17	52	C	11 Gary JARMAN	Kawasaki - G & S Motorcycle tyres	6	10:53.219	48.867	0.721	80.46	1:46.500	6
18	53	A	7 Tim BANWELL (R)	Yamaha -	6	11:06.881	1:02.529	13.662	78.81	1:48.379	3
19	747	C	12 Allan CLARK	Kawasaki - A Clark & Sons Builders	6	11:13.013	1:08.661	6.132	78.09	1:48.694	5
20	187	A	8 David TREVEIL (R)	Yamaha -	6	11:20.480	1:16.128	7.467	77.23	1:50.285	6
21	101	A	9 Glen TRIPP (R)	Honda - yaki too racing	6	11:27.144	1:22.792	6.664	76.48	1:51.080	6
22	10	C	13 Bradley ROBINSON	Kawasaki -	6	11:31.599	1:27.247	4.455	75.99	1:51.105	2
23	143	C	14 Robert DAVIE	Suzuki -	6	11:38.204	1:33.852	6.605	75.27	1:53.590	3
24	113	A	10 Mark LAWRENCE	Honda - Sarky racing	6	11:39.970	1:35.618	1.766	75.08	1:52.557	5
25	196	A	11 Emma PETERSON (R)	Yamaha - Plus racing gear, Helmet city Chichester,	5	10:20.632	1 Lap	1 Lap	70.57	2:00.771	2

NOT CLASSIFIED

DNF	16	A	Geoff LANSDELL	Suzuki - EPG Domestic	0						
DQ	72*	C	Kevin MILLER	Honda - Mechanical Air Supplies Ltd	0						
DQ	33*	A	Peter PARAPANOS (R)	Honda -	0						

FASTEST LAP

47	C	Thomas WATSON	Yamaha - Motorsportdays.com TEA Time Racing	5	1:37.876	89.49 mph	144.03 kph
17	A	Tommy DOWNES (R)	Suzuki - Ray Gnarley/ MoreMoto	5	1:42.430	85.52 mph	137.63 kph

No. 33 & 72 – Disqualified from race result, failing post-race technical

Class C - 92.5% of Race Speed = 80.43 mph

Class A - 92.5% of Race Speed = 77.71 mph

Brands Hatch GP

Circuit Length = 2.4332 miles

Start: 17:04 Flag 17:14 End: 17:16

Weather / Track : Bright / Dry

These results are provisional until the conclusion of any judicial and technical matters.

Clerk Of Course :	Timekeeper :
-------------------	--------------

Results can be found at www.tsl-timing.com

Printed - 17:42 Saturday, 13 July 2019



BMCRC - MRO Championships 2019 - Rnd 6 @ Brands Hatch GP

BMCRC Thunderbike Sport - A&C

RACE 13 - LAP CHART

LAP 1 @ 17:06:26.348

NO	BEHIND	LAP TIME
54		1:47.211
48	0.034	1:47.245
93	1.821	1:49.032
191	2.036	1:49.247
13	3.324	1:50.535
47	3.603	1:50.814
17	4.390	1:51.601
104	4.893	1:52.104
146	5.639	1:52.850
51	5.694	1:52.905
50	6.335	1:53.546
117	7.790	1:55.001
37	9.698	1:56.909
171	10.090	1:57.301
52	10.680	1:57.891
45	10.910	1:58.121
624	11.815	1:59.026
53	13.929	2:01.140
10	14.675	2:01.886
101	16.463	2:03.674
747	16.985	2:04.196
143	17.821	2:05.032
187	18.666	2:05.877
113	21.690	2:08.901
196	25.561	2:12.772

LAP 2 @ 17:08:06.092

NO	BEHIND	LAP TIME
48		1:39.710
54	0.276	1:40.020
191	1.581	1:39.289
93	3.085	1:41.008
47	3.679	1:39.820
17	7.629	1:42.983
13	7.656	1:44.076
104	8.336	1:43.187
51	9.238	1:43.288
50	9.570	1:42.979
146	10.424	1:44.529
117	13.560	1:45.514
37	16.116	1:46.162
171	16.732	1:46.386
45	17.004	1:45.838
624	18.549	1:46.478
52	18.578	1:47.642
53	23.980	1:49.795
10	26.036	1:51.105
747	27.123	1:49.882
101	30.697	1:53.978
187	30.880	1:51.958
143	32.484	1:54.407
113	36.914	1:54.968
196	46.588	2:00.771

LAP 3 @ 17:09:45.972

NO	BEHIND	LAP TIME
54		1:39.604
48	1.004	1:40.884
191	1.461	1:39.760
47	2.332	1:38.533
93	3.731	1:40.526

17	10.363	1:42.614
13	10.695	1:42.919
104	11.292	1:42.836
51	12.417	1:43.059
50	12.777	1:43.087
146	13.868	1:43.324
117	18.662	1:44.982
45	23.523	1:46.399
37	24.006	1:47.770
171	24.240	1:47.388
624	25.156	1:46.487
52	26.145	1:47.447
53	32.479	1:48.379
747	39.010	1:51.767
10	39.446	1:53.290
187	42.496	1:51.496
101	43.919	1:53.102
143	46.194	1:53.590
113	52.794	1:55.760
196	1:09.370	2:02.662

LAP 4 @ 17:11:24.943

NO	BEHIND	LAP TIME
54		1:38.971
47	2.239	1:38.878
48	2.268	1:40.235
191	3.044	1:40.554
93	6.109	1:41.349
17	14.278	1:42.886
13	14.678	1:42.954
104	16.282	1:43.961
51	17.414	1:43.968
50	17.650	1:43.844
146	18.297	1:43.400
117	24.468	1:44.777
45	30.299	1:45.747
37	32.132	1:47.097
171	32.368	1:47.099
624	32.854	1:46.669
52	34.167	1:46.993
53	42.156	1:48.648
747	49.135	1:49.096
187	53.995	1:50.470
10	54.061	1:53.586
101	58.041	1:53.093
143	1:02.066	1:54.843
113	1:08.141	1:54.318
196	1:32.279	2:01.880

LAP 5 @ 17:13:04.391

NO	BEHIND	LAP TIME
54		1:39.448
47	0.667	1:37.876
48	2.209	1:39.389
191	3.326	1:39.730
93	8.897	1:42.236
17	17.260	1:42.430
13	18.460	1:43.230
104	21.159	1:44.325
51	21.628	1:43.662
50	21.891	1:43.689
146	22.427	1:43.578
117	29.579	1:44.559
45	36.591	1:45.740

LAP 6 @ 17:14:43.489

NO	BEHIND	LAP TIME
54		1:39.098
47	0.380	1:38.811
48	3.833	1:40.722
191	4.310	1:40.082
93	12.520	1:42.721
196	1 Lap	2:02.547
17	21.178	1:43.016
13	23.414	1:44.052
51	25.640	1:43.110
50	26.017	1:43.224
104	26.546	1:44.485
146	27.622	1:44.293
117	34.320	1:43.839
45	43.090	1:45.597
37	47.480	1:46.383
171	47.926	1:46.624
624	48.146	1:46.304
52	48.867	1:46.500
53	1:02.529	1:49.819
747	1:08.661	1:49.378
187	1:16.128	1:50.285
101	1:22.792	1:51.080
10	1:27.247	1:56.694
143	1:33.852	1:55.251
113	1:35.618	1:53.466

Weather / Track : Bright / Dry

Results can be found at www.tsl-timing.com

Brands Hatch GP

Circuit Length = 2.4332 miles

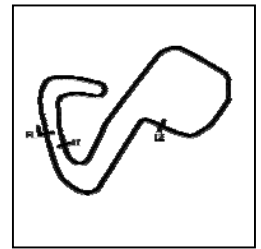
Start: 17:04 Flag 17:14 End: 17:16

Printed - 17:43 Saturday, 13 July 2019

BMCRC - MRO Championships 2019 - Rnd 6 @ Brands Hatch GP

BMCRC Thunderbike Sport - A&C

RACE 13 - SECTOR ANALYSIS



SECTOR 1 = FL to I1, SECTOR 2 = I1 to I2, SECTOR 3 = I2 to FL, DIFF = Difference To Personal Best Lap, P = Crossed Finish Line in Pit Lane, D = Time Disallowed

P1 54 C Adam JAMISON		Yamaha - AJ Racing					
IDEAL LAP TIME : 1:38.688		BEST LAP TIME : 1:38.971		DIFFERENCE : 0.283			
LAP	SECTOR 1	SECTOR 2	SECTOR 3	LAP TIME	MPH	DIFF	TIME OF DAY
1 -		44.829	23.944	1:47.211	81.70	8.240	17:06:26.348
2 -	32.131	44.320	23.569	1:40.020	87.58	1.049	17:08:06.368
3 -	32.252	44.018	23.334	1:39.604	87.94	0.633	17:09:45.972
4 -	31.418	44.051	23.502	1:38.971 (1)	88.50		17:11:24.943
5 -	31.336	44.498	23.614	1:39.448 (3)	88.08	0.477	17:13:04.391
6 -	31.433	44.077	23.588	1:39.098 (2)	88.39	0.127	17:14:43.489

P2 47 C Thomas WATSON		Yamaha - Motorsportdays.com TEA Time Racing					
IDEAL LAP TIME : 1:37.774		BEST LAP TIME : 1:37.876		DIFFERENCE : 0.102			
LAP	SECTOR 1	SECTOR 2	SECTOR 3	LAP TIME	MPH	DIFF	TIME OF DAY
1 -		44.715	24.209	1:50.814	79.04	12.938	17:06:29.951
2 -	32.359	44.078	23.383	1:39.820	87.75	1.944	17:08:09.771
3 -	31.265	43.994	23.274	1:38.533 (2)	88.90	0.657	17:09:48.304
4 -	31.099	44.243	23.536	1:38.878	88.59	1.002	17:11:27.182
5 -	31.022	43.478	23.376	1:37.876 (1)	89.49		17:13:05.058
6 -	31.056	43.969	23.786	1:38.811 (3)	88.65	0.935	17:14:43.869

P3 48 C Shaun WALLIS		Yamaha - Watling Tyres					
IDEAL LAP TIME : 1:39.382		BEST LAP TIME : 1:39.389		DIFFERENCE : 0.007			
LAP	SECTOR 1	SECTOR 2	SECTOR 3	LAP TIME	MPH	DIFF	TIME OF DAY
1 -		45.124	23.598	1:47.245	81.68	7.856	17:06:26.382
2 -	31.791	44.419	23.500	1:39.710 (2)	87.85	0.321	17:08:06.092
3 -	32.795	44.512	23.577	1:40.884	86.83	1.495	17:09:46.976
4 -	31.949	44.438	23.848	1:40.235 (3)	87.39	0.846	17:11:27.211
5 -	31.628	44.254	23.507	1:39.389 (1)	88.13		17:13:06.600
6 -	32.224	44.704	23.794	1:40.722	86.97	1.333	17:14:47.322

P4 191 C James SEATH		Kawasaki - Ovenden Earthmoving					
IDEAL LAP TIME : 1:38.800		BEST LAP TIME : 1:39.289		DIFFERENCE : 0.489			
LAP	SECTOR 1	SECTOR 2	SECTOR 3	LAP TIME	MPH	DIFF	TIME OF DAY
1 -		45.541	23.722	1:49.247	80.18	9.958	17:06:28.384
2 -	31.674	44.038	23.577	1:39.289 (1)	88.22		17:08:07.673
3 -	31.581	44.750	23.429	1:39.760 (3)	87.80	0.471	17:09:47.433
4 -	31.766	44.944	23.844	1:40.554	87.11	1.265	17:11:27.987
5 -	31.412	44.566	23.752	1:39.730 (2)	87.83	0.441	17:13:07.717
6 -	31.514	45.218	23.350	1:40.082	87.52	0.793	17:14:47.799

P5 93 C Jack WALLIS		Yamaha - Watling Tyres					
IDEAL LAP TIME : 1:40.234		BEST LAP TIME : 1:40.526		DIFFERENCE : 0.292			
LAP	SECTOR 1	SECTOR 2	SECTOR 3	LAP TIME	MPH	DIFF	TIME OF DAY
1 -		45.305	24.080	1:49.032	80.34	8.506	17:06:28.169
2 -	32.330	44.953	23.725	1:41.008 (2)	86.72	0.482	17:08:09.177
3 -	32.331	44.624	23.571	1:40.526 (1)	87.14		17:09:49.703
4 -	32.039	45.365	23.945	1:41.349 (3)	86.43	0.823	17:11:31.052
5 -	32.586	45.518	24.132	1:42.236	85.68	1.710	17:13:13.288
6 -	32.587	45.837	24.297	1:42.721	85.27	2.195	17:14:56.009

P6 17 A Tommy DOWNES (R)		Suzuki - Ray Gnarley/ MoreMoto					
IDEAL LAP TIME : 1:42.330		BEST LAP TIME : 1:42.430		DIFFERENCE : 0.100			
LAP	SECTOR 1	SECTOR 2	SECTOR 3	LAP TIME	MPH	DIFF	TIME OF DAY
1 -		46.533	24.954	1:51.601	78.49	9.171	17:06:30.738
2 -	32.299	46.187	24.497	1:42.983	85.06	0.553	17:08:13.721
3 -	32.168	45.947	24.499	1:42.614 (2)	85.36	0.184	17:09:56.335
4 -	32.243	46.077	24.566	1:42.886 (3)	85.14	0.456	17:11:39.221
5 -	32.099	45.734	24.597	1:42.430 (1)	85.52		17:13:21.651

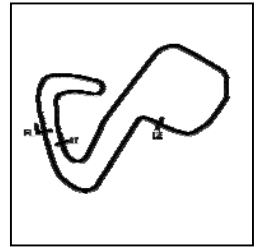
Weather / Track : Bright / Dry

Brands Hatch GP
Circuit Length = 2.4332 miles
Start: 17:04 Flag 17:14 End: 17:16

BMCRC - MRO Championships 2019 - Rnd 6 @ Brands Hatch GP

BMCRC Thunderbike Sport - A&C

RACE 13 - SECTOR ANALYSIS



SECTOR 1 = FL to I1, SECTOR 2 = I1 to I2, SECTOR 3 = I2 to FL, DIFF = Difference To Personal Best Lap, P = Crossed Finish Line in Pit Lane, D = Time Disallowed
 6 - 32.146 46.128 24.742 1:43.016 85.03 0.586 17:15:04.667

P7 13 C Wil GREEN			Suzuki - Faith Fueled Racing				
IDEAL LAP TIME : 1:42.719		BEST LAP TIME : 1:42.919		DIFFERENCE : 0.200			
LAP	SECTOR 1	SECTOR 2	SECTOR 3	LAP TIME	MPH	DIFF	TIME OF DAY
1 -		46.420	24.826	1:50.535	79.24	7.616	17:06:29.672
2 -	32.767	46.493	24.816	1:44.076	84.16	1.157	17:08:13.748
3 -	32.555	45.858	24.506	1:42.919 (1)	85.11		17:09:56.667
4 -	32.376	45.867	24.711	1:42.954 (2)	85.08	0.035	17:11:39.621
5 -	32.559	45.837	24.834	1:43.230 (3)	84.85	0.311	17:13:22.851
6 -	32.772	46.150	25.130	1:44.052	84.18	1.133	17:15:06.903

P8 51 C Paul BEESLEY			Yamaha - My Mrs				
IDEAL LAP TIME : 1:42.356		BEST LAP TIME : 1:43.059		DIFFERENCE : 0.703			
LAP	SECTOR 1	SECTOR 2	SECTOR 3	LAP TIME	MPH	DIFF	TIME OF DAY
1 -		46.875	24.300	1:52.905	77.58	9.846	17:06:32.042
2 -	32.499	46.547	24.242	1:43.288 (3)	84.80	0.229	17:08:15.330
3 -	32.851	46.079	24.129	1:43.059 (1)	84.99		17:09:58.389
4 -	33.232	46.285	24.451	1:43.968	84.25	0.909	17:11:42.357
5 -	33.095	46.090	24.477	1:43.662	84.50	0.603	17:13:26.019
6 -	32.964	45.728	24.418	1:43.110 (2)	84.95	0.051	17:15:09.129

P9 50 C Paul ROBSON			Yamaha - RBProperty services & Environment Lighting				
IDEAL LAP TIME : 1:42.597		BEST LAP TIME : 1:42.979		DIFFERENCE : 0.382			
LAP	SECTOR 1	SECTOR 2	SECTOR 3	LAP TIME	MPH	DIFF	TIME OF DAY
1 -		46.525	24.153	1:53.546	77.14	10.567	17:06:32.683
2 -	32.462	46.324	24.193	1:42.979 (1)	85.06		17:08:15.662
3 -	32.952	45.996	24.139	1:43.087 (2)	84.97	0.108	17:09:58.749
4 -	33.061	46.361	24.422	1:43.844	84.35	0.865	17:11:42.593
5 -	33.075	46.069	24.545	1:43.689	84.48	0.710	17:13:26.282
6 -	33.067	46.008	24.149	1:43.224 (3)	84.86	0.245	17:15:09.506

P10 104 A Alex ROBINSON (R)			Honda - Boa				
IDEAL LAP TIME : 1:42.793		BEST LAP TIME : 1:42.836		DIFFERENCE : 0.043			
LAP	SECTOR 1	SECTOR 2	SECTOR 3	LAP TIME	MPH	DIFF	TIME OF DAY
1 -		46.299	24.330	1:52.104	78.14	9.268	17:06:31.241
2 -	32.810	46.481	23.896	1:43.187 (2)	84.89	0.351	17:08:14.428
3 -	32.729	46.168	23.939	1:42.836 (1)	85.18		17:09:57.264
4 -	32.860	46.699	24.402	1:43.961 (3)	84.26	1.125	17:11:41.225
5 -	32.994	46.707	24.624	1:44.325	83.96	1.489	17:13:25.550
6 -	33.211	47.285	23.989	1:44.485	83.83	1.649	17:15:10.035

P11 146 C Simon GATES			Suzuki - Team Kawafati				
IDEAL LAP TIME : 1:43.087		BEST LAP TIME : 1:43.324		DIFFERENCE : 0.237			
LAP	SECTOR 1	SECTOR 2	SECTOR 3	LAP TIME	MPH	DIFF	TIME OF DAY
1 -		46.813	24.898	1:52.850	77.62	9.526	17:06:31.987
2 -	32.872	46.686	24.971	1:44.529	83.80	1.205	17:08:16.516
3 -	32.458	46.293	24.573	1:43.324 (1)	84.78		17:09:59.840
4 -	32.392	46.174	24.834	1:43.400 (2)	84.71	0.076	17:11:43.240
5 -	32.813	46.244	24.521	1:43.578 (3)	84.57	0.254	17:13:26.818
6 -	32.629	47.133	24.531	1:44.293	83.99	0.969	17:15:11.111

P12 117 C Jordan HARRIS			Suzuki - Steve Jordan Motorcycles				
IDEAL LAP TIME : 1:43.768		BEST LAP TIME : 1:43.839		DIFFERENCE : 0.071			
LAP	SECTOR 1	SECTOR 2	SECTOR 3	LAP TIME	MPH	DIFF	TIME OF DAY
1 -		47.318	25.053	1:55.001	76.17	11.162	17:06:34.138
2 -	33.880	46.981	24.653	1:45.514	83.02	1.675	17:08:19.652
3 -	33.763	46.706	24.513	1:44.982	83.44	1.143	17:10:04.634

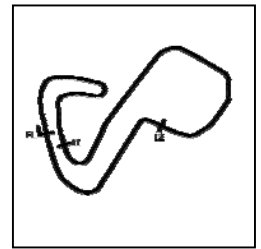
Weather / Track : Bright / Dry

Brands Hatch GP
 Circuit Length = 2.4332 miles
 Start: 17:04 Flag 17:14 End: 17:16

BMCRC - MRO Championships 2019 - Rnd 6 @ Brands Hatch GP

BMCRC Thunderbike Sport - A&C

RACE 13 - SECTOR ANALYSIS



SECTOR 1 = FL to I1, SECTOR 2 = I1 to I2, SECTOR 3 = I2 to FL, DIFF = Difference To Personal Best Lap, P = Crossed Finish Line in Pit Lane, D = Time Disallowed

4 -	33.663	46.582	24.532	1:44.777 (3)	83.60	0.938	17:11:49.411
5 -	33.289	46.510	24.760	1:44.559 (2)	83.77	0.720	17:13:33.970
6 -	33.360	46.114	24.365	1:43.839 (1)	84.35		17:15:17.809

P13 45 A Tom STEVENS		Susuki -					
IDEAL LAP TIME : 1:44.933		BEST LAP TIME : 1:45.597					
		DIFFERENCE : 0.664					
LAP	SECTOR 1	SECTOR 2	SECTOR 3	LAP TIME	MPH	DIFF	TIME OF DAY
1 -		48.797	25.375	1:58.121	74.15	12.524	17:06:37.258
2 -	33.709	47.358	24.771	1:45.838	82.76	0.241	17:08:23.096
3 -	33.299	47.712	25.388	1:46.399	82.33	0.802	17:10:09.495
4 -	33.358	47.462	24.927	1:45.747 (3)	82.83	0.150	17:11:55.242
5 -	33.070	47.399	25.271	1:45.740 (2)	82.84	0.143	17:13:40.982
6 -	32.908	47.254	25.435	1:45.597 (1)	82.95		17:15:26.579

P14 37 A Ricky WOODS		Suzuki - T & S Vehicle Repairs					
IDEAL LAP TIME : 1:45.425		BEST LAP TIME : 1:46.162					
		DIFFERENCE : 0.737					
LAP	SECTOR 1	SECTOR 2	SECTOR 3	LAP TIME	MPH	DIFF	TIME OF DAY
1 -		48.457	25.393	1:56.909	74.92	10.747	17:06:36.046
2 -	33.675	47.406	25.081	1:46.162 (1)	82.51		17:08:22.208
3 -	33.770	48.235	25.765	1:47.770	81.28	1.608	17:10:09.978
4 -	33.664	47.839	25.594	1:47.097 (3)	81.79	0.935	17:11:57.075
5 -	34.487	47.577	25.447	1:47.511	81.47	1.349	17:13:44.586
6 -	32.938	47.975	25.470	1:46.383 (2)	82.34	0.221	17:15:30.969

P15 171 A Colin CLUNE		Suzuki -					
IDEAL LAP TIME : 1:45.963		BEST LAP TIME : 1:46.386					
		DIFFERENCE : 0.423					
LAP	SECTOR 1	SECTOR 2	SECTOR 3	LAP TIME	MPH	DIFF	TIME OF DAY
1 -		48.137	25.537	1:57.301	74.67	10.915	17:06:36.438
2 -	33.783	47.217	25.386	1:46.386 (1)	82.34		17:08:22.824
3 -	34.120	47.610	25.658	1:47.388	81.57	1.002	17:10:10.212
4 -	33.968	47.479	25.652	1:47.099 (3)	81.79	0.713	17:11:57.311
5 -	33.847	47.970	25.663	1:47.480	81.50	1.094	17:13:44.791
6 -	33.365	47.212	26.047	1:46.624 (2)	82.15	0.238	17:15:31.415

P16 624 A Matthew FEDRICK (R)		Yamaha - Matthew Fedrick farriers ltd					
IDEAL LAP TIME : 1:45.607		BEST LAP TIME : 1:46.304					
		DIFFERENCE : 0.697					
LAP	SECTOR 1	SECTOR 2	SECTOR 3	LAP TIME	MPH	DIFF	TIME OF DAY
1 -		49.173	25.175	1:59.026	73.59	12.722	17:06:38.163
2 -	33.525	48.052	24.901	1:46.478 (2)	82.26	0.174	17:08:24.641
3 -	33.405	47.805	25.277	1:46.487 (3)	82.26	0.183	17:10:11.128
4 -	33.742	47.736	25.191	1:46.669	82.12	0.365	17:11:57.797
5 -	34.102	47.980	25.452	1:47.534	81.46	1.230	17:13:45.331
6 -	33.488	47.301	25.515	1:46.304 (1)	82.40		17:15:31.635

P17 52 C Gary JARMAN		Kawasaki - G & S Motorcycle tyres					
IDEAL LAP TIME : 1:46.281		BEST LAP TIME : 1:46.500					
		DIFFERENCE : 0.219					
LAP	SECTOR 1	SECTOR 2	SECTOR 3	LAP TIME	MPH	DIFF	TIME OF DAY
1 -		49.004	25.440	1:57.891	74.30	11.391	17:06:37.028
2 -	33.565	48.588	25.489	1:47.642	81.37	1.142	17:08:24.670
3 -	34.026	48.241	25.180	1:47.447	81.52	0.947	17:10:12.117
4 -	33.460	48.178	25.355	1:46.993 (3)	81.87	0.493	17:11:59.110
5 -	33.546	47.904	25.296	1:46.746 (2)	82.06	0.246	17:13:45.856
6 -	33.472	47.641	25.387	1:46.500 (1)	82.25		17:15:32.356

P18 53 A Tim BANWELL (R)		Yamaha -					
IDEAL LAP TIME : 1:47.760		BEST LAP TIME : 1:48.379					
		DIFFERENCE : 0.619					
LAP	SECTOR 1	SECTOR 2	SECTOR 3	LAP TIME	MPH	DIFF	TIME OF DAY
1 -		49.787	25.666	2:01.140	72.31	12.761	17:06:40.277

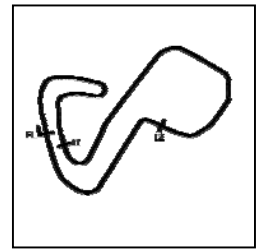
Weather / Track : Bright / Dry

Brands Hatch GP
Circuit Length = 2.4332 miles
Start: 17:04 Flag 17:14 End: 17:16

BMCRC - MRO Championships 2019 - Rnd 6 @ Brands Hatch GP

BMCRC Thunderbike Sport - A&C

RACE 13 - SECTOR ANALYSIS



SECTOR 1 = FL to I1, SECTOR 2 = I1 to I2, SECTOR 3 = I2 to FL, DIFF = Difference To Personal Best Lap, P = Crossed Finish Line in Pit Lane, D = Time Disallowed

2 -	35.268	49.107	25.420	1:49.795	79.78	1.416	17:08:30.072
3 -	34.066	48.858	25.455	1:48.379 (1)	80.82		17:10:18.451
4 -	34.785	48.274	25.589	1:48.648 (2)	80.62	0.269	17:12:07.099
5 -	34.375	48.892	25.833	1:49.100 (3)	80.29	0.721	17:13:56.199
6 -	35.147	49.153	25.519	1:49.819	79.76	1.440	17:15:46.018

P19 747 C	Allan CLARK	Kawasaki - A Clark & Sons Builders
IDEAL LAP TIME : 1:48.480	BEST LAP TIME : 1:48.694	DIFFERENCE : 0.214

LAP	SECTOR 1	SECTOR 2	SECTOR 3	LAP TIME	MPH	DIFF	TIME OF DAY
1 -		50.731	26.393	2:04.196	70.53	15.502	17:06:43.333
2 -	35.078	48.814	25.990	1:49.882	79.72	1.188	17:08:33.215
3 -	34.696	50.552	26.519	1:51.767	78.37	3.073	17:10:24.982
4 -	34.682	48.588	25.826	1:49.096 (2)	80.29	0.402	17:12:14.078
5 -	34.066	48.765	25.863	1:48.694 (1)	80.59		17:14:02.772
6 -	34.196	49.326	25.856	1:49.378 (3)	80.08	0.684	17:15:52.150

P20 187 A	David TREVEIL (R)	Yamaha -
IDEAL LAP TIME : 1:49.465	BEST LAP TIME : 1:50.285	DIFFERENCE : 0.820

LAP	SECTOR 1	SECTOR 2	SECTOR 3	LAP TIME	MPH	DIFF	TIME OF DAY
1 -		51.307	26.266	2:05.877	69.59	15.592	17:06:45.014
2 -	35.933	50.212	25.813	1:51.958	78.24	1.673	17:08:36.972
3 -	35.748	50.214	25.534	1:51.496	78.56	1.211	17:10:28.468
4 -	35.428	49.251	25.791	1:50.470 (3)	79.29	0.185	17:12:18.938
5 -	35.137	49.859	25.398	1:50.394 (2)	79.35	0.109	17:14:09.332
6 -	35.683	49.525	25.077	1:50.285 (1)	79.42		17:15:59.617

P21 101 A	Glen TRIPP (R)	Honda - yaki too racing
IDEAL LAP TIME : 1:51.080	BEST LAP TIME : 1:51.080	DIFFERENCE : 0.000

LAP	SECTOR 1	SECTOR 2	SECTOR 3	LAP TIME	MPH	DIFF	TIME OF DAY
1 -		50.830	26.224	2:03.674	70.82	12.594	17:06:42.811
2 -	36.934	50.577	26.467	1:53.978	76.85	2.898	17:08:36.789
3 -	36.677	50.317	26.108	1:53.102	77.45	2.022	17:10:29.891
4 -	36.460	50.485	26.148	1:53.093 (3)	77.45	2.013	17:12:22.984
5 -	36.080	50.348	25.789	1:52.217 (2)	78.06	1.137	17:14:15.201
6 -	35.741	49.698	25.641	1:51.080 (1)	78.86		17:16:06.281

P22 10 C	Bradley ROBINSON	Kawasaki -
IDEAL LAP TIME : 1:51.062	BEST LAP TIME : 1:51.105	DIFFERENCE : 0.043

LAP	SECTOR 1	SECTOR 2	SECTOR 3	LAP TIME	MPH	DIFF	TIME OF DAY
1 -		50.478	26.010	2:01.886	71.86	10.781	17:06:41.023
2 -	34.748	50.521	25.836	1:51.105 (1)	78.84		17:08:32.128
3 -	35.495	51.272	26.523	1:53.290 (2)	77.32	2.185	17:10:25.418
4 -	35.487	50.993	27.106	1:53.586 (3)	77.12	2.481	17:12:19.004
5 -	36.163	51.736	27.139	1:55.038	76.14	3.933	17:14:14.042
6 -	36.352	52.721	27.621	1:56.694	75.06	5.589	17:16:10.736

P23 143 C	Robert DAVIE	Suzuki -
IDEAL LAP TIME : 1:53.251	BEST LAP TIME : 1:53.590	DIFFERENCE : 0.339

LAP	SECTOR 1	SECTOR 2	SECTOR 3	LAP TIME	MPH	DIFF	TIME OF DAY
1 -		50.895	26.342	2:05.032	70.06	11.442	17:06:44.169
2 -	36.723	51.125	26.559	1:54.407 (2)	76.56	0.817	17:08:38.576
3 -	36.553	50.356	26.681	1:53.590 (1)	77.11		17:10:32.166
4 -	36.980	51.125	26.738	1:54.843 (3)	76.27	1.253	17:12:27.009
5 -	36.876	51.305	26.900	1:55.081	76.11	1.491	17:14:22.090
6 -	37.024	51.438	26.789	1:55.251	76.00	1.661	17:16:17.341

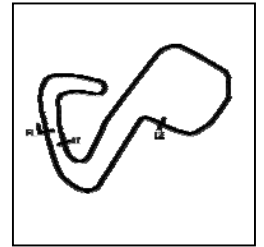
Weather / Track : Bright / Dry

Brands Hatch GP
Circuit Length = 2.4332 miles
Start: 17:04 Flag 17:14 End: 17:16

BMCRC - MRO Championships 2019 - Rnd 6 @ Brands Hatch GP

BMCRC Thunderbike Sport - A&C

RACE 13 - SECTOR ANALYSIS



SECTOR 1 = FL to I1, SECTOR 2 = I1 to I2, SECTOR 3 = I2 to FL, DIFF = Difference To Personal Best Lap, P = Crossed Finish Line in Pit Lane, D = Time Disallowed

P24 113 A		Mark LAWRENCE		Honda - Sarky racing			
IDEAL LAP TIME : 1:52.134		BEST LAP TIME : 1:52.557		DIFFERENCE : 0.423			
LAP	SECTOR 1	SECTOR 2	SECTOR 3	LAP TIME	MPH	DIFF	TIME OF DAY
1 -		52.788	27.518	2:08.901	67.95	16.344	17:06:48.038
2 -	36.635	51.456	26.877	1:54.968	76.19	2.411	17:08:43.006
3 -	36.999	51.299	27.462	1:55.760	75.67	3.203	17:10:38.766
4 -	36.248	51.294	26.776	1:54.318 (3)	76.62	1.761	17:12:33.084
5 -	35.478	50.384	26.695	1:52.557 (1)	77.82		17:14:25.641
6 -	35.766	49.961	27.739	1:53.466 (2)	77.20	0.909	17:16:19.107

P25 196 A		Emma PETERSON (R)		Yamaha - Plus racing gear, Helmet city Chichester, WG Tyres B			
IDEAL LAP TIME : 2:00.369		BEST LAP TIME : 2:00.771		DIFFERENCE : 0.402			
LAP	SECTOR 1	SECTOR 2	SECTOR 3	LAP TIME	MPH	DIFF	TIME OF DAY
1 -		53.137	28.634	2:12.772	65.97	12.001	17:06:51.909
2 -	39.276	53.539	27.956	2:00.771 (1)	72.53		17:08:52.680
3 -	39.850	54.327	28.485	2:02.662	71.41	1.891	17:10:55.342
4 -	39.721	53.886	28.273	2:01.880 (2)	71.87	1.109	17:12:57.222
5 -	39.673	53.764	29.110	2:02.547 (3)	71.48	1.776	17:14:59.769

BMCRC - MRO Championships 2019 - Rnd 6 @ Brands Hatch GP

BMCRC Thunderbike Sport - A&C

RACE 13 - BEST SECTORS

SECTOR 1			SECTOR 2			SECTOR 3			IDEAL / BEST COMPARISON						
POS	NO	NAME	TIME	NO	NAME	TIME	NO	NAME	TIME	POS	NO	NAME	IDEAL	BEST	DIFF
													PERFECT LAP	1:37.774	
1	47	WATSON	31.022	47	WATSON	43.478	47	WATSON	23.274	1	47	WATSON	1:37.774	1:37.876	0.102
2	54	JAMISON	31.336	54	JAMISON	44.018	54	JAMISON	23.334	2	54	JAMISON	1:38.688	1:38.971	0.283
3	191	SEATH	31.412	191	SEATH	44.038	191	SEATH	23.350	3	191	SEATH	1:38.800	1:39.289	0.489
4	48	WALLIS	31.628	48	WALLIS	44.254	48	WALLIS	23.500	4	48	WALLIS	1:39.382	1:39.389	0.007
5	93	WALLIS	32.039	93	WALLIS	44.624	93	WALLIS	23.571	5	93	WALLIS	1:40.234	1:40.526	0.292
6	17	DOWNES (R)	32.099	51	BEESELEY	45.728	104	ROBINSON (R)	23.896	6	17	DOWNES (R)	1:42.330	1:42.430	0.100
7	13	GREEN	32.376	17	DOWNES (R)	45.734	51	BEESELEY	24.129	7	51	BEESELEY	1:42.356	1:43.059	0.703
8	146	GATES	32.392	13	GREEN	45.837	50	ROBSON	24.139	8	50	ROBSON	1:42.597	1:42.979	0.382
9	50	ROBSON	32.462	50	ROBSON	45.996	117	HARRIS	24.365	9	13	GREEN	1:42.719	1:42.919	0.200
10	51	BEESELEY	32.499	117	HARRIS	46.114	17	DOWNES (R)	24.497	10	104	ROBINSON (R)	1:42.793	1:42.836	0.043
11	104	ROBINSON (R)	32.729	104	ROBINSON (R)	46.168	13	GREEN	24.506	11	146	GATES	1:43.087	1:43.324	0.237
12	45	STEVENS	32.908	146	GATES	46.174	146	GATES	24.521	12	117	HARRIS	1:43.768	1:43.839	0.071
13	37	WOODS	32.938	171	CLUNE	47.212	45	STEVENS	24.771	13	45	STEVENS	1:44.933	1:45.597	0.664
14	117	HARRIS	33.289	45	STEVENS	47.254	624	FEDRICK (R)	24.901	14	37	WOODS	1:45.425	1:46.162	0.737
15	171	CLUNE	33.365	624	FEDRICK (R)	47.301	187	TREVEIL (R)	25.077	15	624	FEDRICK (R)	1:45.607	1:46.304	0.697
16	624	FEDRICK (R)	33.405	37	WOODS	47.406	37	WOODS	25.081	16	171	CLUNE	1:45.963	1:46.386	0.423
17	52	JARMAN	33.460	52	JARMAN	47.641	52	JARMAN	25.180	17	52	JARMAN	1:46.281	1:46.500	0.219
18	53	BANWELL (R)	34.066	53	BANWELL (R)	48.274	171	CLUNE	25.386	18	53	BANWELL (R)	1:47.760	1:48.379	0.619
19	747	CLARK	34.066	747	CLARK	48.588	53	BANWELL (R)	25.420	19	747	CLARK	1:48.480	1:48.694	0.214
20	10	ROBINSON	34.748	187	TREVEIL (R)	49.251	101	TRIPP (R)	25.641	20	187	TREVEIL (R)	1:49.465	1:50.285	0.820
21	187	TREVEIL (R)	35.137	101	TRIPP (R)	49.698	747	CLARK	25.826	21	10	ROBINSON	1:51.062	1:51.105	0.043
22	113	LAWRENCE	35.478	113	LAWRENCE	49.961	10	ROBINSON	25.836	22	101	TRIPP (R)	1:51.080	1:51.080	0.000
23	101	TRIPP (R)	35.741	143	DAVIE	50.356	143	DAVIE	26.342	23	113	LAWRENCE	1:52.134	1:52.557	0.423
24	143	DAVIE	36.553	10	ROBINSON	50.478	113	LAWRENCE	26.695	24	143	DAVIE	1:53.251	1:53.590	0.339
25	196	PETERSON (R)	39.276	196	PETERSON (R)	53.137	196	PETERSON (R)	27.956	25	196	PETERSON (R)	2:00.369	2:00.771	0.402
26															
27															
28															

BMCRC - MRO Championships 2019 - Rnd 6 @ Brands Hatch GP

BMCRC Thunderbike Sport - A&B

RACE 2 - GRID (7 Laps)

ROW 13	1		1		37	33 Peter PARAPANOS (R)
ROW 12	36	150 Anthony HEVER	35	80 Leon STEWART	34	196 Emma PETERSON (R)
ROW 11		2:06.132		2:04.239		1:56.231
ROW 11	33	851 George PRINOS (R)	32	70 Vanessa GILLAM (R)	31	144 Nick CRONIN
ROW 10		1:54.761		1:53.326		1:52.274
ROW 10	30	77 Joe WHITE (R)	29	113 Mark LAWRENCE	28	16 Geoff LANSDELL
ROW 9		1:51.505		1:50.341		1:50.207
ROW 9	27	101 Glen TRIPP (R)	26	421 David ATKINS	25	20 Connor SWYER
ROW 8		1:50.088		1:47.999		1:47.553
ROW 8	24	187 David TREVEIL (R)	23	40 Simon WILKINSON (R)	22	22 Matthew MAY
ROW 7		1:47.158		1:47.108		1:46.778
ROW 7	21	53 Tim BANWELL (R)	20	624 Matthew FEDRICK (R)	19	37 Ricky WOODS
ROW 6		1:45.895		1:45.312		1:45.182
ROW 6	18	66 Mark SMITH	17	171 Colin CLUNE	16	45 Tom STEVENS
ROW 5		1:44.875		1:44.018		1:43.575
ROW 5	15	85 Andrew KITE	14	104 Alex ROBINSON (R)	13	17 Tommy DOWNES (R)
ROW 4		1:43.347		1:42.936		1:42.800
ROW 4	12	46 Jeff MORRIS	11	75 Stewart MAY	10	56 Jamie INGHAM
ROW 3		1:42.173		1:42.040		1:41.836
ROW 3	9	156 Michael STONE	8	76 Phillip RODGERS	7	34 Dan THOMAS (R)
ROW 2		1:41.259		1:40.303		1:39.903
ROW 2	6	9 Mark TAYLOR	5	84 Ricardo BRANCO	4	73 Vincent LEWIN
ROW 1		1:38.187		1:37.730		1:35.919
ROW 1	3	961 Jack SIM	2	121 Roger MARSH	1	74 Daniel SINGLETON
Pole						

Brands Hatch GP
Circuit Length = 2.4332 miles

These results are provisional until the conclusion of any judicial and technical matters.

Clerk Of Course :	Timekeeper :
-------------------	--------------

Results can be found at www.tsl-timing.com

Printed - 17:45 Saturday, 13 July 2019



BMCRC - MRO Championships 2019 - Rnd 6 @ Brands Hatch GP



BMCRC Thunderbike Sport - A&B

RACE 2 - CLASSIFICATION

POS	NO	CL	PIC NAME	ENTRY	LAPS	TIME	GAP	DIFF	MPH	BEST	ON
1	74	B	1 Daniel SINGLETON	Honda - Bambino Developments Racing	5	8:03.858			90.52	1:35.016	5
2	961	B	2 Jack SIM	Yamaha - Platform Lift Engineers Ltd	5	8:13.258	9.400	9.400	88.79	1:37.590	2
3	121	B	3 Roger MARSH	Honda -	5	8:13.534	9.676	0.276	88.74	1:37.518	3
4	84	B	4 Ricardo BRANCO	Yamaha - IMP Racing	5	8:30.850	26.992	17.316	85.73	1:40.791	2
5	73	B	5 Vincent LEWIN	Suzuki - VINITWINRACING.CO.UK	5	8:31.174	27.316	0.324	85.68	1:40.902	2
6	76	B	6 Phillip RODGERS	Suzuki - pinbadgelab.co.uk	5	8:35.303	31.445	4.129	84.99	1:41.039	4
7	56	B	7 Jamie INGHAM	Suzuki - Oadby motorcycle services	5	8:39.363	35.505	4.060	84.33	1:42.243	3
8	17	A	1 Tommy DOWNES (R)	Suzuki - Ray Gnarley/ MoreMoto	5	8:39.819	35.961	0.456	84.25	1:41.882	2
9	156	B	8 Michael STONE	Suzuki -	5	8:41.252	37.394	1.433	84.02	1:42.727	3
10	104	A	2 Alex ROBINSON (R)	Honda - Boa	5	8:45.716	41.858	4.464	83.31	1:43.773	2
11	171	A	3 Colin CLUNE	Suzuki -	5	8:49.166	45.308	3.450	82.77	1:44.088	3
12	46	B	9 Jeff MORRIS	Suzuki -	5	8:49.293	45.435	0.127	82.75	1:43.296	3
13	45	A	4 Tom STEVENS	Suzuki -	5	8:49.970	46.112	0.677	82.64	1:43.180	3
14	624	A	5 Matthew FEDRICK (R)	Yamaha - Matthew Fedrick farriers ltd	5	8:51.412	47.554	1.442	82.42	1:43.716	5
15	66	B	10 Mark SMITH	Yamaha - MHP EXHAUST S	5	8:53.255	49.397	1.843	82.13	1:44.535	2
16	85	B	11 Andrew KITE	Ducati - Red Rebel Racing	5	8:53.500	49.642	0.245	82.09	1:44.699	5
17	37	A	6 Ricky WOODS	Suzuki - T & S Vehicle Repairs	5	9:02.136	58.278	8.636	80.79	1:45.528	3
18	53	A	7 Tim BANWELL (R)	Yamaha -	5	9:13.127	1:09.269	10.991	79.18	1:46.386	3
19	22	B	12 Matthew MAY	Honda - Tilehurst Glass Racing	5	9:13.572	1:09.714	0.445	79.12	1:48.283	5
20	421	B	13 David ATKINS	Kawasaki - DA PLUMBING and MECHANICAL LTD	5	9:14.689	1:10.831	1.117	78.96	1:47.932	5
21	187	A	8 David TREVEIL (R)	Yamaha -	5	9:16.081	1:12.223	1.392	78.76	1:47.897	3
22	40	A	9 Simon WILKINSON (R)	Suzuki - S P Wilkinson Engineering Ltd	5	9:17.804	1:13.946	1.723	78.52	1:49.636	2
23	101	A	10 Glen TRIPP (R)	Honda - yaki too racing	5	9:21.547	1:17.689	3.743	77.99	1:50.097	5
24	33	A	11 Peter PARAPANOS (R)	Honda -	5	9:21.855	1:17.997	0.308	77.95	1:49.514	5
25	77	A	12 Joe WHITE (R)	Kawasaki - Just In Graphics / MZ Contracts	5	9:49.758	1:45.900	27.903	74.26	1:55.684	4
26	144	B	14 Nick CRONIN	Suzuki - Kite Motorcycles	5	9:50.022	1:46.164	0.264	74.23	1:55.999	2
27	196	A	13 Emma PETERSON (R)	Yamaha - Plus racing gear, Helmet city Chichester,	5	9:58.795	1:54.937	8.773	73.14	1:57.447	2
28	851	A	14 George PRINOS (R)	Ducati - KAPPA PLANNING LTD	4	8:36.706	1 Lap	1 Lap	67.81	2:06.105	2
29	113	A	15 Mark LAWRENCE	Honda - Sarky racing	4	9:09.754	1 Lap	33.048	63.73	1:51.951	2

NOT CLASSIFIED

DNF	20	B	Connor SWYER	Kawasaki - WSC Performance & Owkay clothing	0						
DQ	75*	B	Stewart MAY	Honda - Tilehurst Glass	0						

FASTEST LAP

74	B	Daniel SINGLETON	Honda - Bambino Developments Racing	5	1:35.016	92.19 mph	148.37 kph
17	A	Tommy DOWNES (R)	Suzuki - Ray Gnarley/ MoreMoto	2	1:41.882	85.98 mph	138.37 kph

No. 75 – Disqualified from race result, failing post-race technical

Class B - 92.5% of Race Speed = 83.73 mph

Class A - 92.5% of Race Speed = 77.93 mph

Brands Hatch GP

Circuit Length = 2.4332 miles

Start: 11:49 Flag 11:57 End: 11:59

Weather / Track : Overcast / Dry

These results are provisional until the conclusion of any judicial and technical matters.

Clerk Of Course :	Timekeeper :
-------------------	--------------

Results can be found at www.tsl-timing.com

Printed - 12:20 Sunday, 14 July 2019



BMCRC - MRO Championships 2019 - Rnd 6 @ Brands Hatch GP

BMCRC Thunderbike Sport - A&B

RACE 2 - LAP CHART

LAP 1 @ 11:50:57.054			LAP 3 @ 11:54:08.930			LAP 5 @ 11:57:20.361		
NO	BEHIND	LAP TIME	NO	BEHIND	LAP TIME	NO	BEHIND	LAP TIME
74		1:40.551	74		1:36.415	74		1:35.016
961	1.655	1:42.206	961	5.165	1:37.796	961	9.400	1:37.686
121	2.111	1:42.662	121	5.285	1:37.518	121	9.676	1:37.789
84	5.067	1:45.618	84	15.585	1:41.603	84	26.992	1:41.296
73	5.582	1:46.133	73	16.013	1:41.405	73	27.316	1:41.364
76	6.685	1:47.236	76	20.188	1:41.530	76	31.445	1:41.649
156	8.713	1:49.264	17	21.903	1:43.051	851	1 Lap	2:09.196
17	8.846	1:49.397	56	22.052	1:42.243	56	35.505	1:42.534
46	8.876	1:49.427	156	22.493	1:42.727	17	35.961	1:42.002
56	8.901	1:49.452	104	25.253	1:43.792	156	37.394	1:42.793
104	9.564	1:50.115	171	27.348	1:44.088	104	41.858	1:43.879
171	10.568	1:51.119	45	27.460	1:43.180	171	45.308	1:44.626
45	10.636	1:51.187	46	27.878	1:43.296	46	45.435	1:44.330
624	12.805	1:53.356	624	30.510	1:44.699	45	46.112	1:45.245
85	12.852	1:53.403	66	30.749	1:44.840	624	47.554	1:43.716
66	13.250	1:53.801	85	31.196	1:44.741	66	49.397	1:44.748
37	13.260	1:53.811	37	33.106	1:45.528	85	49.642	1:44.699
40	16.177	1:56.728	22	43.718	1:49.188	37	58.278	1:48.898
22	16.846	1:57.397	40	43.853	1:49.916	113	1 Lap	1:53.822
101	17.592	1:58.143	53	43.883	1:46.386	53	1:09.269	1:47.498
187	18.401	1:58.952	421	44.669	1:48.876	22	1:09.714	1:48.283
421	18.570	1:59.121	187	44.820	1:47.897	421	1:10.831	1:47.932
53	18.852	1:59.403	101	48.172	1:51.171	187	1:12.223	1:48.238
33	20.280	2:00.831	33	48.646	1:50.168	40	1:13.946	1:49.844
113	21.234	2:01.785	144	1:04.935	1:56.922	101	1:17.689	1:50.097
144	23.890	2:04.441	77	1:05.080	1:57.207	33	1:17.997	1:49.514
77	23.938	2:04.489	196	1:10.604	1:57.741	77	1:45.900	1:56.567
196	27.292	2:07.843	851	1:35.083	2:07.699	144	1:46.164	1:56.328
851	33.155	2:13.706				196	1:54.937	1:58.287

LAP 2 @ 11:52:32.515			LAP 4 @ 11:55:45.345		
NO	BEHIND	LAP TIME	NO	BEHIND	LAP TIME
74		1:35.461	74		1:36.415
961	3.784	1:37.590	961	6.730	1:37.980
121	4.182	1:37.532	121	6.903	1:38.033
84	10.397	1:40.791	84	20.712	1:41.542
73	11.023	1:40.902	73	20.968	1:41.370
76	15.073	1:43.849	76	24.812	1:41.039
17	15.267	1:41.882	56	27.987	1:42.350
156	16.181	1:42.929	17	28.975	1:43.487
56	16.224	1:42.784	156	29.617	1:43.539
104	17.876	1:43.773	104	32.995	1:44.157
171	19.675	1:44.568	171	35.698	1:44.765
45	20.695	1:45.520	45	35.883	1:44.838
46	20.997	1:47.582	46	36.121	1:44.658
624	22.226	1:44.882	624	38.854	1:44.759
66	22.324	1:44.535	66	39.665	1:45.331
85	22.870	1:45.479	85	39.959	1:45.178
37	23.993	1:46.194	37	44.396	1:47.705
40	30.352	1:49.636	113	1 Lap	3:22.196
22	30.945	1:49.560	22	56.447	1:49.144
421	32.208	1:49.099	53	56.787	1:49.319
187	33.338	1:50.398	421	57.915	1:49.661
101	33.416	1:51.285	187	59.001	1:50.596
53	33.912	1:50.521	40	59.118	1:51.680
33	34.893	1:50.074	101	1:02.608	1:50.851
113	37.724	1:51.951	33	1:03.499	1:51.268
77	44.288	1:55.811	77	1:24.349	1:55.684
144	44.428	1:55.999	144	1:24.852	1:56.332
196	49.278	1:57.447	196	1:31.666	1:57.477
851	1:03.799	2:06.105			

Weather / Track : Overcast / Dry

Results can be found at www.tsl-timing.com

Brands Hatch GP

Circuit Length = 2.4332 miles

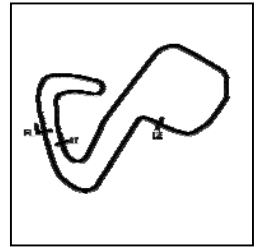
Start: 11:49 Flag 11:57 End: 11:59

Printed - 12:23 Sunday, 14 July 2019

BMCRC - MRO Championships 2019 - Rnd 6 @ Brands Hatch GP

BMCRC Thunderbike Sport - A&B

RACE 2 - SECTOR ANALYSIS



SECTOR 1 = FL to I1, SECTOR 2 = I1 to I2, SECTOR 3 = I2 to FL, DIFF = Difference To Personal Best Lap, P = Crossed Finish Line in Pit Lane, D = Time Disallowed

P1 74 B Daniel SINGLETON		Honda - Bambino Developments Racing					
IDEAL LAP TIME : 1:35.016		BEST LAP TIME : 1:35.016		DIFFERENCE : 0.000			
LAP	SECTOR 1	SECTOR 2	SECTOR 3	LAP TIME	MPH	DIFF	TIME OF DAY
1 -		42.820	22.741	1:40.551	87.11	5.535	11:50:57.054
2 -	30.316	42.301	22.844	1:35.461 (2)	91.76	0.445	11:52:32.515
3 -	30.233	43.162	23.020	1:36.415 (3)	90.85	1.399	11:54:08.930
4 -	30.398	43.114	22.903	1:36.415 (3)	90.85	1.399	11:55:45.345
5 -	30.094	42.229	22.693	1:35.016 (1)	92.19		11:57:20.361

P2 961 B Jack SIM		Yamaha - Platform Lift Engineers Ltd					
IDEAL LAP TIME : 1:37.306		BEST LAP TIME : 1:37.590		DIFFERENCE : 0.284			
LAP	SECTOR 1	SECTOR 2	SECTOR 3	LAP TIME	MPH	DIFF	TIME OF DAY
1 -		43.318	23.095	1:42.206	85.70	4.616	11:50:58.709
2 -	30.893	43.464	23.233	1:37.590 (1)	89.76		11:52:36.299
3 -	30.958	43.604	23.234	1:37.796 (3)	89.57	0.206	11:54:14.095
4 -	31.208	43.391	23.381	1:37.980	89.40	0.390	11:55:52.075
5 -	31.120	43.417	23.149	1:37.686 (2)	89.67	0.096	11:57:29.761

P3 121 B Roger MARSH		Honda -					
IDEAL LAP TIME : 1:37.337		BEST LAP TIME : 1:37.518		DIFFERENCE : 0.181			
LAP	SECTOR 1	SECTOR 2	SECTOR 3	LAP TIME	MPH	DIFF	TIME OF DAY
1 -		43.573	23.055	1:42.662	85.32	5.144	11:50:59.165
2 -	31.035	43.432	23.065	1:37.532 (2)	89.81	0.014	11:52:36.697
3 -	31.025	43.413	23.080	1:37.518 (1)	89.82		11:54:14.215
4 -	31.256	43.840	22.937	1:38.033	89.35	0.515	11:55:52.248
5 -	31.336	43.375	23.078	1:37.789 (3)	89.57	0.271	11:57:30.037

P4 84 B Ricardo BRANCO		Yamaha - IMP Racing					
IDEAL LAP TIME : 1:40.638		BEST LAP TIME : 1:40.791		DIFFERENCE : 0.153			
LAP	SECTOR 1	SECTOR 2	SECTOR 3	LAP TIME	MPH	DIFF	TIME OF DAY
1 -		45.165	23.725	1:45.618	82.93	4.827	11:51:02.121
2 -	31.919	44.994	23.878	1:40.791 (1)	86.91		11:52:42.912
3 -	32.382	45.315	23.906	1:41.603	86.21	0.812	11:54:24.515
4 -	32.258	45.356	23.928	1:41.542 (3)	86.26	0.751	11:56:06.057
5 -	32.178	45.128	23.990	1:41.296 (2)	86.47	0.505	11:57:47.353

P5 73 B Vincent LEWIN		Suzuki - VINITWINRACING.CO.UK					
IDEAL LAP TIME : 1:40.555		BEST LAP TIME : 1:40.902		DIFFERENCE : 0.347			
LAP	SECTOR 1	SECTOR 2	SECTOR 3	LAP TIME	MPH	DIFF	TIME OF DAY
1 -		44.967	23.991	1:46.133	82.53	5.231	11:51:02.636
2 -	32.382	44.698	23.822	1:40.902 (1)	86.81		11:52:43.538
3 -	32.035	45.344	24.026	1:41.405	86.38	0.503	11:54:24.943
4 -	32.257	45.215	23.898	1:41.370 (3)	86.41	0.468	11:56:06.313
5 -	32.461	44.940	23.963	1:41.364 (2)	86.41	0.462	11:57:47.677

P6 76 B Phillip RODGERS		Suzuki - pinbadgelab.co.uk					
IDEAL LAP TIME : 1:40.778		BEST LAP TIME : 1:41.039		DIFFERENCE : 0.261			
LAP	SECTOR 1	SECTOR 2	SECTOR 3	LAP TIME	MPH	DIFF	TIME OF DAY
1 -		45.344	24.158	1:47.236	81.68	6.197	11:51:03.739
2 -	32.890	46.508	24.451	1:43.849	84.35	2.810	11:52:47.588
3 -	31.542	45.761	24.227	1:41.530 (2)	86.27	0.491	11:54:29.118
4 -	31.780	45.124	24.135	1:41.039 (1)	86.69		11:56:10.157
5 -	31.879	45.101	24.669	1:41.649 (3)	86.17	0.610	11:57:51.806

P7 56 B Jamie INGHAM		Suzuki - Oadby motorcycle services					
IDEAL LAP TIME : 1:41.706		BEST LAP TIME : 1:42.243		DIFFERENCE : 0.537			
LAP	SECTOR 1	SECTOR 2	SECTOR 3	LAP TIME	MPH	DIFF	TIME OF DAY
1 -		45.344	24.158	1:47.236	81.68	6.197	11:51:03.739
2 -	32.890	46.508	24.451	1:43.849	84.35	2.810	11:52:47.588
3 -	31.542	45.761	24.227	1:41.530 (2)	86.27	0.491	11:54:29.118
4 -	31.780	45.124	24.135	1:41.039 (1)	86.69		11:56:10.157
5 -	31.879	45.101	24.669	1:41.649 (3)	86.17	0.610	11:57:51.806

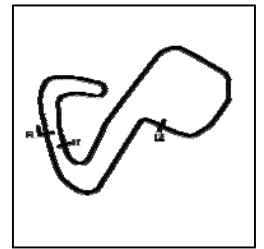
Weather / Track : Overcast / Dry

Brands Hatch GP
Circuit Length = 2.4332 miles
Start: 11:49 Flag 11:57 End: 11:59

BMCRC - MRO Championships 2019 - Rnd 6 @ Brands Hatch GP

BMCRC Thunderbike Sport - A&B

RACE 2 - SECTOR ANALYSIS



SECTOR 1 = FL to I1, SECTOR 2 = I1 to I2, SECTOR 3 = I2 to FL, DIFF = Difference To Personal Best Lap, P = Crossed Finish Line in Pit Lane, D = Time Disallowed

Lap	Time	Diff	MPH	Time of Day
1 -	46.319		24.568	1:49.452 80.03 7.209 11:51:05.955
2 -	32.359	45.966	24.459	1:42.784 85.22 0.541 11:52:48.739
3 -	31.864	45.809	24.570	1:42.243 (1) 85.67 11:54:30.982
4 -	32.401	45.383	24.566	1:42.350 (2) 85.58 0.107 11:56:13.332
5 -	32.038	45.940	24.556	1:42.534 (3) 85.43 0.291 11:57:55.866

P8 17 A Tommy DOWNES (R)		Suzuki - Ray Gnarley/ MoreMoto					
IDEAL LAP TIME : 1:41.851	BEST LAP TIME : 1:41.882	DIFFERENCE : 0.031					
LAP	SECTOR 1	SECTOR 2	SECTOR 3	LAP TIME	MPH	DIFF	TIME OF DAY
1 -		45.810	24.389	1:49.397	80.07	7.515	11:51:05.900
2 -	31.844	45.664	24.374	1:41.882 (1)	85.98		11:52:47.782
3 -	32.120	46.162	24.769	1:43.051 (3)	85.00	1.169	11:54:30.833
4 -	32.983	45.787	24.717	1:43.487	84.64	1.605	11:56:14.320
5 -	31.995	45.636	24.371	1:42.002 (2)	85.87	0.120	11:57:56.322

P9 156 B Michael STONE		Suzuki -					
IDEAL LAP TIME : 1:42.644	BEST LAP TIME : 1:42.727	DIFFERENCE : 0.083					
LAP	SECTOR 1	SECTOR 2	SECTOR 3	LAP TIME	MPH	DIFF	TIME OF DAY
1 -		46.413	24.741	1:49.264	80.17	6.537	11:51:05.767
2 -	32.424	45.886	24.619	1:42.929 (3)	85.10	0.202	11:52:48.696
3 -	32.311	45.890	24.526	1:42.727 (1)	85.27		11:54:31.423
4 -	32.559	46.104	24.876	1:43.539	84.60	0.812	11:56:14.962
5 -	32.404	45.807	24.582	1:42.793 (2)	85.21	0.066	11:57:57.755

P10 104 A Alex ROBINSON (R)		Honda - Boa					
IDEAL LAP TIME : 1:43.233	BEST LAP TIME : 1:43.773	DIFFERENCE : 0.540					
LAP	SECTOR 1	SECTOR 2	SECTOR 3	LAP TIME	MPH	DIFF	TIME OF DAY
1 -		46.362	24.043	1:50.115	79.55	6.342	11:51:06.618
2 -	32.828	46.701	24.244	1:43.773 (1)	84.41		11:52:50.391
3 -	32.849	46.650	24.293	1:43.792 (2)	84.39	0.019	11:54:34.183
4 -	33.082	46.700	24.375	1:44.157	84.10	0.384	11:56:18.340
5 -	32.870	46.485	24.524	1:43.879 (3)	84.32	0.106	11:58:02.219

P11 171 A Colin CLUNE		Suzuki -					
IDEAL LAP TIME : 1:43.897	BEST LAP TIME : 1:44.088	DIFFERENCE : 0.191					
LAP	SECTOR 1	SECTOR 2	SECTOR 3	LAP TIME	MPH	DIFF	TIME OF DAY
1 -		46.476	24.671	1:51.119	78.83	7.031	11:51:07.622
2 -	33.178	46.283	25.107	1:44.568 (2)	83.77	0.480	11:52:52.190
3 -	32.943	46.353	24.792	1:44.088 (1)	84.15		11:54:36.278
4 -	33.365	46.615	24.785	1:44.765	83.61	0.677	11:56:21.043
5 -	33.106	46.749	24.771	1:44.626 (3)	83.72	0.538	11:58:05.669

P12 46 B Jeff MORRIS		Suzuki -					
IDEAL LAP TIME : 1:43.296	BEST LAP TIME : 1:43.296	DIFFERENCE : 0.000					
LAP	SECTOR 1	SECTOR 2	SECTOR 3	LAP TIME	MPH	DIFF	TIME OF DAY
1 -		46.436	24.722	1:49.427	80.05	6.131	11:51:05.930
2 -	33.689	46.713	27.180	1:47.582	81.42	4.286	11:52:53.512
3 -	32.820	46.125	24.351	1:43.296 (1)	84.80		11:54:36.808
4 -	32.984	46.946	24.728	1:44.658 (3)	83.69	1.362	11:56:21.466
5 -	32.829	47.033	24.468	1:44.330 (2)	83.96	1.034	11:58:05.796

P13 45 A Tom STEVENS		Susuki -					
IDEAL LAP TIME : 1:43.106	BEST LAP TIME : 1:43.180	DIFFERENCE : 0.074					
LAP	SECTOR 1	SECTOR 2	SECTOR 3	LAP TIME	MPH	DIFF	TIME OF DAY
1 -		46.549	24.450	1:51.187	78.78	8.007	11:51:07.690
2 -	33.678	46.897	24.945	1:45.520	83.01	2.340	11:52:53.210
3 -	32.829	45.827	24.524	1:43.180 (1)	84.89		11:54:36.390
4 -	33.638	46.392	24.808	1:44.838 (2)	83.55	1.658	11:56:21.228

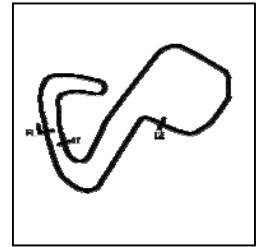
Weather / Track : Overcast / Dry

Brands Hatch GP
Circuit Length = 2.4332 miles
Start: 11:49 Flag 11:57 End: 11:59

BMCRC - MRO Championships 2019 - Rnd 6 @ Brands Hatch GP

BMCRC Thunderbike Sport - A&B

RACE 2 - SECTOR ANALYSIS



SECTOR 1 = FL to I1, SECTOR 2 = I1 to I2, SECTOR 3 = I2 to FL, DIFF = Difference To Personal Best Lap, P = Crossed Finish Line in Pit Lane, D = Time Disallowed
 5 - 33.488 46.871 24.886 1:45.245 (3) 83.23 2.065 11:58:06.473

P14 624 A		Matthew FEDRICK (R)		Yamaha - Matthew Fedrick farriers ltd			
IDEAL LAP TIME : 1:43.716		BEST LAP TIME : 1:43.716		DIFFERENCE : 0.000			
LAP	SECTOR 1	SECTOR 2	SECTOR 3	LAP TIME	MPH	DIFF	TIME OF DAY
1 -		47.373	25.325	1:53.356	77.27	9.640	11:51:09.859
2 -	33.319	46.568	24.995	1:44.882	83.52	1.166	11:52:54.741
3 -	33.079	46.578	25.042	1:44.699 (2)	83.66	0.983	11:54:39.440
4 -	33.241	46.723	24.795	1:44.759 (3)	83.61	1.043	11:56:24.199
5 -	32.872	46.152	24.692	1:43.716 (1)	84.45		11:58:07.915

P15 66 B		Mark SMITH		Yamaha - MHP EXHAUST S			
IDEAL LAP TIME : 1:44.227		BEST LAP TIME : 1:44.535		DIFFERENCE : 0.308			
LAP	SECTOR 1	SECTOR 2	SECTOR 3	LAP TIME	MPH	DIFF	TIME OF DAY
1 -		47.568	24.506	1:53.801	76.97	9.266	11:51:10.304
2 -	33.516	46.509	24.510	1:44.535 (1)	83.79		11:52:54.839
3 -	33.212	47.035	24.593	1:44.840 (3)	83.55	0.305	11:54:39.679
4 -	33.227	47.298	24.806	1:45.331	83.16	0.796	11:56:25.010
5 -	33.494	46.593	24.661	1:44.748 (2)	83.62	0.213	11:58:09.758

P16 85 B		Andrew KITE		Ducati - Red Rebel Racing			
IDEAL LAP TIME : 1:44.296		BEST LAP TIME : 1:44.699		DIFFERENCE : 0.403			
LAP	SECTOR 1	SECTOR 2	SECTOR 3	LAP TIME	MPH	DIFF	TIME OF DAY
1 -		47.358	24.984	1:53.403	77.24	8.704	11:51:09.906
2 -	34.269	46.660	24.550	1:45.479	83.04	0.780	11:52:55.385
3 -	33.362	46.600	24.779	1:44.741 (2)	83.63	0.042	11:54:40.126
4 -	33.843	46.483	24.852	1:45.178 (3)	83.28	0.479	11:56:25.304
5 -	33.659	46.384	24.656	1:44.699 (1)	83.66		11:58:10.003

P17 37 A		Ricky WOODS		Suzuki - T & S Vehicle Repairs			
IDEAL LAP TIME : 1:45.244		BEST LAP TIME : 1:45.528		DIFFERENCE : 0.284			
LAP	SECTOR 1	SECTOR 2	SECTOR 3	LAP TIME	MPH	DIFF	TIME OF DAY
1 -		47.788	24.728	1:53.811	76.96	8.283	11:51:10.314
2 -	34.166	47.154	24.874	1:46.194 (2)	82.48	0.666	11:52:56.508
3 -	33.518	46.998	25.012	1:45.528 (1)	83.00		11:54:42.036
4 -	33.908	48.315	25.482	1:47.705 (3)	81.33	2.177	11:56:29.741
5 -	34.708	48.440	25.750	1:48.898	80.44	3.370	11:58:18.639

P18 53 A		Tim BANWELL (R)		Yamaha -			
IDEAL LAP TIME : 1:46.386		BEST LAP TIME : 1:46.386		DIFFERENCE : 0.000			
LAP	SECTOR 1	SECTOR 2	SECTOR 3	LAP TIME	MPH	DIFF	TIME OF DAY
1 -		49.412	25.329	1:59.403	73.36	13.017	11:51:15.906
2 -	35.392	49.411	25.718	1:50.521	79.25	4.135	11:53:06.427
3 -	34.118	47.439	24.829	1:46.386 (1)	82.34		11:54:52.813
4 -	36.596	47.734	24.989	1:49.319 (3)	80.13	2.933	11:56:42.132
5 -	34.580	47.883	25.035	1:47.498 (2)	81.48	1.112	11:58:29.630

P19 22 B		Matthew MAY		Honda - Tliehurst Glass Racing			
IDEAL LAP TIME : 1:48.031		BEST LAP TIME : 1:48.283		DIFFERENCE : 0.252			
LAP	SECTOR 1	SECTOR 2	SECTOR 3	LAP TIME	MPH	DIFF	TIME OF DAY
1 -		48.655	26.024	1:57.397	74.61	9.114	11:51:13.900
2 -	35.051	49.070	25.439	1:49.560	79.95	1.277	11:53:03.460
3 -	34.463	49.144	25.581	1:49.188 (3)	80.22	0.905	11:54:52.648
4 -	35.319	48.405	25.420	1:49.144 (2)	80.25	0.861	11:56:41.792
5 -	34.520	48.600	25.163	1:48.283 (1)	80.89		11:58:30.075

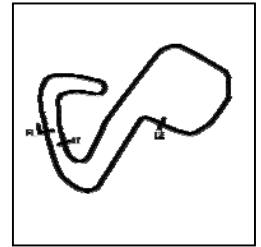
Weather / Track : Overcast / Dry

Brands Hatch GP
 Circuit Length = 2.4332 miles
 Start: 11:49 Flag 11:57 End: 11:59

BMCRC - MRO Championships 2019 - Rnd 6 @ Brands Hatch GP

BMCRC Thunderbike Sport - A&B

RACE 2 - SECTOR ANALYSIS



SECTOR 1 = FL to I1, SECTOR 2 = I1 to I2, SECTOR 3 = I2 to FL, DIFF = Difference To Personal Best Lap, P = Crossed Finish Line in Pit Lane, D = Time Disallowed

P20 421 B		David ATKINS		Kawasaki - DA PLUMBING and MECHANICAL LTD			
IDEAL LAP TIME : 1:47.677		BEST LAP TIME : 1:47.932		DIFFERENCE : 0.255			
LAP	SECTOR 1	SECTOR 2	SECTOR 3	LAP TIME	MPH	DIFF	TIME OF DAY
1 -		50.067	25.854	1:59.121	73.53	11.189	11:51:15.624
2 -	34.707	48.488	25.904	1:49.099 (3)	80.29	1.167	11:53:04.723
3 -	33.878	48.916	26.082	1:48.876 (2)	80.45	0.944	11:54:53.599
4 -	35.127	48.797	25.737	1:49.661	79.88	1.729	11:56:43.260
5 -	33.755	48.185	25.992	1:47.932 (1)	81.16		11:58:31.192

P21 187 A		David TREVEIL (R)		Yamaha -			
IDEAL LAP TIME : 1:47.540		BEST LAP TIME : 1:47.897		DIFFERENCE : 0.357			
LAP	SECTOR 1	SECTOR 2	SECTOR 3	LAP TIME	MPH	DIFF	TIME OF DAY
1 -		49.918	25.091	1:58.952	73.64	11.055	11:51:15.455
2 -	35.568	49.403	25.427	1:50.398 (3)	79.34	2.501	11:53:05.853
3 -	34.138	48.739	25.020	1:47.897 (1)	81.18		11:54:53.750
4 -	35.983	48.788	25.825	1:50.596	79.20	2.699	11:56:44.346
5 -	34.063	49.437	24.738	1:48.238 (2)	80.93	0.341	11:58:32.584

P22 40 A		Simon WILKINSON (R)		Suzuki - S P Wilkinson Engineering Ltd			
IDEAL LAP TIME : 1:48.904		BEST LAP TIME : 1:49.636		DIFFERENCE : 0.732			
LAP	SECTOR 1	SECTOR 2	SECTOR 3	LAP TIME	MPH	DIFF	TIME OF DAY
1 -		48.716	25.759	1:56.728	75.04	7.092	11:51:13.231
2 -	34.429	49.142	26.065	1:49.636 (1)	79.89		11:53:02.867
3 -	34.429	49.411	26.076	1:49.916 (3)	79.69	0.280	11:54:52.783
4 -	35.683	49.767	26.230	1:51.680	78.43	2.044	11:56:44.463
5 -	34.751	49.332	25.761	1:49.844 (2)	79.74	0.208	11:58:34.307

P23 101 A		Glen TRIPP (R)		Honda - yaki too racing			
IDEAL LAP TIME : 1:50.097		BEST LAP TIME : 1:50.097		DIFFERENCE : 0.000			
LAP	SECTOR 1	SECTOR 2	SECTOR 3	LAP TIME	MPH	DIFF	TIME OF DAY
1 -		49.126	25.442	1:58.143	74.14	8.046	11:51:14.646
2 -	36.081	49.445	25.759	1:51.285	78.71	1.188	11:53:05.931
3 -	35.900	49.540	25.731	1:51.171 (3)	78.79	1.074	11:54:57.102
4 -	35.892	49.318	25.641	1:50.851 (2)	79.02	0.754	11:56:47.953
5 -	35.751	49.102	25.244	1:50.097 (1)	79.56		11:58:38.050

P24 33 A		Peter PARAPANOS (R)		Honda -			
IDEAL LAP TIME : 1:48.667		BEST LAP TIME : 1:49.514		DIFFERENCE : 0.847			
LAP	SECTOR 1	SECTOR 2	SECTOR 3	LAP TIME	MPH	DIFF	TIME OF DAY
1 -		50.935	25.319	2:00.831	72.49	11.317	11:51:17.334
2 -	34.523	49.900	25.651	1:50.074 (2)	79.58	0.560	11:53:07.408
3 -	35.330	49.389	25.449	1:50.168 (3)	79.51	0.654	11:54:57.576
4 -	35.751	49.904	25.613	1:51.268	78.72	1.754	11:56:48.844
5 -	35.370	49.319	24.825	1:49.514 (1)	79.98		11:58:38.358

P25 77 A		Joe WHITE (R)		Kawasaki - Just In Graphics / MZ Contracts			
IDEAL LAP TIME : 1:55.102		BEST LAP TIME : 1:55.684		DIFFERENCE : 0.582			
LAP	SECTOR 1	SECTOR 2	SECTOR 3	LAP TIME	MPH	DIFF	TIME OF DAY
1 -		51.218	27.813	2:04.489	70.36	8.805	11:51:20.992
2 -	36.825	51.065	27.921	1:55.811 (2)	75.63	0.127	11:53:16.803
3 -	36.890	52.152	28.165	1:57.207	74.73	1.523	11:55:14.010
4 -	36.491	51.319	27.874	1:55.684 (1)	75.72		11:57:09.694
5 -	37.296	51.725	27.546	1:56.567 (3)	75.14	0.883	11:59:06.261

P26 144 B		Nick CRONIN		Suzuki - Kite Motorcycles			
IDEAL LAP TIME : 1:55.561		BEST LAP TIME : 1:55.999		DIFFERENCE : 0.438			
LAP	SECTOR 1	SECTOR 2	SECTOR 3	LAP TIME	MPH	DIFF	TIME OF DAY
1 -							

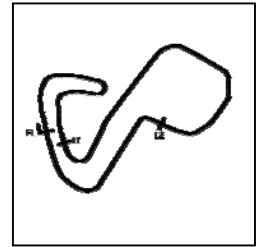
Weather / Track : Overcast / Dry

Brands Hatch GP
Circuit Length = 2.4332 miles
Start: 11:49 Flag 11:57 End: 11:59

BMCRC - MRO Championships 2019 - Rnd 6 @ Brands Hatch GP

BMCRC Thunderbike Sport - A&B

RACE 2 - SECTOR ANALYSIS



SECTOR 1 = FL to I1, SECTOR 2 = I1 to I2, SECTOR 3 = I2 to FL, DIFF = Difference To Personal Best Lap, P = Crossed Finish Line in Pit Lane, D = Time Disallowed

1 -		51.441	27.192	2:04.441	70.39	8.442	11:51:20.944
2 -	37.231	51.513	27.255	1:55.999 (1)	75.51		11:53:16.943
3 -	37.336	52.294	27.292	1:56.922	74.92	0.923	11:55:13.865
4 -	37.334	51.910	27.088	1:56.332 (3)	75.30	0.333	11:57:10.197
5 -	37.449	51.990	26.889	1:56.328 (2)	75.30	0.329	11:59:06.525

P27 196 A Emma PETERSON (R) Yamaha - Plus racing gear, Helmet city Chichester, WG Tyres B
 IDEAL LAP TIME : 1:56.016 BEST LAP TIME : 1:57.447 DIFFERENCE : 1.431

LAP	SECTOR 1	SECTOR 2	SECTOR 3	LAP TIME	MPH	DIFF	TIME OF DAY
1 -		52.422	27.327	2:07.843	68.52	10.396	11:51:24.346
2 -	37.505	52.580	27.362	1:57.447 (1)	74.58		11:53:21.793
3 -	38.511	51.762	27.468	1:57.741 (3)	74.39	0.294	11:55:19.534
4 -	38.255	51.985	27.237	1:57.477 (2)	74.56	0.030	11:57:17.011
5 -	38.931	52.607	26.749	1:58.287	74.05	0.840	11:59:15.298

P28 851 A George PRINOS (R) Ducati - KAPPA PLANNING LTD
 IDEAL LAP TIME : 2:05.212 BEST LAP TIME : 2:06.105 DIFFERENCE : 0.893

LAP	SECTOR 1	SECTOR 2	SECTOR 3	LAP TIME	MPH	DIFF	TIME OF DAY
1 -		55.943	29.321	2:13.706	65.51	7.601	11:51:30.209
2 -	40.310	56.836	28.959	2:06.105 (1)	69.46		11:53:36.314
3 -	40.866	57.303	29.530	2:07.699 (2)	68.59	1.594	11:55:44.013
4 -	41.887	57.569	29.740	2:09.196 (3)	67.80	3.091	11:57:53.209

P29 113 A Mark LAWRENCE Honda - Sarky racing
 IDEAL LAP TIME : 1:51.658 BEST LAP TIME : 1:51.951 DIFFERENCE : 0.293

LAP	SECTOR 1	SECTOR 2	SECTOR 3	LAP TIME	MPH	DIFF	TIME OF DAY
1 -		50.776	26.669	2:01.785	71.92	9.834	11:51:18.288
2 -	35.369	49.620	26.962	1:51.951 (1)	78.24		11:53:10.239
3 -		53.100	27.000	3:22.196 (3)	43.32	1:30.245	11:56:32.435
4 -	35.784	51.285	26.753	1:53.822 (2)	76.96	1.871	11:58:26.257

BMCRC - MRO Championships 2019 - Rnd 6 @ Brands Hatch GP

BMCRC Thunderbike Sport - A&B

RACE 2 - BEST SECTORS

SECTOR 1			SECTOR 2			SECTOR 3			IDEAL / BEST COMPARISON						
POS	NO	NAME	TIME	NO	NAME	TIME	NO	NAME	TIME	POS	NO	NAME	IDEAL	BEST	DIFF
													PERFECT LAP	1:35.016	
1	74	SINGLETON	30.094	74	SINGLETON	42.229	74	SINGLETON	22.693	1	74	SINGLETON	1:35.016	1:35.016	0.000
2	961	SIM	30.893	961	SIM	43.318	121	MARSH	22.937	2	961	SIM	1:37.306	1:37.590	0.284
3	121	MARSH	31.025	121	MARSH	43.375	961	SIM	23.095	3	121	MARSH	1:37.337	1:37.518	0.181
4	76	RODGERS	31.542	73	LEWIN	44.698	84	BRANCO	23.725	4	73	LEWIN	1:40.555	1:40.902	0.347
5	17	DOWNES (R)	31.844	84	BRANCO	44.994	73	LEWIN	23.822	5	84	BRANCO	1:40.638	1:40.791	0.153
6	56	INGHAM	31.864	76	RODGERS	45.101	104	ROBINSON (R)	24.043	6	76	RODGERS	1:40.778	1:41.039	0.261
7	84	BRANCO	31.919	56	INGHAM	45.383	76	RODGERS	24.135	7	56	INGHAM	1:41.706	1:42.243	0.537
8	73	LEWIN	32.035	17	DOWNES (R)	45.636	46	MORRIS	24.351	8	17	DOWNES (R)	1:41.851	1:41.882	0.031
9	156	STONE	32.311	156	STONE	45.807	17	DOWNES (R)	24.371	9	156	STONE	1:42.644	1:42.727	0.083
10	46	MORRIS	32.820	45	STEVENS	45.827	45	STEVENS	24.450	10	45	STEVENS	1:43.106	1:43.180	0.074
11	104	ROBINSON (R)	32.828	46	MORRIS	46.125	56	INGHAM	24.459	11	104	ROBINSON (R)	1:43.233	1:43.773	0.540
12	45	STEVENS	32.829	624	FEDRICK (R)	46.152	66	SMITH	24.506	12	46	MORRIS	1:43.296	1:43.296	0.000
13	624	FEDRICK (R)	32.872	171	CLUNE	46.283	156	STONE	24.526	13	624	FEDRICK (R)	1:43.716	1:43.716	0.000
14	171	CLUNE	32.943	104	ROBINSON (R)	46.362	85	KITE	24.550	14	171	CLUNE	1:43.897	1:44.088	0.191
15	66	SMITH	33.212	85	KITE	46.384	171	CLUNE	24.671	15	66	SMITH	1:44.227	1:44.535	0.308
16	85	KITE	33.362	66	SMITH	46.509	624	FEDRICK (R)	24.692	16	85	KITE	1:44.296	1:44.699	0.403
17	37	WOODS	33.518	37	WOODS	46.998	37	WOODS	24.728	17	37	WOODS	1:45.244	1:45.528	0.284
18	421	ATKINS	33.755	53	BANWELL (R)	47.439	187	TREVEIL (R)	24.738	18	53	BANWELL (R)	1:46.386	1:46.386	0.000
19	187	TREVEIL (R)	34.063	421	ATKINS	48.185	33	PARAPANOS (R)	24.825	19	187	TREVEIL (R)	1:47.540	1:47.897	0.357
20	53	BANWELL (R)	34.118	22	MAY	48.405	53	BANWELL (R)	24.829	20	421	ATKINS	1:47.677	1:47.932	0.255
21	40	WILKINSON (R)	34.429	40	WILKINSON (R)	48.716	22	MAY	25.163	21	22	MAY	1:48.031	1:48.283	0.252
22	22	MAY	34.463	187	TREVEIL (R)	48.739	101	TRIPP (R)	25.244	22	33	PARAPANOS (R)	1:48.667	1:49.514	0.847
23	33	PARAPANOS (R)	34.523	101	TRIPP (R)	49.102	421	ATKINS	25.737	23	40	WILKINSON (R)	1:48.904	1:49.636	0.732
24	113	LAWRENCE	35.369	33	PARAPANOS (R)	49.319	40	WILKINSON (R)	25.759	24	101	TRIPP (R)	1:50.097	1:50.097	0.000
25	101	TRIPP (R)	35.751	113	LAWRENCE	49.620	113	LAWRENCE	26.669	25	113	LAWRENCE	1:51.658	1:51.951	0.293
26	77	WHITE (R)	36.491	77	WHITE (R)	51.065	196	PETERSON (R)	26.749	26	77	WHITE (R)	1:55.102	1:55.684	0.582
27	144	CRONIN	37.231	144	CRONIN	51.441	144	CRONIN	26.889	27	144	CRONIN	1:55.561	1:55.999	0.438
28	196	PETERSON (R)	37.505	196	PETERSON (R)	51.762	77	WHITE (R)	27.546	28	196	PETERSON (R)	1:56.016	1:57.447	1.431
29	851	PRINOS (R)	40.310	851	PRINOS (R)	55.943	851	PRINOS (R)	28.959	29	851	PRINOS (R)	2:05.212	2:06.105	0.893
30															
31															

Weather / Track : Overcast / Dry

Results can be found at www.tsl-timing.com

Brands Hatch GP

Circuit Length = 2.4332 miles

Start: 11:49 Flag 11:57 End: 11:59

Printed - 12:22 Sunday, 14 July 2019

BMCRC - MRO Championships 2019 - Rnd 6 @ Brands Hatch GP

BMCRC Thunderbike Sport - B&C

RACE 7 - GRID (6 Laps)

ROW 12	36	1:42.315	75	Stewart MAY	35	1:41.299	72	Kevin MILLER	34	421	David ATKINS			
ROW 11			33	10	Bradley ROBINSON	32	20	Connor SWYER	31	12	Grant WALDER			
ROW 10	30		9	Mark TAYLOR	29		90	Edward WATSON	28	1:56.322	144	Nick CRONIN		
ROW 9			27	1:54.981	143	Robert DAVIE	26	1:46.830	747	Allan CLARK	25	1:46.223	22	Matthew MAY
ROW 8	24	1:45.165	117	Jordan HARRIS	23	1:45.089	80	Leon STEWART	22	1:44.703	51	Paul BEESLEY		
ROW 7			21	1:44.621	66	Mark SMITH	20	1:44.594	52	Gary JARMAN	19	1:43.736	46	Jeff MORRIS
ROW 6	18	1:43.218	85	Andrew KITE	17	1:43.053	13	Wil GREEN	16	1:42.861	56	Jamie INGHAM		
ROW 5			15	1:42.674	146	Simon GATES	14	1:42.086	156	Michael STONE	13	1:41.999	50	Paul ROBSON
ROW 4	12	1:41.981	19	Kevin LILLEY	11	1:41.687	76	Phillip RODGERS	10	1:41.499	191	James SEATH		
ROW 3			9	1:40.689	84	Ricardo BRANCO	8	1:40.544	93	Jack WALLIS	7	1:40.343	48	Shaun WALLIS
ROW 2	6	1:39.924	73	Vincent LEWIN	5	1:37.978	121	Roger MARSH	4	1:37.935	961	Jack SIM		
ROW 1			3	1:37.429	54	Adam JAMISON	2	1:37.306	47	Thomas WATSON	1	1:35.468	74	Daniel SINGLETON

Pole

Brands Hatch GP
Circuit Length = 2.4332 miles

These results are provisional until the conclusion of any judicial and technical matters.

Clerk Of Course :	Timekeeper :
-------------------	--------------

Results can be found at www.tsl-timing.com

Printed - 12:26 Sunday, 14 July 2019



BMCRC - MRO Championships 2019 - Rnd 6 @ Brands Hatch GP

BMCRC Thunderbike Sport - B&C

RACE 7 - CLASSIFICATION

POS	NO	CL	PIC NAME	ENTRY	LAPS	TIME	GAP	DIFF	MPH	BEST	ON
1	74	B	1 Daniel SINGLETON	Honda - Bambino Developments Racing	6	9:37.719			90.97	1:34.728	4
2	961	B	2 Jack SIM	Yamaha - Platform Lift Engineers Ltd	6	9:45.964	8.245	8.245	89.69	1:36.651	2
3	121	B	3 Roger MARSH	Honda -	6	9:49.095	11.376	3.131	89.21	1:36.450	6
4	47*	C	1 Thomas WATSON	Yamaha - Motorsportdays.com TEA Time Racing	6	9:58.445	20.726	9.350	87.82	1:36.187	5
5	54	C	2 Adam JAMISON	Yamaha - AJ Racing	6	10:00.296	22.577	1.851	87.55	1:38.710	2
6	93	C	3 Jack WALLIS	Yamaha - Watling Tyres	6	10:03.715	25.996	3.419	87.05	1:39.373	4
7	48	C	4 Shaun WALLIS	Yamaha - Watling Tyres	6	10:03.867	26.148	0.152	87.03	1:38.650	5
8	84	B	4 Ricardo BRANCO	Yamaha - IMP Racing	6	10:09.562	31.843	5.695	86.22	1:39.930	3
9	191*	C	5 James SEATH	Kawasaki - Ovenden Earthmoving	6	10:16.969	39.250	7.407	85.18	1:39.524	3
10	19	C	6 Kevin LILLEY	SUZUKI - Trafalgar Cleaning Eqpt. / Vanson Leathe	6	10:20.120	42.401	3.151	84.75	1:41.530	2
11	56	B	5 Jamie INGHAM	Suzuki - Oadby motorcycle services	6	10:23.315	45.596	3.195	84.32	1:41.831	5
12	156	B	6 Michael STONE	Suzuki -	6	10:23.443	45.724	0.128	84.30	1:41.490	6
13	13	C	7 Wil GREEN	Suzuki - Faith Fueled Racing	6	10:32.554	54.835	9.111	83.09	1:43.665	4
14	75	B	7 Stewart MAY	Honda - Tilehurst Glass	6	10:32.676	54.957	0.122	83.07	1:41.862	5
15	146	C	8 Simon GATES	Suzuki - Team Kawafati	6	10:33.689	55.970	1.013	82.94	1:43.956	5
16	72	C	9 Kevin MILLER	Honda - Mechanical Air Supplies Ltd	6	10:35.611	57.892	1.922	82.69	1:41.627	6
17	50	C	10 Paul ROBSON	Yamaha - RBProperty services & Environment Light	6	10:37.353	59.634	1.742	82.46	1:41.926	5
18	51	C	11 Paul BEESLEY	Yamaha - My Mrs	6	10:38.919	1:01.200	1.566	82.26	1:43.579	6
19	117	C	12 Jordan HARRIS	Suzuki - Steve Jordan Motorcycles	6	10:41.041	1:03.322	2.122	81.99	1:44.212	6
20	85	B	8 Andrew KITE	Ducati - Red Rebel Racing	6	10:41.944	1:04.225	0.903	81.87	1:44.807	3
21	66	B	9 Mark SMITH	Yamaha - MHP EXHAUST S	6	10:42.021	1:04.302	0.077	81.86	1:45.132	2
22	46	B	10 Jeff MORRIS	Suzuki -	6	10:42.772	1:05.053	0.751	81.76	1:45.214	6
23	22*	B	11 Matthew MAY	Honda - Tilehurst Glass Racing	6	10:49.441	1:11.722	6.669	80.92	1:44.249	6
24	747	C	13 Allan CLARK	Kawasaki - A Clark & Sons Builders	6	10:52.971	1:15.252	3.530	80.49	1:45.874	2
25	421	B	12 David ATKINS	Kawasaki - DA PLUMBING and MECHANICAL LTD	6	10:58.571	1:20.852	5.600	79.80	1:47.725	2
26	10	C	14 Bradley ROBINSON	Kawasaki -	6	11:16.357	1:38.638	17.786	77.70	1:49.799	2
27	143	C	15 Robert DAVIE	Suzuki -	6	11:24.710	1:46.991	8.353	76.76	1:51.682	5

NOT CLASSIFIED

DNF	76	B	Phillip RODGERS	Suzuki - pinbadgelab.co.uk	0
DNF	80	B	Leon STEWART	Suzuki -	0

FASTEST LAP

74	B	Daniel SINGLETON	Honda - Bambino Developments Racing	4	1:34.728	92.47 mph	148.82 kph
47	C	Thomas WATSON	Yamaha - Motorsportdays.com TEA Time Racing	5	1:36.187	91.07 mph	146.56 kph

No. 22, 47 & 191 - 10 Second Penalty, Jump Start
 Class B - 92.5% of Race Speed = 84.14 mph
 Class C - 92.5% of Race Speed = 81.23 mph

Brands Hatch GP
 Circuit Length = 2.4332 miles
 Start: 13:39 Flag 13:49 End: 13:51

Weather / Track : Overcast / Dry

These results are provisional until the conclusion of any judicial and technical matters.

Clerk Of Course :	Timekeeper :
-------------------	--------------

Results can be found at www.tsl-timing.com

Printed - 13:51 Sunday, 14 July 2019



BMCRC - MRO Championships 2019 - Rnd 6 @ Brands Hatch GP

BMCRC Thunderbike Sport - B&C

RACE 7 - LAP CHART

LAP 1 @ 13:41:25.638

NO	BEHIND	LAP TIME
74		1:41.222
961	0.209	1:41.431
121	1.890	1:43.112
54	2.523	1:43.745
47	3.740	1:44.962
191	4.418	1:45.640
93	4.472	1:45.694
84	4.837	1:46.059
48	5.340	1:46.562
19	7.166	1:48.388
50	8.802	1:50.024
56	9.416	1:50.638
156	10.053	1:51.275
146	11.115	1:52.337
13	11.330	1:52.552
66	12.109	1:53.331
51	12.435	1:53.657
117	12.827	1:54.049
46	12.950	1:54.172
72	13.080	1:54.302
22	13.310	1:54.532
75	13.477	1:54.699
85	14.296	1:55.518
747	15.071	1:56.293
421	16.732	1:57.954
10	17.279	1:58.501
143	21.075	2:02.297

LAP 2 @ 13:43:00.735

NO	BEHIND	LAP TIME
74		1:35.097
961	1.763	1:36.651
121	4.709	1:37.916
54	6.136	1:38.710
47	6.176	1:37.533
93	9.045	1:39.670
191	10.058	1:40.737
84	10.193	1:40.453
48	10.326	1:40.083
19	13.599	1:41.530
50	16.875	1:43.170
56	17.404	1:43.085
156	18.080	1:43.124
146	20.403	1:44.385
13	20.650	1:44.417
66	22.144	1:45.132
51	22.669	1:45.331
117	23.397	1:45.667
75	23.620	1:45.240
22	24.137	1:45.924
72	24.437	1:46.454
46	24.539	1:46.686
85	25.048	1:45.849
747	25.848	1:45.874
421	29.360	1:47.725
10	31.981	1:49.799
143	39.050	1:53.072

LAP 3 @ 13:44:35.777

NO	BEHIND	LAP TIME
74		1:35.042

961	3.477	1:36.756
121	7.683	1:38.016
47	7.824	1:36.690
54	10.148	1:39.054
93	13.715	1:39.712
191	14.540	1:39.524
84	15.081	1:39.930
48	15.221	1:39.937
19	21.167	1:42.610
50	24.959	1:43.126
56	25.539	1:43.177
156	26.110	1:43.072
13	29.566	1:43.958
146	29.782	1:44.421
66	33.129	1:46.027
75	33.568	1:44.990
51	33.679	1:46.052
22	33.823	1:44.728
72	34.133	1:44.738
117	34.266	1:45.911
85	34.813	1:44.807
46	35.113	1:45.616
747	36.910	1:46.104
421	43.222	1:48.904
10	47.562	1:50.623
143	56.525	1:52.517

LAP 4 @ 13:46:10.505

NO	BEHIND	LAP TIME
74		1:34.728
961	5.619	1:36.870
47	9.354	1:36.258
121	10.101	1:37.146
54	14.502	1:39.082
93	18.360	1:39.373
48	19.776	1:39.283
191	19.826	1:40.014
84	20.971	1:40.618
19	29.416	1:42.977
50	32.181	1:41.950
56	32.841	1:42.030
156	33.549	1:42.167
13	38.503	1:43.665
146	39.179	1:44.125
75	41.640	1:42.800
22	44.017	1:44.922
66	44.410	1:46.009
72	44.618	1:45.213
51	44.975	1:46.024
117	45.118	1:45.580
85	45.264	1:45.179
46	45.779	1:45.394
747	49.508	1:47.326
421	56.506	1:48.012
10	1:03.710	1:50.876
143	1:14.440	1:52.643

LAP 5 @ 13:47:45.555

NO	BEHIND	LAP TIME
74		1:35.050
961	7.971	1:37.402
47	10.491	1:36.187
121	11.506	1:36.455
54	18.899	1:39.447

93	22.815	1:39.505
48	23.376	1:38.650
191	25.228	1:40.452
84	26.870	1:40.949
19	36.533	1:42.167
50	39.057	1:41.926
56	39.622	1:41.831
156	40.814	1:42.315
13	47.614	1:44.161
146	48.085	1:43.956
75	48.452	1:41.862
72	52.845	1:43.277
22	54.053	1:45.086
51	54.201	1:44.276
66	55.507	1:46.147
117	55.690	1:45.622
85	55.938	1:45.724
46	56.419	1:45.690
747	1:02.695	1:48.237
421	1:09.350	1:47.894
10	1:20.649	1:51.989
143	1:31.072	1:51.682

LAP 6 @ 13:49:22.135

NO	BEHIND	LAP TIME
74		1:36.580
961	8.245	1:36.854
47	10.726	1:36.815
121	11.376	1:36.450
54	22.577	1:40.258
93	25.996	1:39.761
48	26.148	1:39.352
191	29.250	1:40.602
84	31.843	1:41.553
19	42.401	1:42.448
56	45.596	1:42.554
156	45.724	1:41.490
13	54.835	1:43.801
75	54.957	1:43.085
146	55.970	1:44.465
72	57.892	1:41.627
50	59.634	1:57.157
51	1:01.200	1:43.579
22	1:01.722	1:44.249
117	1:03.322	1:44.212
85	1:04.225	1:44.867
66	1:04.302	1:45.375
46	1:05.053	1:45.214
747	1:15.252	1:49.137
421	1:20.852	1:48.082
10	1:38.638	1:54.569
143	1:46.991	1:52.499

Weather / Track : Overcast / Dry

Results can be found at www.tsl-timing.com

Brands Hatch GP

Circuit Length = 2.4332 miles

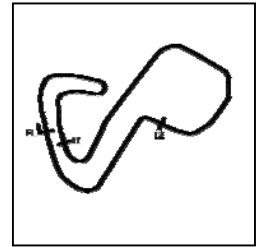
Start: 13:39 Flag 13:49 End: 13:51

Printed - 13:53 Sunday, 14 July 2019

BMCRC - MRO Championships 2019 - Rnd 6 @ Brands Hatch GP

BMCRC Thunderbike Sport - B&C

RACE 7 - SECTOR ANALYSIS



SECTOR 1 = FL to I1, SECTOR 2 = I1 to I2, SECTOR 3 = I2 to FL, DIFF = Difference To Personal Best Lap, P = Crossed Finish Line in Pit Lane, D = Time Disallowed

P1 74 B Daniel SINGLETON		Honda - Bambino Developments Racing					
IDEAL LAP TIME : 1:34.638		BEST LAP TIME : 1:34.728		DIFFERENCE : 0.090			
LAP	SECTOR 1	SECTOR 2	SECTOR 3	LAP TIME	MPH	DIFF	TIME OF DAY
1 -		43.318	22.842	1:41.222	86.54	6.494	13:41:25.638
2 -	30.212	42.341	22.544	1:35.097	92.11	0.369	13:43:00.735
3 -	29.959	42.469	22.614	1:35.042 (2)	92.16	0.314	13:44:35.777
4 -	30.049	42.183	22.496	1:34.728 (1)	92.47		13:46:10.505
5 -	30.113	42.387	22.550	1:35.050 (3)	92.16	0.322	13:47:45.555
6 -	30.093	42.866	23.621	1:36.580	90.70	1.852	13:49:22.135

P2 961 B Jack SIM		Yamaha - Platform Lift Engineers Ltd					
IDEAL LAP TIME : 1:36.456		BEST LAP TIME : 1:36.651		DIFFERENCE : 0.195			
LAP	SECTOR 1	SECTOR 2	SECTOR 3	LAP TIME	MPH	DIFF	TIME OF DAY
1 -		43.130	22.878	1:41.431	86.36	4.780	13:41:25.847
2 -	30.762	42.869	23.020	1:36.651 (1)	90.63		13:43:02.498
3 -	30.725	43.107	22.924	1:36.756 (2)	90.53	0.105	13:44:39.254
4 -	30.734	43.182	22.954	1:36.870	90.42	0.219	13:46:16.124
5 -	30.954	43.573	22.875	1:37.402	89.93	0.751	13:47:53.526
6 -	30.712	43.261	22.881	1:36.854 (3)	90.44	0.203	13:49:30.380

P3 121 B Roger MARSH		Honda -					
IDEAL LAP TIME : 1:36.230		BEST LAP TIME : 1:36.450		DIFFERENCE : 0.220			
LAP	SECTOR 1	SECTOR 2	SECTOR 3	LAP TIME	MPH	DIFF	TIME OF DAY
1 -		43.933	22.982	1:43.112	84.95	6.662	13:41:27.528
2 -	31.183	43.703	23.030	1:37.916	89.46	1.466	13:43:05.444
3 -	31.444	43.425	23.147	1:38.016	89.37	1.566	13:44:43.460
4 -	30.818	43.531	22.797	1:37.146 (3)	90.17	0.696	13:46:20.606
5 -	30.655	43.003	22.797	1:36.455 (2)	90.81	0.005	13:47:57.061
6 -	30.478	42.955	23.017	1:36.450 (1)	90.82		13:49:33.511

P4 47 C Thomas WATSON		Yamaha - Motorsportdays.com TEA Time Racing					
IDEAL LAP TIME : 1:35.990		BEST LAP TIME : 1:36.187		DIFFERENCE : 0.197			
LAP	SECTOR 1	SECTOR 2	SECTOR 3	LAP TIME	MPH	DIFF	TIME OF DAY
1 -		44.564	23.312	1:44.962	83.45	8.775	13:41:29.378
2 -	31.095	43.277	23.161	1:37.533	89.81	1.346	13:43:06.911
3 -	30.723	43.226	22.741	1:36.690 (3)	90.59	0.503	13:44:43.601
4 -	30.506	42.759	22.993	1:36.258 (2)	91.00	0.071	13:46:19.859
5 -	30.558	42.743	22.886	1:36.187 (1)	91.07		13:47:56.046
6 -	30.582	42.993	23.240	1:36.815	90.48	0.628	13:49:32.861

P5 54 C Adam JAMISON		Yamaha - AJ Racing					
IDEAL LAP TIME : 1:38.517		BEST LAP TIME : 1:38.710		DIFFERENCE : 0.193			
LAP	SECTOR 1	SECTOR 2	SECTOR 3	LAP TIME	MPH	DIFF	TIME OF DAY
1 -		44.501	23.254	1:43.745	84.43	5.035	13:41:28.161
2 -	31.375	43.923	23.412	1:38.710 (1)	88.74		13:43:06.871
3 -	31.403	44.254	23.397	1:39.054 (2)	88.43	0.344	13:44:45.925
4 -	31.340	44.261	23.481	1:39.082 (3)	88.41	0.372	13:46:25.007
5 -	31.477	44.305	23.665	1:39.447	88.08	0.737	13:48:04.454
6 -	31.814	44.754	23.690	1:40.258	87.37	1.548	13:49:44.712

P6 93 C Jack WALLIS		Yamaha - Watling Tyres					
IDEAL LAP TIME : 1:38.951		BEST LAP TIME : 1:39.373		DIFFERENCE : 0.422			
LAP	SECTOR 1	SECTOR 2	SECTOR 3	LAP TIME	MPH	DIFF	TIME OF DAY
1 -		45.032	23.318	1:45.694	82.87	6.321	13:41:30.110
2 -	31.847	44.384	23.439	1:39.670 (3)	87.88	0.297	13:43:09.780
3 -	31.807	44.647	23.258	1:39.712	87.85	0.339	13:44:49.492
4 -	31.615	44.346	23.412	1:39.373 (1)	88.15		13:46:28.865
5 -	31.444	44.612	23.449	1:39.505 (2)	88.03	0.132	13:48:08.370

Weather / Track : Overcast / Dry

Brands Hatch GP

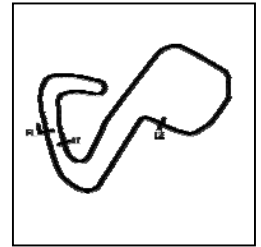
Circuit Length = 2.4332 miles

Start: 13:39 Flag 13:49 End: 13:51

BMCRC - MRO Championships 2019 - Rnd 6 @ Brands Hatch GP

BMCRC Thunderbike Sport - B&C

RACE 7 - SECTOR ANALYSIS



SECTOR 1 = FL to I1, SECTOR 2 = I1 to I2, SECTOR 3 = I2 to FL, DIFF = Difference To Personal Best Lap, P = Crossed Finish Line in Pit Lane, D = Time Disallowed
 6 - 31.732 44.868 **23.161** 1:39.761 87.80 0.388 13:49:48.131

P7 48 C		Shaun WALLIS		Yamaha - Watling Tyres			
IDEAL LAP TIME : 1:38.501		BEST LAP TIME : 1:38.650		DIFFERENCE : 0.149			
LAP	SECTOR 1	SECTOR 2	SECTOR 3	LAP TIME	MPH	DIFF	TIME OF DAY
1 -		45.013	23.381	1:46.562	82.20	7.912	13:41:30.978
2 -	32.348	44.474	23.261	1:40.083	87.52	1.433	13:43:11.061
3 -	31.907	44.550	23.480	1:39.937	87.65	1.287	13:44:50.998
4 -	31.745	44.290	23.248	1:39.283 (2)	88.23	0.633	13:46:30.281
5 -	31.461	44.044	23.145	1:38.650 (1)	88.79		13:48:08.931
6 -	31.499	44.857	22.996	1:39.352 (3)	88.16	0.702	13:49:48.283

P8 84 B		Ricardo BRANCO		Yamaha - IMP Racing			
IDEAL LAP TIME : 1:39.703		BEST LAP TIME : 1:39.930		DIFFERENCE : 0.227			
LAP	SECTOR 1	SECTOR 2	SECTOR 3	LAP TIME	MPH	DIFF	TIME OF DAY
1 -		44.825	23.378	1:46.059	82.59	6.129	13:41:30.475
2 -	32.229	44.599	23.625	1:40.453 (2)	87.20	0.523	13:43:10.928
3 -	31.915	44.453	23.562	1:39.930 (1)	87.65		13:44:50.858
4 -	32.407	44.876	23.335	1:40.618 (3)	87.06	0.688	13:46:31.476
5 -	32.414	44.962	23.573	1:40.949	86.77	1.019	13:48:12.425
6 -	32.473	45.234	23.846	1:41.553	86.25	1.623	13:49:53.978

P9 191 C		James SEATH		Kawasaki - Ovenden Earthmoving			
IDEAL LAP TIME : 1:39.036		BEST LAP TIME : 1:39.524		DIFFERENCE : 0.488			
LAP	SECTOR 1	SECTOR 2	SECTOR 3	LAP TIME	MPH	DIFF	TIME OF DAY
1 -		44.908	23.900	1:45.640	82.92	6.116	13:41:30.056
2 -	32.300	44.768	23.669	1:40.737	86.95	1.213	13:43:10.793
3 -	31.221	44.946	23.357	1:39.524 (1)	88.01		13:44:50.317
4 -	31.121	45.190	23.703	1:40.014 (2)	87.58	0.490	13:46:30.331
5 -	32.092	44.558	23.802	1:40.452 (3)	87.20	0.928	13:48:10.783
6 -	31.618	44.961	24.023	1:40.602	87.07	1.078	13:49:51.385

P10 19 C		Kevin LILLEY		SUZUKI - Trafalgar Cleaning Eqpt. / Vanson Leathers			
IDEAL LAP TIME : 1:41.396		BEST LAP TIME : 1:41.530		DIFFERENCE : 0.134			
LAP	SECTOR 1	SECTOR 2	SECTOR 3	LAP TIME	MPH	DIFF	TIME OF DAY
1 -		45.185	24.373	1:48.388	80.81	6.858	13:41:32.804
2 -	32.259	45.082	24.189	1:41.530 (1)	86.27		13:43:14.334
3 -	32.463	45.771	24.376	1:42.610	85.37	1.080	13:44:56.944
4 -	32.510	45.949	24.518	1:42.977	85.06	1.447	13:46:39.921
5 -	32.125	45.638	24.404	1:42.167 (2)	85.74	0.637	13:48:22.088
6 -	32.147	45.514	24.787	1:42.448 (3)	85.50	0.918	13:50:04.536

P11 56 B		Jamie INGHAM		Suzuki - Oadby motorcycle services			
IDEAL LAP TIME : 1:41.692		BEST LAP TIME : 1:41.831		DIFFERENCE : 0.139			
LAP	SECTOR 1	SECTOR 2	SECTOR 3	LAP TIME	MPH	DIFF	TIME OF DAY
1 -		45.780	24.651	1:50.638	79.17	8.807	13:41:35.054
2 -	32.449	46.053	24.583	1:43.085	84.97	1.254	13:43:18.139
3 -	32.542	45.983	24.652	1:43.177	84.90	1.346	13:45:01.316
4 -	32.286	45.338	24.406	1:42.030 (2)	85.85	0.199	13:46:43.346
5 -	32.030	45.256	24.545	1:41.831 (1)	86.02		13:48:25.177
6 -	32.315	45.689	24.550	1:42.554 (3)	85.41	0.723	13:50:07.731

P12 156 B		Michael STONE		Suzuki -			
IDEAL LAP TIME : 1:41.480		BEST LAP TIME : 1:41.490		DIFFERENCE : 0.010			
LAP	SECTOR 1	SECTOR 2	SECTOR 3	LAP TIME	MPH	DIFF	TIME OF DAY
1 -		46.468	24.735	1:51.275	78.72	9.785	13:41:35.691
2 -	32.438	46.130	24.556	1:43.124	84.94	1.634	13:43:18.815
3 -	32.405	46.136	24.531	1:43.072	84.98	1.582	13:45:01.887

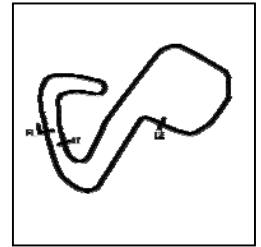
Weather / Track : Overcast / Dry

Brands Hatch GP
 Circuit Length = 2.4332 miles
 Start: 13:39 Flag 13:49 End: 13:51

BMCRC - MRO Championships 2019 - Rnd 6 @ Brands Hatch GP

BMCRC Thunderbike Sport - B&C

RACE 7 - SECTOR ANALYSIS



SECTOR 1 = FL to I1, SECTOR 2 = I1 to I2, SECTOR 3 = I2 to FL, DIFF = Difference To Personal Best Lap, P = Crossed Finish Line in Pit Lane, D = Time Disallowed

4 -	31.979	45.648	24.540	1:42.167 (2)	85.74	0.677	13:46:44.054
5 -	32.007	45.865	24.443	1:42.315 (3)	85.61	0.825	13:48:26.369
6 -	31.871	45.166	24.453	1:41.490 (1)	86.31		13:50:07.859

P13	13 C	Wil GREEN	Suzuki - Faith Fueled Racing				
IDEAL LAP TIME : 1:43.514		BEST LAP TIME : 1:43.665		DIFFERENCE : 0.151			
LAP	SECTOR 1	SECTOR 2	SECTOR 3	LAP TIME	MPH	DIFF	TIME OF DAY
1 -		47.253	24.832	1:52.552	77.82	8.887	13:41:36.968
2 -	33.141	46.394	24.882	1:44.417	83.89	0.752	13:43:21.385
3 -	32.749	46.392	24.817	1:43.958 (3)	84.26	0.293	13:45:05.343
4 -	32.678	46.047	24.940	1:43.665 (1)	84.50		13:46:49.008
5 -	32.778	46.343	25.040	1:44.161	84.09	0.496	13:48:33.169
6 -	32.650	46.292	24.859	1:43.801 (2)	84.39	0.136	13:50:16.970

P14	75 B	Stewart MAY	Honda - Tilehurst Glass				
IDEAL LAP TIME : 1:41.862		BEST LAP TIME : 1:41.862		DIFFERENCE : 0.000			
LAP	SECTOR 1	SECTOR 2	SECTOR 3	LAP TIME	MPH	DIFF	TIME OF DAY
1 -		48.159	24.583	1:54.699	76.37	12.837	13:41:39.115
2 -	33.733	47.084	24.423	1:45.240	83.23	3.378	13:43:24.355
3 -	33.455	46.870	24.665	1:44.990	83.43	3.128	13:45:09.345
4 -	32.691	45.984	24.125	1:42.800 (2)	85.21	0.938	13:46:52.145
5 -	32.418	45.483	23.961	1:41.862 (1)	85.99		13:48:34.007
6 -	32.964	45.745	24.376	1:43.085 (3)	84.97	1.223	13:50:17.092

P15	146 C	Simon GATES	Suzuki - Team Kawafati				
IDEAL LAP TIME : 1:43.811		BEST LAP TIME : 1:43.956		DIFFERENCE : 0.145			
LAP	SECTOR 1	SECTOR 2	SECTOR 3	LAP TIME	MPH	DIFF	TIME OF DAY
1 -		47.034	24.780	1:52.337	77.97	8.381	13:41:36.753
2 -	32.683	46.855	24.847	1:44.385 (3)	83.91	0.429	13:43:21.138
3 -	32.734	46.774	24.913	1:44.421	83.88	0.465	13:45:05.559
4 -	32.750	46.641	24.734	1:44.125 (2)	84.12	0.169	13:46:49.684
5 -	32.436	46.728	24.792	1:43.956 (1)	84.26		13:48:33.640
6 -	32.491	47.198	24.776	1:44.465	83.85	0.509	13:50:18.105

P16	72 C	Kevin MILLER	Honda - Mechanical Air Supplies Ltd				
IDEAL LAP TIME : 1:41.627		BEST LAP TIME : 1:41.627		DIFFERENCE : 0.000			
LAP	SECTOR 1	SECTOR 2	SECTOR 3	LAP TIME	MPH	DIFF	TIME OF DAY
1 -		47.666	24.650	1:54.302	76.63	12.675	13:41:38.718
2 -	34.337	47.865	24.252	1:46.454	82.28	4.827	13:43:25.172
3 -	33.356	46.892	24.490	1:44.738 (3)	83.63	3.111	13:45:09.910
4 -	33.284	46.939	24.990	1:45.213	83.25	3.586	13:46:55.123
5 -	33.297	45.932	24.048	1:43.277 (2)	84.81	1.650	13:48:38.400
6 -	32.170	45.932	23.525	1:41.627 (1)	86.19		13:50:20.027

P17	50 C	Paul ROBSON	Yamaha - RBProperty services & Environment Lighting				
IDEAL LAP TIME : 1:41.550		BEST LAP TIME : 1:41.926		DIFFERENCE : 0.376			
LAP	SECTOR 1	SECTOR 2	SECTOR 3	LAP TIME	MPH	DIFF	TIME OF DAY
1 -		46.108	24.073	1:50.024	79.61	8.098	13:41:34.440
2 -	33.342	45.630	24.198	1:43.170	84.90	1.244	13:43:17.610
3 -	33.353	45.588	24.185	1:43.126 (3)	84.94	1.200	13:45:00.736
4 -	32.245	45.742	23.963	1:41.950 (2)	85.92	0.024	13:46:42.686
5 -	32.459	45.342	24.125	1:41.926 (1)	85.94		13:48:24.612
6 -	32.449	1:00.055	24.653	1:57.157	74.77	15.231	13:50:21.769

P18	51 C	Paul BEESLEY	Yamaha - My Mrs				
IDEAL LAP TIME : 1:43.468		BEST LAP TIME : 1:43.579		DIFFERENCE : 0.111			
LAP	SECTOR 1	SECTOR 2	SECTOR 3	LAP TIME	MPH	DIFF	TIME OF DAY
1 -		47.656	24.894	1:53.657	77.07	10.078	13:41:38.073

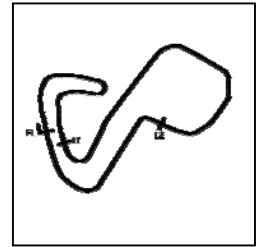
Weather / Track : Overcast / Dry

Brands Hatch GP
Circuit Length = 2.4332 miles
Start: 13:39 Flag 13:49 End: 13:51

BMCRC - MRO Championships 2019 - Rnd 6 @ Brands Hatch GP

BMCRC Thunderbike Sport - B&C

RACE 7 - SECTOR ANALYSIS



SECTOR 1 = FL to I1, SECTOR 2 = I1 to I2, SECTOR 3 = I2 to FL, DIFF = Difference To Personal Best Lap, P = Crossed Finish Line in Pit Lane, D = Time Disallowed

2 -	33.882	46.840	24.609	1:45.331 (3)	83.16	1.752	13:43:23.404
3 -	33.468	47.652	24.932	1:46.052	82.59	2.473	13:45:09.456
4 -	33.776	47.560	24.688	1:46.024	82.62	2.445	13:46:55.480
5 -	33.544	46.379	24.353	1:44.276 (2)	84.00	0.697	13:48:39.756
6 -	33.579	45.845	24.155	1:43.579 (1)	84.57		13:50:23.335

P19 117 C Jordan HARRIS Suzuki - Steve Jordan Motorcycles
 IDEAL LAP TIME : 1:44.212 BEST LAP TIME : 1:44.212 DIFFERENCE : 0.000

LAP	SECTOR 1	SECTOR 2	SECTOR 3	LAP TIME	MPH	DIFF	TIME OF DAY
1 -		48.057	24.661	1:54.049	76.80	9.837	13:41:38.465
2 -	34.219	47.024	24.424	1:45.667	82.90	1.455	13:43:24.132
3 -	33.385	47.258	25.268	1:45.911	82.70	1.699	13:45:10.043
4 -	33.878	47.157	24.545	1:45.580 (2)	82.96	1.368	13:46:55.623
5 -	33.872	47.127	24.623	1:45.622 (3)	82.93	1.410	13:48:41.245
6 -	33.331	46.619	24.262	1:44.212 (1)	84.05		13:50:25.457

P20 85 B Andrew KITE Ducati - Red Rebel Racing
 IDEAL LAP TIME : 1:44.372 BEST LAP TIME : 1:44.807 DIFFERENCE : 0.435

LAP	SECTOR 1	SECTOR 2	SECTOR 3	LAP TIME	MPH	DIFF	TIME OF DAY
1 -		48.400	25.197	1:55.518	75.83	10.711	13:41:39.934
2 -	34.503	46.786	24.560	1:45.849	82.75	1.042	13:43:25.783
3 -	33.717	46.283	24.807	1:44.807 (1)	83.58		13:45:10.590
4 -	33.670	46.951	24.558	1:45.179 (3)	83.28	0.372	13:46:55.769
5 -	33.986	47.111	24.627	1:45.724	82.85	0.917	13:48:41.493
6 -	33.725	46.723	24.419	1:44.867 (2)	83.53	0.060	13:50:26.360

P21 66 B Mark SMITH Yamaha - MHP EXHAUST'S
 IDEAL LAP TIME : 1:44.665 BEST LAP TIME : 1:45.132 DIFFERENCE : 0.467

LAP	SECTOR 1	SECTOR 2	SECTOR 3	LAP TIME	MPH	DIFF	TIME OF DAY
1 -		47.297	25.121	1:53.331	77.29	8.199	13:41:37.747
2 -	33.398	46.848	24.886	1:45.132 (1)	83.32		13:43:22.879
3 -	33.488	47.488	25.051	1:46.027	82.61	0.895	13:45:08.906
4 -	33.676	46.943	25.390	1:46.009 (3)	82.63	0.877	13:46:54.915
5 -	33.541	47.868	24.738	1:46.147	82.52	1.015	13:48:41.062
6 -	33.174	47.558	24.643	1:45.375 (2)	83.13	0.243	13:50:26.437

P22 46 B Jeff MORRIS Suzuki -
 IDEAL LAP TIME : 1:44.669 BEST LAP TIME : 1:45.214 DIFFERENCE : 0.545

LAP	SECTOR 1	SECTOR 2	SECTOR 3	LAP TIME	MPH	DIFF	TIME OF DAY
1 -		48.212	25.280	1:54.172	76.72	8.958	13:41:38.588
2 -	33.538	48.188	24.960	1:46.686	82.10	1.472	13:43:25.274
3 -	33.442	47.319	24.855	1:45.616 (3)	82.94	0.402	13:45:10.890
4 -	33.463	47.203	24.728	1:45.394 (2)	83.11	0.180	13:46:56.284
5 -	33.725	47.125	24.840	1:45.690	82.88	0.476	13:48:41.974
6 -	32.816	47.462	24.936	1:45.214 (1)	83.25		13:50:27.188

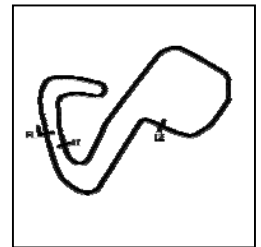
P23 22 B Matthew MAY Honda - Tliehurst Glass Racing
 IDEAL LAP TIME : 1:44.020 BEST LAP TIME : 1:44.249 DIFFERENCE : 0.229

LAP	SECTOR 1	SECTOR 2	SECTOR 3	LAP TIME	MPH	DIFF	TIME OF DAY
1 -		48.386	24.678	1:54.532	76.48	10.283	13:41:38.948
2 -	34.432	47.194	24.298	1:45.924	82.69	1.675	13:43:24.872
3 -	33.378	46.742	24.608	1:44.728 (2)	83.64	0.479	13:45:09.600
4 -	33.248	47.068	24.606	1:44.922 (3)	83.48	0.673	13:46:54.522
5 -	33.310	47.041	24.735	1:45.086	83.35	0.837	13:48:39.608
6 -	33.477	46.494	24.278	1:44.249 (1)	84.02		13:50:23.857

BMCRC - MRO Championships 2019 - Rnd 6 @ Brands Hatch GP

BMCRC Thunderbike Sport - B&C

RACE 7 - SECTOR ANALYSIS



SECTOR 1 = FL to I1, SECTOR 2 = I1 to I2, SECTOR 3 = I2 to FL, DIFF = Difference To Personal Best Lap, P = Crossed Finish Line in Pit Lane, D = Time Disallowed

P24 747 C		Allan CLARK		Kawasaki - A Clark & Sons Builders			
IDEAL LAP TIME : 1:45.541		BEST LAP TIME : 1:45.874		DIFFERENCE : 0.333			
LAP	SECTOR 1	SECTOR 2	SECTOR 3	LAP TIME	MPH	DIFF	TIME OF DAY
1 -		48.921	25.056	1:56.293	75.32	10.419	13:41:40.709
2 -	33.072	47.989	24.813	1:45.874 (1)	82.73		13:43:26.583
3 -	33.284	47.656	25.164	1:46.104 (2)	82.55	0.230	13:45:12.687
4 -	33.713	47.769	25.844	1:47.326 (3)	81.61	1.452	13:47:00.013
5 -	33.593	48.995	25.649	1:48.237	80.93	2.363	13:48:48.250
6 -	34.149	49.271	25.717	1:49.137	80.26	3.263	13:50:37.387

P25 421 B		David ATKINS		Kawasaki - DA PLUMBING and MECHANICAL LTD			
IDEAL LAP TIME : 1:47.470		BEST LAP TIME : 1:47.725		DIFFERENCE : 0.255			
LAP	SECTOR 1	SECTOR 2	SECTOR 3	LAP TIME	MPH	DIFF	TIME OF DAY
1 -		49.214	25.643	1:57.954	74.26	10.229	13:41:42.370
2 -	33.990	48.362	25.373	1:47.725 (1)	81.31		13:43:30.095
3 -	34.147	48.927	25.830	1:48.904	80.43	1.179	13:45:18.999
4 -	33.986	48.362	25.664	1:48.012 (3)	81.10	0.287	13:47:07.011
5 -	34.062	48.182	25.650	1:47.894 (2)	81.18	0.169	13:48:54.905
6 -	34.112	48.111	25.859	1:48.082	81.04	0.357	13:50:42.987

P26 10 C		Bradley ROBINSON		Kawasaki -			
IDEAL LAP TIME : 1:49.566		BEST LAP TIME : 1:49.799		DIFFERENCE : 0.233			
LAP	SECTOR 1	SECTOR 2	SECTOR 3	LAP TIME	MPH	DIFF	TIME OF DAY
1 -		50.126	25.605	1:58.501	73.92	8.702	13:41:42.917
2 -	34.508	49.496	25.795	1:49.799 (1)	79.78		13:43:32.716
3 -	34.465	49.926	26.232	1:50.623 (2)	79.18	0.824	13:45:23.339
4 -	34.674	49.954	26.248	1:50.876 (3)	79.00	1.077	13:47:14.215
5 -	34.958	50.594	26.437	1:51.989	78.22	2.190	13:49:06.204
6 -	35.603	51.746	27.220	1:54.569	76.45	4.770	13:51:00.773

P27 143 C		Robert DAVIE		Suzuki -			
IDEAL LAP TIME : 1:51.544		BEST LAP TIME : 1:51.682		DIFFERENCE : 0.138			
LAP	SECTOR 1	SECTOR 2	SECTOR 3	LAP TIME	MPH	DIFF	TIME OF DAY
1 -		50.909	26.151	2:02.297	71.62	10.615	13:41:46.713
2 -	36.810	50.096	26.166	1:53.072	77.47	1.390	13:43:39.785
3 -	36.674	49.909	25.934	1:52.517 (3)	77.85	0.835	13:45:32.302
4 -	36.284	50.144	26.215	1:52.643	77.76	0.961	13:47:24.945
5 -	35.848	49.762	26.072	1:51.682 (1)	78.43		13:49:16.627
6 -	35.880	50.486	26.133	1:52.499 (2)	77.86	0.817	13:51:09.126

BMCRC - MRO Championships 2019 - Rnd 6 @ Brands Hatch GP

BMCRC Thunderbike Sport - B&C

RACE 7 - BEST SECTORS

SECTOR 1			SECTOR 2			SECTOR 3			IDEAL / BEST COMPARISON						
POS	NO	NAME	TIME	NO	NAME	TIME	NO	NAME	TIME	POS	NO	NAME	IDEAL	BEST	DIFF
													PERFECT LAP	1:34.638	
1	74	SINGLETON	29.959	74	SINGLETON	42.183	74	SINGLETON	22.496	1	74	SINGLETON	1:34.638	1:34.728	0.090
2	121	MARSH	30.478	47	WATSON	42.743	47	WATSON	22.741	2	47	WATSON	1:35.990	1:36.187	0.197
3	47	WATSON	30.506	961	SIM	42.869	121	MARSH	22.797	3	121	MARSH	1:36.230	1:36.450	0.220
4	961	SIM	30.712	121	MARSH	42.955	961	SIM	22.875	4	961	SIM	1:36.456	1:36.651	0.195
5	191	SEATH	31.121	54	JAMISON	43.923	48	WALLIS	22.996	5	48	WALLIS	1:38.501	1:38.650	0.149
6	54	JAMISON	31.340	48	WALLIS	44.044	93	WALLIS	23.161	6	54	JAMISON	1:38.517	1:38.710	0.193
7	93	WALLIS	31.444	93	WALLIS	44.346	54	JAMISON	23.254	7	93	WALLIS	1:38.951	1:39.373	0.422
8	48	WALLIS	31.461	84	BRANCO	44.453	84	BRANCO	23.335	8	191	SEATH	1:39.036	1:39.524	0.488
9	156	STONE	31.871	191	SEATH	44.558	191	SEATH	23.357	9	84	BRANCO	1:39.703	1:39.930	0.227
10	84	BRANCO	31.915	19	LILLEY	45.082	72	MILLER	23.525	10	19	LILLEY	1:41.396	1:41.530	0.134
11	56	INGHAM	32.030	156	STONE	45.166	75	MAY	23.961	11	156	STONE	1:41.480	1:41.490	0.010
12	19	LILLEY	32.125	56	INGHAM	45.256	50	ROBSON	23.963	12	50	ROBSON	1:41.550	1:41.926	0.376
13	72	MILLER	32.170	50	ROBSON	45.342	51	BEESLEY	24.155	13	72	MILLER	1:41.627	1:41.627	0.000
14	50	ROBSON	32.245	75	MAY	45.483	19	LILLEY	24.189	14	56	INGHAM	1:41.692	1:41.831	0.139
15	75	MAY	32.418	51	BEESLEY	45.845	117	HARRIS	24.262	15	75	MAY	1:41.862	1:41.862	0.000
16	146	GATES	32.436	72	MILLER	45.932	22	MAY	24.278	16	51	BEESLEY	1:43.468	1:43.579	0.111
17	13	GREEN	32.650	13	GREEN	46.047	56	INGHAM	24.406	17	13	GREEN	1:43.514	1:43.665	0.151
18	46	MORRIS	32.816	85	KITE	46.283	85	KITE	24.419	18	146	GATES	1:43.811	1:43.956	0.145
19	747	CLARK	33.072	22	MAY	46.494	156	STONE	24.443	19	22	MAY	1:44.020	1:44.249	0.229
20	66	SMITH	33.174	117	HARRIS	46.619	66	SMITH	24.643	20	117	HARRIS	1:44.212	1:44.212	0.000
21	22	MAY	33.248	146	GATES	46.641	46	MORRIS	24.728	21	85	KITE	1:44.372	1:44.807	0.435
22	117	HARRIS	33.331	66	SMITH	46.848	146	GATES	24.734	22	66	SMITH	1:44.665	1:45.132	0.467
23	51	BEESLEY	33.468	46	MORRIS	47.125	747	CLARK	24.813	23	46	MORRIS	1:44.669	1:45.214	0.545
24	85	KITE	33.670	747	CLARK	47.656	13	GREEN	24.817	24	747	CLARK	1:45.541	1:45.874	0.333
25	421	ATKINS	33.986	421	ATKINS	48.111	421	ATKINS	25.373	25	421	ATKINS	1:47.470	1:47.725	0.255
26	10	ROBINSON	34.465	10	ROBINSON	49.496	10	ROBINSON	25.605	26	10	ROBINSON	1:49.566	1:49.799	0.233
27	143	DAVIE	35.848	143	DAVIE	49.762	143	DAVIE	25.934	27	143	DAVIE	1:51.544	1:51.682	0.138
28															
29															

Weather / Track : Overcast / Dry

Results can be found at www.tsl-timing.com

Brands Hatch GP

Circuit Length = 2.4332 miles

Start: 13:39 Flag 13:49 End: 13:51

Printed - 13:52 Sunday, 14 July 2019

BMCRC - MRO Championships 2019 - Rnd 6 @ Brands Hatch GP



BMCRC Thunderbike Sport - A&C

RACE 13 - GRID (6 Laps) - AMENDED

ROW 13	1		1		37	851 George PRINOS (R)
ROW 12	36	150 Anthony HEVER	35	90 Edward WATSON	34	70 Vanessa GILLAM (R)
ROW 11	33	77 Joe WHITE (R)	32	40 Simon WILKINSON (R)	31	12 Grant WALDER
ROW 10	30	34 Dan THOMAS (R)	29	19 Kevin LILLEY	28	16 Geoff LANSDELL
ROW 9	27	2:00.771 196 Emma PETERSON (R)	26	1:53.590 143 Robert DAVIE	25	1:52.557 113 Mark LAWRENCE
ROW 8	24	1:51.196 33 Peter PARAPANOS (R)	23	1:51.105 10 Bradley ROBINSON	22	1:51.080 101 Glen TRIPP (R)
ROW 7	21	1:50.285 187 David TREVEIL (R)	20	1:48.694 747 Allan CLARK	19	1:48.379 53 Tim BANWELL (R)
ROW 6	18	1:46.500 52 Gary JARMAN	17	1:46.386 171 Colin CLUNE	16	1:46.304 624 Matthew FEDRICK (R)
ROW 5	15	1:46.162 37 Ricky WOODS	14	1:45.597 45 Tom STEVENS	13	1:43.839 117 Jordan HARRIS
ROW 4	12	1:43.324 146 Simon GATES	11	1:43.059 51 Paul BEESLEY	10	1:42.979 50 Paul ROBSON
ROW 3	9	1:42.919 13 Wil GREEN	8	1:42.836 104 Alex ROBINSON (R)	7	1:42.430 17 Tommy DOWNES (R)
ROW 2	6	1:41.750 72 Kevin MILLER	5	1:40.526 93 Jack WALLIS	4	1:39.389 48 Shaun WALLIS
ROW 1	3	1:39.289 191 James SEATH	2	1:38.971 54 Adam JAMISON	1	1:37.876 47 Thomas WATSON

Pole

Brands Hatch GP
Circuit Length = 2.4332 miles

These results are provisional until the conclusion of any judicial and technical matters.

Clerk Of Course :	Timekeeper :
-------------------	--------------

Results can be found at www.tsl-timing.com

Printed - 14:19 Sunday, 14 July 2019



BMCRC - MRO Championships 2019 - Rnd 6 @ Brands Hatch GP

BMCRC Thunderbike Sport - A&C

RACE 13 - CLASSIFICATION

POS	NO	CL	PIC NAME	ENTRY	LAPS	TIME	GAP	DIFF	MPH	BEST	ON
1	47	C	1 Thomas WATSON	Yamaha - Motorsportdays.com TEA Time Racing	5	8:17.626			88.01	1:37.658	4
2	191	C	2 James SEATH	Kawasaki - Ovenden Earthmoving	5	8:19.555	1.929	1.929	87.67	1:38.157	2
3	93	C	3 Jack WALLIS	Yamaha - Watling Tyres	5	8:25.621	7.995	6.066	86.62	1:39.379	2
4	48	C	4 Shaun WALLIS	Yamaha - Watling Tyres	5	8:25.797	8.171	0.176	86.59	1:39.612	3
5	72	C	5 Kevin MILLER	Honda - Mechanical Air Supplies Ltd	5	8:38.227	20.601	12.430	84.51	1:41.574	5
6	17	A	1 Tommy DOWNES (R)	Suzuki - Ray Gnarley/ MoreMoto	5	8:38.635	21.009	0.408	84.45	1:42.344	4
7	104	A	2 Alex ROBINSON (R)	Honda - Boa	5	8:38.955	21.329	0.320	84.39	1:41.669	5
8	50	C	6 Paul ROBSON	Yamaha - RBProperty services & Environment Light	5	8:43.823	26.197	4.868	83.61	1:42.670	4
9	51	C	7 Paul BEESLEY	Yamaha - My Mrs	5	8:46.335	28.709	2.512	83.21	1:43.504	3
10	146	C	8 Simon GATES	Suzuki - Team Kawafati	5	8:46.720	29.094	0.385	83.15	1:43.443	4
11	13	C	9 Wll GREEN	Suzuki - Faith Fueled Racing	5	8:47.111	29.485	0.391	83.09	1:42.619	5
12	171	A	3 Colin CLUNE	Suzuki -	5	8:47.441	29.815	0.330	83.04	1:43.574	4
13	117	C	10 Jordan HARRIS	Suzuki - Steve Jordan Motorcycles	5	8:50.660	33.034	3.219	82.53	1:43.285	5
14	45	A	4 Tom STEVENS	Susuki -	5	8:51.881	34.255	1.221	82.34	1:43.828	5
15	624	A	5 Matthew FEDRICK (R)	Yamaha - Matthew Fedrick farriers ltd	5	8:52.158	34.532	0.277	82.30	1:44.578	4
16	37	A	6 Ricky WOODS	Suzuki - T & S Vehicle Repairs	5	9:06.375	48.749	14.217	80.16	1:45.409	2
17	33	A	7 Peter PARAPANOS (R)	Honda -	5	9:09.475	51.849	3.100	79.71	1:47.563	5
18	53	A	8 Tim BANWELL (R)	Yamaha -	5	9:09.612	51.986	0.137	79.69	1:47.448	5
19	187	A	9 David TREVEIL (R)	Yamaha -	5	9:15.923	58.297	6.311	78.78	1:48.293	4
20	10	C	11 Bradley ROBINSON	Kawasaki -	5	9:19.541	1:01.915	3.618	78.27	1:48.226	2
21	101	A	10 Glen TRIPP (R)	Honda - yaki too racing	5	9:22.751	1:05.125	3.210	77.83	1:50.157	3
22	0	C	12 Jamie LE MASURIER	NINJA 300 - Pipework Solutions Ltd	5	9:24.041	1:06.415	1.290	77.65	1:50.252	4
23	143	C	13 Robert DAVIE	Suzuki -	5	9:26.334	1:08.708	2.293	77.33	1:50.773	4
24	40	A	11 Simon WILKINSON (R)	Suzuki - S P Wilkinson Engineering Ltd	5	9:26.483	1:08.857	0.149	77.31	1:49.269	5
25	113	A	12 Mark LAWRENCE	Honda - Sarky racing	5	9:42.007	1:24.381	15.524	75.25	1:52.259	4
26	77	A	13 Joe WHITE (R)	Kawasaki - Just In Graphics / MZ Contracts	5	9:49.604	1:31.978	7.597	74.28	1:54.750	4
27	196	A	14 Emma PETERSON (R)	Yamaha - Plus racing gear, Helmet city Chichester,	5	9:54.836	1:37.210	5.232	73.63	1:55.516	5
28	851	A	15 George PRINOS (R)	Ducati - KAPPA PLANNING LTD	4	8:30.004	1 Lap	1 Lap	68.70	2:05.850	3

NOT CLASSIFIED

DNF	52	C	Gary JARMAN	Kawasaki - G & S Motorcycle tyres	2	3:41.430	3 Laps	2 Laps	79.12	1:46.645	2
DNF	54	C	Adam JAMISON	Yamaha - AJ Racing	0						

FASTEST LAP

47	C	Thomas WATSON	Yamaha - Motorsportdays.com TEA Time Racing	4	1:37.658	89.69 mph	144.35 kph
104	A	Alex ROBINSON (R)	Honda - Boa	5	1:41.669	86.16 mph	138.66 kph

Class C - 92.5% of Race Speed = 81.40 mph

Class A - 92.5% of Race Speed = 78.11 mph

Brands Hatch GP

Circuit Length = 2.4332 miles

Start: 15:31 Flag 15:39 End: 15:41

Weather / Track : Overcast / Dry

These results are provisional until the conclusion of any judicial and technical matters.

Clerk Of Course :	Timekeeper :
-------------------	--------------

Results can be found at www.tsl-timing.com

Printed - 15:41 Sunday, 14 July 2019



BMCRC - MRO Championships 2019 - Rnd 6 @ Brands Hatch GP

BMCRC Thunderbike Sport - A&C

RACE 13 - LAP CHART

LAP 1 @ 15:32:46.111			LAP 3 @ 15:36:03.544			LAP 5 @ 15:39:20.336		
NO	BEHIND	LAP TIME	NO	BEHIND	LAP TIME	NO	BEHIND	LAP TIME
191		1:43.401	191		1:39.276	47		1:37.996
93	2.772	1:46.173	47	1.138	1:37.755	191	1.929	1:39.952
47	2.822	1:46.223	93	4.737	1:40.019	93	7.995	1:40.097
48	3.021	1:46.422	48	4.944	1:39.612	48	8.171	1:40.219
17	4.582	1:47.983	17	12.801	1:42.843	851	1 Lap	2:06.068
104	5.456	1:48.857	104	13.685	1:42.389	72	20.601	1:41.574
72	5.658	1:49.059	72	14.112	1:42.571	17	21.009	1:42.656
50	7.563	1:50.964	50	17.132	1:43.022	104	21.329	1:41.669
51	7.744	1:51.145	51	18.114	1:43.504	50	26.197	1:43.187
13	8.587	1:51.988	146	18.829	1:43.548	51	28.709	1:43.728
146	8.674	1:52.075	171	19.384	1:43.726	146	29.094	1:43.614
171	8.718	1:52.119	13	20.283	1:43.610	13	29.485	1:42.619
624	9.649	1:53.050	624	21.938	1:44.760	171	29.815	1:43.649
117	9.718	1:53.119	45	22.238	1:44.800	117	33.034	1:43.285
45	10.140	1:53.541	117	22.291	1:44.774	45	34.255	1:43.828
37	10.975	1:54.376	37	25.709	1:46.758	624	34.532	1:44.808
52	11.384	1:54.785	33	31.874	1:48.740	37	48.749	1:51.411
33	12.650	1:56.051	10	33.388	1:49.157	33	51.849	1:47.563
10	13.438	1:56.839	53	33.614	1:48.143	53	51.986	1:47.448
53	13.813	1:57.214	187	37.387	1:49.059	187	58.297	1:49.409
101	15.536	1:58.937	101	40.731	1:50.157	10	1:01.915	1:54.431
187	15.845	1:59.246	0	42.254	1:50.269	101	1:05.125	1:50.652
143	17.681	2:01.082	143	43.240	1:51.124	0	1:06.415	1:50.701
0	17.831	2:01.232	40	45.956	1:51.015	143	1:08.708	1:51.487
40	20.190	2:03.591	113	55.692	1:54.184	40	1:08.857	1:49.269
77	23.020	2:06.421	77	58.342	1:56.015	113	1:24.381	1:53.222
113	24.605	2:08.006	196	1:02.156	1:56.542	77	1:31.978	1:55.678
196	24.712	2:08.113	851	1:23.102	2:05.850	196	1:37.210	1:55.516
851	28.597	2:11.998						

LAP 2 @ 15:34:24.268			LAP 4 @ 15:37:42.313		
NO	BEHIND	LAP TIME	NO	BEHIND	LAP TIME
191		1:38.157	191		1:38.769
47	2.659	1:37.994	47	0.027	1:37.658
93	3.994	1:39.379	93	5.921	1:39.953
48	4.608	1:39.744	48	5.975	1:39.800
17	9.234	1:42.809	17	16.376	1:42.344
104	10.572	1:43.273	72	17.050	1:41.707
72	10.817	1:43.316	104	17.683	1:42.767
50	13.386	1:43.980	50	21.033	1:42.670
51	13.886	1:44.299	51	23.004	1:43.659
146	14.557	1:44.040	146	23.503	1:43.443
171	14.934	1:44.373	171	24.189	1:43.574
13	15.949	1:45.519	13	24.889	1:43.375
624	16.454	1:44.962	624	27.747	1:44.578
45	16.714	1:44.731	117	27.772	1:44.250
117	16.793	1:45.232	45	28.450	1:44.981
37	18.227	1:45.409	37	35.361	1:48.421
52	19.872	1:46.645	33	42.309	1:49.204
33	22.410	1:47.917	53	42.561	1:47.716
10	23.507	1:48.226	10	45.507	1:50.888
53	24.747	1:49.091	187	46.911	1:48.293
187	27.604	1:49.916	101	52.496	1:50.534
101	29.850	1:52.471	0	53.737	1:50.252
0	31.261	1:51.587	143	55.244	1:50.773
143	31.392	1:51.868	40	57.611	1:50.424
40	34.217	1:52.184	113	1:09.182	1:52.259
113	40.784	1:54.336	77	1:14.323	1:54.750
77	41.603	1:56.740	196	1:19.717	1:56.330
196	44.890	1:58.335			
851	56.528	2:06.088			

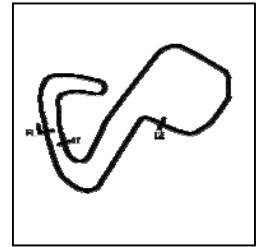
Weather / Track : Overcast / Dry

Brands Hatch GP
 Circuit Length = 2.4332 miles
 Start: 15:31 Flag 15:39 End: 15:41

BMCRC - MRO Championships 2019 - Rnd 6 @ Brands Hatch GP

BMCRC Thunderbike Sport - A&C

RACE 13 - SECTOR ANALYSIS



SECTOR 1 = FL to I1, SECTOR 2 = I1 to I2, SECTOR 3 = I2 to FL, DIFF = Difference To Personal Best Lap, P = Crossed Finish Line in Pit Lane, D = Time Disallowed

P1 47 C		Thomas WATSON		Yamaha - Motorsportdays.com TEA Time Racing			
IDEAL LAP TIME : 1:37.138		BEST LAP TIME : 1:37.658		DIFFERENCE : 0.520			
LAP	SECTOR 1	SECTOR 2	SECTOR 3	LAP TIME	MPH	DIFF	TIME OF DAY
1 -		45.190	23.538	1:46.223	82.46	8.565	15:32:48.933
2 -	31.160	43.537	23.297	1:37.994 (3)	89.39	0.336	15:34:26.927
3 -	31.397	43.342	23.016	1:37.755 (2)	89.61	0.097	15:36:04.682
4 -	30.780	43.569	23.309	1:37.658 (1)	89.69		15:37:42.340
5 -	30.907	43.764	23.325	1:37.996	89.38	0.338	15:39:20.336

P2 191 C		James SEATH		Kawasaki - Ovenden Earthmoving			
IDEAL LAP TIME : 1:38.157		BEST LAP TIME : 1:38.157		DIFFERENCE : 0.000			
LAP	SECTOR 1	SECTOR 2	SECTOR 3	LAP TIME	MPH	DIFF	TIME OF DAY
1 -		44.114	23.806	1:43.401	84.71	5.244	15:32:46.111
2 -	30.873	43.926	23.358	1:38.157 (1)	89.24		15:34:24.268
3 -	31.206	44.514	23.556	1:39.276 (3)	88.23	1.119	15:36:03.544
4 -	30.953	44.251	23.565	1:38.769 (2)	88.69	0.612	15:37:42.313
5 -	31.369	44.912	23.671	1:39.952	87.64	1.795	15:39:22.265

P3 93 C		Jack WALLIS		Yamaha - Watling Tyres			
IDEAL LAP TIME : 1:39.347		BEST LAP TIME : 1:39.379		DIFFERENCE : 0.032			
LAP	SECTOR 1	SECTOR 2	SECTOR 3	LAP TIME	MPH	DIFF	TIME OF DAY
1 -		45.259	23.745	1:46.173	82.50	6.794	15:32:48.883
2 -	31.770	44.096	23.513	1:39.379 (1)	88.14		15:34:28.262
3 -	32.124	44.273	23.622	1:40.019 (3)	87.58	0.640	15:36:08.281
4 -	31.738	44.639	23.576	1:39.953 (2)	87.63	0.574	15:37:48.234
5 -	31.743	44.144	24.210	1:40.097	87.51	0.718	15:39:28.331

P4 48 C		Shaun WALLIS		Yamaha - Watling Tyres			
IDEAL LAP TIME : 1:39.431		BEST LAP TIME : 1:39.612		DIFFERENCE : 0.181			
LAP	SECTOR 1	SECTOR 2	SECTOR 3	LAP TIME	MPH	DIFF	TIME OF DAY
1 -		45.111	23.694	1:46.422	82.31	6.810	15:32:49.132
2 -	31.973	44.169	23.602	1:39.744 (2)	87.82	0.132	15:34:28.876
3 -	31.887	44.306	23.419	1:39.612 (1)	87.93		15:36:08.488
4 -	31.852	44.479	23.469	1:39.800 (3)	87.77	0.188	15:37:48.288
5 -	31.843	44.418	23.958	1:40.219	87.40	0.607	15:39:28.507

P5 72 C		Kevin MILLER		Honda - Mechanical Air Supplies Ltd			
IDEAL LAP TIME : 1:41.220		BEST LAP TIME : 1:41.574		DIFFERENCE : 0.354			
LAP	SECTOR 1	SECTOR 2	SECTOR 3	LAP TIME	MPH	DIFF	TIME OF DAY
1 -		46.356	23.908	1:49.059	80.32	7.485	15:32:51.769
2 -	32.798	46.434	24.084	1:43.316	84.78	1.742	15:34:35.085
3 -	32.970	45.622	23.979	1:42.571 (3)	85.40	0.997	15:36:17.656
4 -	32.131	45.993	23.583	1:41.707 (2)	86.12	0.133	15:37:59.363
5 -	32.015	45.866	23.693	1:41.574 (1)	86.24		15:39:40.937

P6 17 A		Tommy DOWNES (R)		Suzuki - Ray Gnarley/ MoreMoto			
IDEAL LAP TIME : 1:41.989		BEST LAP TIME : 1:42.344		DIFFERENCE : 0.355			
LAP	SECTOR 1	SECTOR 2	SECTOR 3	LAP TIME	MPH	DIFF	TIME OF DAY
1 -		45.500	24.439	1:47.983	81.12	5.639	15:32:50.693
2 -	32.707	45.726	24.376	1:42.809 (3)	85.20	0.465	15:34:33.502
3 -	32.450	45.759	24.634	1:42.843	85.17	0.499	15:36:16.345
4 -	32.329	45.638	24.377	1:42.344 (1)	85.59		15:37:58.689
5 -	32.113	46.030	24.513	1:42.656 (2)	85.33	0.312	15:39:41.345

P7 104 A		Alex ROBINSON (R)		Honda - Boa			
IDEAL LAP TIME : 1:41.669		BEST LAP TIME : 1:41.669		DIFFERENCE : 0.000			
LAP	SECTOR 1	SECTOR 2	SECTOR 3	LAP TIME	MPH	DIFF	TIME OF DAY

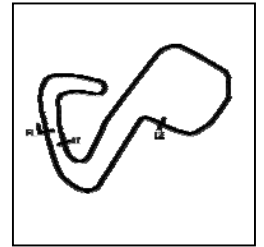
Weather / Track : Overcast / Dry

Brands Hatch GP
Circuit Length = 2.4332 miles
Start: 15:31 Flag 15:39 End: 15:41

BMCRC - MRO Championships 2019 - Rnd 6 @ Brands Hatch GP

BMCRC Thunderbike Sport - A&C

RACE 13 - SECTOR ANALYSIS



SECTOR 1 = FL to I1, SECTOR 2 = I1 to I2, SECTOR 3 = I2 to FL, DIFF = Difference To Personal Best Lap, P = Crossed Finish Line in Pit Lane, D = Time Disallowed

Lap	Sector 1	Sector 2	Sector 3	Lap Time	MPH	Diff	Time of Day
1 -		46.172	24.069	1:48.857	80.47	7.188	15:32:51.567
2 -	32.888	46.202	24.183	1:43.273	84.82	1.604	15:34:34.840
3 -	32.714	45.787	23.888	1:42.389 (2)	85.55	0.720	15:36:17.229
4 -	32.411	46.520	23.836	1:42.767 (3)	85.23	1.098	15:37:59.996
5 -	32.157	45.781	23.731	1:41.669 (1)	86.16		15:39:41.665

P8 50 C Paul ROBSON		Yamaha - RBProperty services & Environment Lighting					
IDEAL LAP TIME : 1:42.435		BEST LAP TIME : 1:42.670		DIFFERENCE : 0.235			
LAP	SECTOR 1	SECTOR 2	SECTOR 3	LAP TIME	MPH	DIFF	TIME OF DAY
1 -		46.989	24.775	1:50.964	78.94	8.294	15:32:53.674
2 -	33.570	46.064	24.346	1:43.980	84.24	1.310	15:34:37.654
3 -	32.892	45.959	24.171	1:43.022 (2)	85.02	0.352	15:36:20.676
4 -	32.338	46.194	24.138	1:42.670 (1)	85.32		15:38:03.346
5 -	32.634	46.018	24.535	1:43.187 (3)	84.89	0.517	15:39:46.533

P9 51 C Paul BEESLEY		Yamaha - My Mrs					
IDEAL LAP TIME : 1:43.139		BEST LAP TIME : 1:43.504		DIFFERENCE : 0.365			
LAP	SECTOR 1	SECTOR 2	SECTOR 3	LAP TIME	MPH	DIFF	TIME OF DAY
1 -		46.725	24.471	1:51.145	78.81	7.641	15:32:53.855
2 -	33.727	46.134	24.438	1:44.299	83.98	0.795	15:34:38.154
3 -	33.295	45.813	24.396	1:43.504 (1)	84.63		15:36:21.658
4 -	32.930	46.192	24.537	1:43.659 (2)	84.50	0.155	15:38:05.317
5 -	33.294	45.968	24.466	1:43.728 (3)	84.45	0.224	15:39:49.045

P10 146 C Simon GATES		Suzuki - Team Kawafati					
IDEAL LAP TIME : 1:42.836		BEST LAP TIME : 1:43.443		DIFFERENCE : 0.607			
LAP	SECTOR 1	SECTOR 2	SECTOR 3	LAP TIME	MPH	DIFF	TIME OF DAY
1 -		47.397	25.226	1:52.075	78.16	8.632	15:32:54.785
2 -	33.179	46.257	24.604	1:44.040	84.19	0.597	15:34:38.825
3 -	33.050	45.804	24.694	1:43.548 (2)	84.59	0.105	15:36:22.373
4 -	32.630	45.967	24.846	1:43.443 (1)	84.68		15:38:05.816
5 -	32.428	46.551	24.635	1:43.614 (3)	84.54	0.171	15:39:49.430

P11 13 C Wil GREEN		Suzuki - Faith Fueled Racing					
IDEAL LAP TIME : 1:42.619		BEST LAP TIME : 1:42.619		DIFFERENCE : 0.000			
LAP	SECTOR 1	SECTOR 2	SECTOR 3	LAP TIME	MPH	DIFF	TIME OF DAY
1 -		47.405	25.632	1:51.988	78.22	9.369	15:32:54.698
2 -	33.584	47.029	24.906	1:45.519	83.01	2.900	15:34:40.217
3 -	32.772	46.133	24.705	1:43.610 (3)	84.54	0.991	15:36:23.827
4 -	32.724	46.027	24.624	1:43.375 (2)	84.73	0.756	15:38:07.202
5 -	32.350	45.753	24.516	1:42.619 (1)	85.36		15:39:49.821

P12 171 A Colin CLUNE		Suzuki -					
IDEAL LAP TIME : 1:43.212		BEST LAP TIME : 1:43.574		DIFFERENCE : 0.362			
LAP	SECTOR 1	SECTOR 2	SECTOR 3	LAP TIME	MPH	DIFF	TIME OF DAY
1 -		47.293	25.153	1:52.119	78.12	8.545	15:32:54.829
2 -	33.591	46.361	24.421	1:44.373	83.92	0.799	15:34:39.202
3 -	32.960	46.206	24.560	1:43.726 (3)	84.45	0.152	15:36:22.928
4 -	32.840	46.172	24.562	1:43.574 (1)	84.57		15:38:06.502
5 -	32.619	46.178	24.852	1:43.649 (2)	84.51	0.075	15:39:50.151

P13 117 C Jordan HARRIS		Suzuki - Steve Jordan Motorcycles					
IDEAL LAP TIME : 1:43.234		BEST LAP TIME : 1:43.285		DIFFERENCE : 0.051			
LAP	SECTOR 1	SECTOR 2	SECTOR 3	LAP TIME	MPH	DIFF	TIME OF DAY
1 -		47.460	24.809	1:53.119	77.43	9.834	15:32:55.829
2 -	34.030	46.950	24.252	1:45.232	83.24	1.947	15:34:41.061
3 -	33.821	46.607	24.346	1:44.774 (3)	83.60	1.489	15:36:25.835
4 -	33.293	46.762	24.195	1:44.250 (2)	84.02	0.965	15:38:10.085

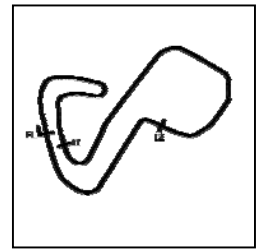
Weather / Track : Overcast / Dry

Brands Hatch GP
Circuit Length = 2.4332 miles
Start: 15:31 Flag 15:39 End: 15:41

BMCRC - MRO Championships 2019 - Rnd 6 @ Brands Hatch GP

BMCRC Thunderbike Sport - A&C

RACE 13 - SECTOR ANALYSIS



SECTOR 1 = FL to I1, SECTOR 2 = I1 to I2, SECTOR 3 = I2 to FL, DIFF = Difference To Personal Best Lap, P = Crossed Finish Line in Pit Lane, D = Time Disallowed

5 - 33.344 45.779 24.162 1:43.285 (1) 84.81 15:39:53.370

P14 45 A Tom STEVENS		Susuki -					
IDEAL LAP TIME : 1:43.687		BEST LAP TIME : 1:43.828		DIFFERENCE : 0.141			
LAP	SECTOR 1	SECTOR 2	SECTOR 3	LAP TIME	MPH	DIFF	TIME OF DAY
1 -		47.426	24.961	1:53.541	77.15	9.713	15:32:56.251
2 -	33.336	46.532	24.863	1:44.731 (2)	83.64	0.903	15:34:40.982
3 -	32.842	47.348	24.610	1:44.800 (3)	83.58	0.972	15:36:25.782
4 -	33.035	46.577	25.369	1:44.981	83.44	1.153	15:38:10.763
5 -	32.545	46.669	24.614	1:43.828 (1)	84.36		15:39:54.591

P15 624 A Matthew FEDRICK (R)		Yamaha - Matthew Fedrick farriers ltd					
IDEAL LAP TIME : 1:44.220		BEST LAP TIME : 1:44.578		DIFFERENCE : 0.358			
LAP	SECTOR 1	SECTOR 2	SECTOR 3	LAP TIME	MPH	DIFF	TIME OF DAY
1 -		47.168	25.366	1:53.050	77.48	8.472	15:32:55.760
2 -	33.560	46.463	24.939	1:44.962	83.45	0.384	15:34:40.722
3 -	33.672	46.321	24.767	1:44.760 (2)	83.61	0.182	15:36:25.482
4 -	33.478	46.248	24.852	1:44.578 (1)	83.76		15:38:10.060
5 -	33.746	46.568	24.494	1:44.808 (3)	83.57	0.230	15:39:54.868

P16 37 A Ricky WOODS		Suzuki - T & S Vehicle Repairs					
IDEAL LAP TIME : 1:45.040		BEST LAP TIME : 1:45.409		DIFFERENCE : 0.369			
LAP	SECTOR 1	SECTOR 2	SECTOR 3	LAP TIME	MPH	DIFF	TIME OF DAY
1 -		47.876	24.930	1:54.376	76.58	8.967	15:32:57.086
2 -	33.177	47.452	24.780	1:45.409 (1)	83.10		15:34:42.495
3 -	34.177	47.083	25.498	1:46.758 (2)	82.05	1.349	15:36:29.253
4 -	34.369	48.073	25.979	1:48.421 (3)	80.79	3.012	15:38:17.674
5 -	34.622	50.152	26.637	1:51.411	78.62	6.002	15:40:09.085

P17 33 A Peter PARAPANOS (R)		Honda -					
IDEAL LAP TIME : 1:47.295		BEST LAP TIME : 1:47.563		DIFFERENCE : 0.268			
LAP	SECTOR 1	SECTOR 2	SECTOR 3	LAP TIME	MPH	DIFF	TIME OF DAY
1 -		48.748	25.185	1:56.051	75.48	8.488	15:32:58.761
2 -	34.750	48.013	25.154	1:47.917 (2)	81.17	0.354	15:34:46.678
3 -	34.807	48.839	25.094	1:48.740 (3)	80.55	1.177	15:36:35.418
4 -	34.852	48.455	25.897	1:49.204	80.21	1.641	15:38:24.622
5 -	34.188	48.216	25.159	1:47.563 (1)	81.43		15:40:12.185

P18 53 A Tim BANWELL (R)		Yamaha -					
IDEAL LAP TIME : 1:47.200		BEST LAP TIME : 1:47.448		DIFFERENCE : 0.248			
LAP	SECTOR 1	SECTOR 2	SECTOR 3	LAP TIME	MPH	DIFF	TIME OF DAY
1 -		48.381	25.305	1:57.214	74.73	9.766	15:32:59.924
2 -	35.078	48.871	25.142	1:49.091	80.29	1.643	15:34:49.015
3 -	34.401	48.692	25.050	1:48.143 (3)	81.00	0.695	15:36:37.158
4 -	34.520	47.749	25.447	1:47.716 (2)	81.32	0.268	15:38:24.874
5 -	34.570	47.793	25.085	1:47.448 (1)	81.52		15:40:12.322

P19 187 A David TREVEIL (R)		Yamaha -					
IDEAL LAP TIME : 1:48.293		BEST LAP TIME : 1:48.293		DIFFERENCE : 0.000			
LAP	SECTOR 1	SECTOR 2	SECTOR 3	LAP TIME	MPH	DIFF	TIME OF DAY
1 -		50.008	25.125	1:59.246	73.45	10.953	15:33:01.956
2 -	35.603	49.265	25.048	1:49.916	79.69	1.623	15:34:51.872
3 -	35.012	48.998	25.049	1:49.059 (2)	80.32	0.766	15:36:40.931
4 -	34.618	48.850	24.825	1:48.293 (1)	80.89		15:38:29.224
5 -	34.834	49.399	25.176	1:49.409 (3)	80.06	1.116	15:40:18.633

Weather / Track : Overcast / Dry

Brands Hatch GP

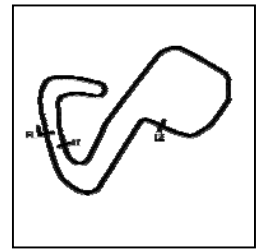
Circuit Length = 2.4332 miles

Start: 15:31 Flag 15:39 End: 15:41

BMCRC - MRO Championships 2019 - Rnd 6 @ Brands Hatch GP

BMCRC Thunderbike Sport - A&C

RACE 13 - SECTOR ANALYSIS



SECTOR 1 = FL to I1, SECTOR 2 = I1 to I2, SECTOR 3 = I2 to FL, DIFF = Difference To Personal Best Lap, P = Crossed Finish Line in Pit Lane, D = Time Disallowed

P20 10 C		Bradley ROBINSON		Kawasaki -			
IDEAL LAP TIME : 1:47.857		BEST LAP TIME : 1:48.226		DIFFERENCE : 0.369			
LAP	SECTOR 1	SECTOR 2	SECTOR 3	LAP TIME	MPH	DIFF	TIME OF DAY
1 -		48.720	25.594	1:56.839	74.97	8.613	15:32:59.549
2 -	34.199	48.275	25.752	1:48.226 (1)	80.94		15:34:47.775
3 -	34.030	49.248	25.879	1:49.157 (2)	80.24	0.931	15:36:36.932
4 -	33.988	50.160	26.740	1:50.888 (3)	78.99	2.662	15:38:27.820
5 -	35.629	51.673	27.129	1:54.431	76.55	6.205	15:40:22.251

P21 101 A		Glen TRIPP (R)		Honda - yaki too racing			
IDEAL LAP TIME : 1:49.724		BEST LAP TIME : 1:50.157		DIFFERENCE : 0.433			
LAP	SECTOR 1	SECTOR 2	SECTOR 3	LAP TIME	MPH	DIFF	TIME OF DAY
1 -		49.815	25.881	1:58.937	73.65	8.780	15:33:01.647
2 -	36.993	49.832	25.646	1:52.471	77.88	2.314	15:34:54.118
3 -	35.699	49.036	25.422	1:50.157 (1)	79.52		15:36:44.275
4 -	35.419	49.298	25.817	1:50.534 (2)	79.25	0.377	15:38:34.809
5 -	35.887	48.883	25.882	1:50.652 (3)	79.16	0.495	15:40:25.461

P22 0 C		Jamie LE MASURIER		NINJA 300 - Pipework Solutions Ltd			
IDEAL LAP TIME : 1:49.666		BEST LAP TIME : 1:50.252		DIFFERENCE : 0.586			
LAP	SECTOR 1	SECTOR 2	SECTOR 3	LAP TIME	MPH	DIFF	TIME OF DAY
1 -		50.926	26.808	2:01.232	72.25	10.980	15:33:03.942
2 -	34.795	49.990	26.802	1:51.587	78.50	1.335	15:34:55.529
3 -	34.727	49.042	26.500	1:50.269 (2)	79.44	0.017	15:36:45.798
4 -	34.196	49.320	26.736	1:50.252 (1)	79.45		15:38:36.050
5 -	34.716	48.970	27.015	1:50.701 (3)	79.13	0.449	15:40:26.751

P23 143 C		Robert DAVIE		Suzuki -			
IDEAL LAP TIME : 1:50.644		BEST LAP TIME : 1:50.773		DIFFERENCE : 0.129			
LAP	SECTOR 1	SECTOR 2	SECTOR 3	LAP TIME	MPH	DIFF	TIME OF DAY
1 -		49.726	26.004	2:01.082	72.34	10.309	15:33:03.792
2 -	36.291	49.543	26.034	1:51.868	78.30	1.095	15:34:55.660
3 -	35.815	49.310	25.999	1:51.124 (2)	78.82	0.351	15:36:46.784
4 -	35.944	48.857	25.972	1:50.773 (1)	79.07		15:38:37.557
5 -	36.133	49.113	26.241	1:51.487 (3)	78.57	0.714	15:40:29.044

P24 40 A		Simon WILKINSON (R)		Suzuki - S P Wilkinson Engineering Ltd			
IDEAL LAP TIME : 1:49.269		BEST LAP TIME : 1:49.269		DIFFERENCE : 0.000			
LAP	SECTOR 1	SECTOR 2	SECTOR 3	LAP TIME	MPH	DIFF	TIME OF DAY
1 -		51.313	26.502	2:03.591	70.87	14.322	15:33:06.301
2 -	35.953	50.042	26.189	1:52.184	78.08	2.915	15:34:58.485
3 -	35.338	49.588	26.089	1:51.015 (3)	78.90	1.746	15:36:49.500
4 -	34.857	49.425	26.142	1:50.424 (2)	79.32	1.155	15:38:39.924
5 -	34.738	48.928	25.603	1:49.269 (1)	80.16		15:40:29.193

P25 113 A		Mark LAWRENCE		Honda - Sarky racing			
IDEAL LAP TIME : 1:52.125		BEST LAP TIME : 1:52.259		DIFFERENCE : 0.134			
LAP	SECTOR 1	SECTOR 2	SECTOR 3	LAP TIME	MPH	DIFF	TIME OF DAY
1 -		52.788	27.690	2:08.006	68.43	15.747	15:33:10.716
2 -	36.458	50.383	27.495	1:54.336	76.61	2.077	15:35:05.052
3 -	36.278	51.194	26.712	1:54.184 (3)	76.71	1.925	15:36:59.236
4 -	35.088	50.517	26.654	1:52.259 (1)	78.03		15:38:51.495
5 -	35.678	50.860	26.684	1:53.222 (2)	77.36	0.963	15:40:44.717

P26 77 A		Joe WHITE (R)		Kawasaki - Just In Graphics / MZ Contracts			
IDEAL LAP TIME : 1:54.688		BEST LAP TIME : 1:54.750		DIFFERENCE : 0.062			
LAP	SECTOR 1	SECTOR 2	SECTOR 3	LAP TIME	MPH	DIFF	TIME OF DAY
1 -							
2 -							
3 -							
4 -							
5 -							

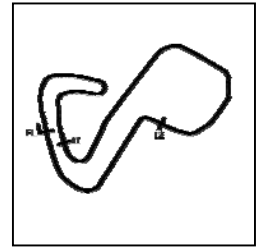
Weather / Track : Overcast / Dry

Brands Hatch GP
Circuit Length = 2.4332 miles
Start: 15:31 Flag 15:39 End: 15:41

BMCRC - MRO Championships 2019 - Rnd 6 @ Brands Hatch GP

BMCRC Thunderbike Sport - A&C

RACE 13 - SECTOR ANALYSIS



SECTOR 1 = FL to I1, SECTOR 2 = I1 to I2, SECTOR 3 = I2 to FL, DIFF = Difference To Personal Best Lap, P = Crossed Finish Line in Pit Lane, D = Time Disallowed

1 -		52.295	27.725	2:06.421	69.29	11.671	15:33:09.131
2 -	37.350	51.737	27.653	1:56.740	75.03	1.990	15:35:05.871
3 -	36.939	51.326	27.750	1:56.015 (3)	75.50	1.265	15:37:01.886
4 -	35.906	51.129	27.715	1:54.750 (1)	76.33		15:38:56.636
5 -	36.441	51.578	27.659	1:55.678 (2)	75.72	0.928	15:40:52.314

P27 196 A Emma PETERSON (R) Yamaha - Plus racing gear, Helmet city Chichester, WG Tyres B
 IDEAL LAP TIME : 1:54.993 BEST LAP TIME : 1:55.516 DIFFERENCE : 0.523

LAP	SECTOR 1	SECTOR 2	SECTOR 3	LAP TIME	MPH	DIFF	TIME OF DAY
1 -		52.691	28.060	2:08.113	68.37	12.597	15:33:10.823
2 -	38.459	52.268	27.608	1:58.335	74.02	2.819	15:35:09.158
3 -	38.175	51.322	27.045	1:56.542 (3)	75.16	1.026	15:37:05.700
4 -	37.817	51.085	27.428	1:56.330 (2)	75.30	0.814	15:39:02.030
5 -	36.877	51.608	27.031	1:55.516 (1)	75.83		15:40:57.546

P28 851 A George PRINOS (R) Ducati - KAPPA PLANNING LTD
 IDEAL LAP TIME : 2:03.819 BEST LAP TIME : 2:05.850 DIFFERENCE : 2.031

LAP	SECTOR 1	SECTOR 2	SECTOR 3	LAP TIME	MPH	DIFF	TIME OF DAY
1 -		55.108	29.103	2:11.998	66.36	6.148	15:33:14.708
2 -	39.785	57.005	29.298	2:06.088 (3)	69.47	0.238	15:35:20.796
3 -	40.204	56.624	29.022	2:05.850 (1)	69.60		15:37:26.646
4 -	39.689	57.319	29.060	2:06.068 (2)	69.48	0.218	15:39:32.714

P29 52 C Gary JARMAN Kawasaki - G & S Motorcycle tyres
 IDEAL LAP TIME : 1:46.176 BEST LAP TIME : 1:46.645 DIFFERENCE : 0.469

LAP	SECTOR 1	SECTOR 2	SECTOR 3	LAP TIME	MPH	DIFF	TIME OF DAY
1 -		48.180	24.838	1:54.785	76.31	8.140	15:32:57.495
2 -	34.078	47.260	25.307	1:46.645 (1)	82.14		15:34:44.140

BMCRC - MRO Championships 2019 - Rnd 6 @ Brands Hatch GP

BMCRC Thunderbike Sport - A&C

RACE 13 - BEST SECTORS

SECTOR 1			SECTOR 2			SECTOR 3			IDEAL / BEST COMPARISON						
POS	NO	NAME	TIME	NO	NAME	TIME	NO	NAME	TIME	POS	NO	NAME	IDEAL	BEST	DIFF
													PERFECT LAP	1:37.138	
1	47	WATSON	30.780	47	WATSON	43.342	47	WATSON	23.016	1	47	WATSON	1:37.138	1:37.658	0.520
2	191	SEATH	30.873	191	SEATH	43.926	191	SEATH	23.358	2	191	SEATH	1:38.157	1:38.157	0.000
3	93	WALLIS	31.738	93	WALLIS	44.096	48	WALLIS	23.419	3	93	WALLIS	1:39.347	1:39.379	0.032
4	48	WALLIS	31.843	48	WALLIS	44.169	93	WALLIS	23.513	4	48	WALLIS	1:39.431	1:39.612	0.181
5	72	MILLER	32.015	54	JAMISON	44.658	72	MILLER	23.583	5	72	MILLER	1:41.220	1:41.574	0.354
6	17	DOWNES (R)	32.113	17	DOWNES (R)	45.500	104	ROBINSON (R)	23.731	6	104	ROBINSON (R)	1:41.669	1:41.669	0.000
7	104	ROBINSON (R)	32.157	72	MILLER	45.622	50	ROBSON	24.138	7	17	DOWNES (R)	1:41.989	1:42.344	0.355
8	50	ROBSON	32.338	13	GREEN	45.753	117	HARRIS	24.162	8	50	ROBSON	1:42.435	1:42.670	0.235
9	13	GREEN	32.350	117	HARRIS	45.779	17	DOWNES (R)	24.376	9	13	GREEN	1:42.619	1:42.619	0.000
10	146	GATES	32.428	104	ROBINSON (R)	45.781	51	BEESLEY	24.396	10	146	GATES	1:42.836	1:43.443	0.607
11	45	STEVENS	32.545	146	GATES	45.804	171	CLUNE	24.421	11	51	BEESLEY	1:43.139	1:43.504	0.365
12	171	CLUNE	32.619	51	BEESLEY	45.813	624	FEDRICK (R)	24.494	12	171	CLUNE	1:43.212	1:43.574	0.362
13	51	BEESLEY	32.930	50	ROBSON	45.959	13	GREEN	24.516	13	117	HARRIS	1:43.234	1:43.285	0.051
14	37	WOODS	33.177	171	CLUNE	46.172	146	GATES	24.604	14	45	STEVENS	1:43.687	1:43.828	0.141
15	117	HARRIS	33.293	624	FEDRICK (R)	46.248	45	STEVENS	24.610	15	624	FEDRICK (R)	1:44.220	1:44.578	0.358
16	624	FEDRICK (R)	33.478	45	STEVENS	46.532	37	WOODS	24.780	16	37	WOODS	1:45.040	1:45.409	0.369
17	10	ROBINSON	33.988	37	WOODS	47.083	187	TREVEIL (R)	24.825	17	52	JARMAN	1:46.176	1:46.645	0.469
18	52	JARMAN	34.078	52	JARMAN	47.260	52	JARMAN	24.838	18	53	BANWELL (R)	1:47.200	1:47.448	0.248
19	33	PARAPANOS (R)	34.188	53	BANWELL (R)	47.749	53	BANWELL (R)	25.050	19	33	PARAPANOS (R)	1:47.295	1:47.563	0.268
20	0	LE MASURIER	34.196	33	PARAPANOS (R)	48.013	33	PARAPANOS (R)	25.094	20	10	ROBINSON	1:47.857	1:48.226	0.369
21	53	BANWELL (R)	34.401	10	ROBINSON	48.275	101	TRIPP (R)	25.422	21	187	TREVEIL (R)	1:48.293	1:48.293	0.000
22	187	TREVEIL (R)	34.618	187	TREVEIL (R)	48.850	10	ROBINSON	25.594	22	40	WILKINSON (R)	1:49.269	1:49.269	0.000
23	40	WILKINSON (R)	34.738	143	DAVIE	48.857	40	WILKINSON (R)	25.603	23	0	LE MASURIER	1:49.666	1:50.252	0.586
24	113	LAWRENCE	35.088	101	TRIPP (R)	48.883	143	DAVIE	25.972	24	101	TRIPP (R)	1:49.724	1:50.157	0.433
25	101	TRIPP (R)	35.419	40	WILKINSON (R)	48.928	0	LE MASURIER	26.500	25	143	DAVIE	1:50.644	1:50.773	0.129
26	143	DAVIE	35.815	0	LE MASURIER	48.970	113	LAWRENCE	26.654	26	113	LAWRENCE	1:52.125	1:52.259	0.134
27	77	WHITE (R)	35.906	113	LAWRENCE	50.383	196	PETERSON (R)	27.031	27	77	WHITE (R)	1:54.688	1:54.750	0.062
28	196	PETERSON (R)	36.877	196	PETERSON (R)	51.085	77	WHITE (R)	27.653	28	196	PETERSON (R)	1:54.993	1:55.516	0.523
29	851	PRINOS (R)	39.689	77	WHITE (R)	51.129	851	PRINOS (R)	29.022	29	851	PRINOS (R)	2:03.819	2:05.850	2.031
30				851	PRINOS (R)	55.108									

Weather / Track : Overcast / Dry

Results can be found at www.tsl-timing.com

Brands Hatch GP

Circuit Length = 2.4332 miles

Start: 15:31 Flag 15:39 End: 15:41

Printed - 15:42 Sunday, 14 July 2019