



THUNDERSPORT GP2 SUPERTWINS & STOCKTWINS

Snetterton 200 Circuit

27th / 28th April 2019



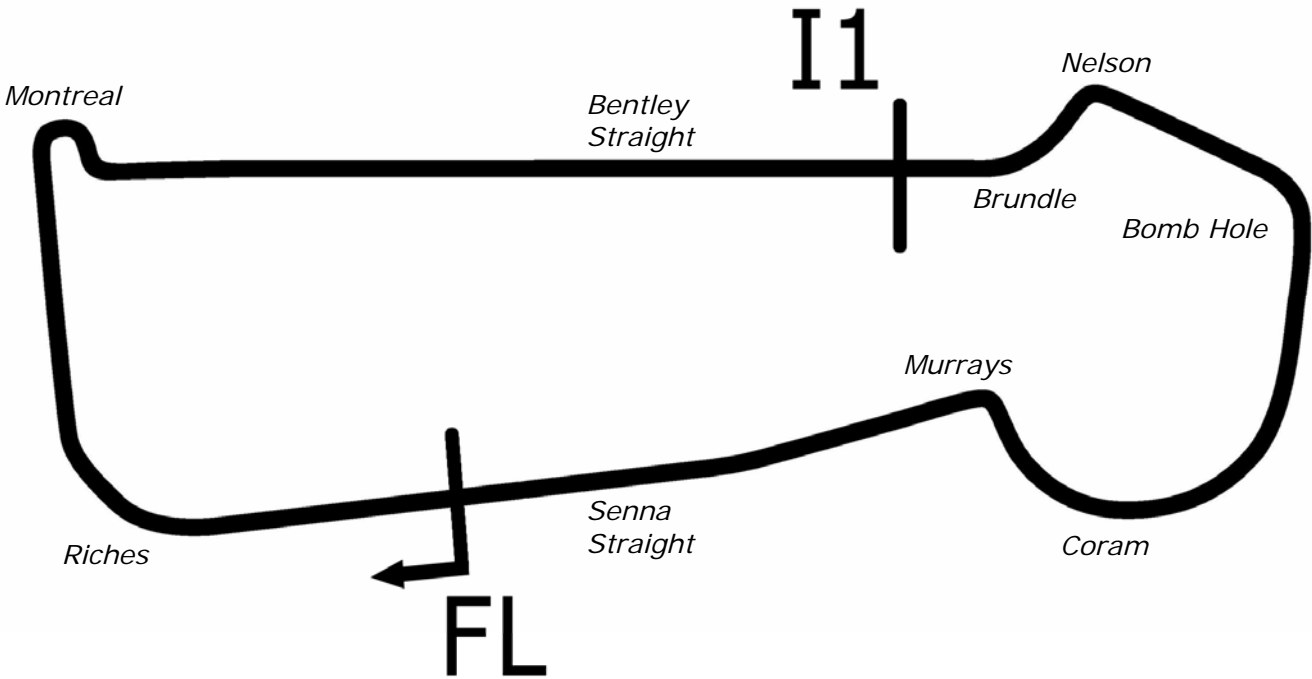
Results Provided by Timing Solutions Ltd
www.tsl-timing.com

Snetterton 200



SPORTS TIMING

TIMING SOLUTIONS LTD



Length	1.9840 miles	3193.0 m	
FL		52.46340 N	0.94476 E
I1	1612m	52.46617 N	0.94964 E
Pit Entry	2987m	52.46364 N	0.94774 E
Pit Exit	40m after FL	52.46338 N	0.94420 E
Pit Entry–Pit Exit 246m, 14.7s @60kph, 11.0s @80kph			

All results available at www.tsl-timing.com

Thundersport GB Championships 2019 - Rnd 2 @ Snetterton



Thundersport GP2 Supertwins & Stocktwins



QUALIFYING - CLASSIFICATION

POS	NO	CL	PIC NAME	ENTRY	TIME	ON	LAPS	GAP	DIFF	MPH
1	34	GP2	1 Jonathan PERRY	Kawasaki - Gordon Huxley Racing	1:27.353	10	10			81.76
2	76	GP2	2 Jacque FOLEY	Kramer - Rustic Racing	1:28.162	9	9	0.809	0.809	81.01
3	64	ST	1 Liam BASSETT	Suzuki - Liam Bassett Racing	1:28.502	10	10	1.149	0.340	80.70
4	59	ST	2 Alberto SOLERA	Suzuki - Solera Sport	1:28.655	9	9	1.302	0.153	80.56
5	96	GP2	3 Neil GREGORY	Ducati - Knight Road Racing	1:29.565	10	10	2.212	0.910	79.74
6	33	ST	3 Taylor ROSE	Suzuki - Taylor Rose Racing	1:30.560	10	10	3.207	0.995	78.87
7	111	ST	4 Ryan FOLKES	Suzuki - Folkes Racing	1:31.093	10	10	3.740	0.533	78.40
8	616	GP2	4 Craig SZCZYPEK	Suzuki - 2Zs Racing	1:31.268	6	7	3.915	0.175	78.25
9	5	ST	5 Will YOUNG	Suzuki - British Army Race Team	1:31.815	10	10	4.462	0.547	77.79
10	2	GP2	5 Roddy TAYLOR	Suzuki - Roddy Taylor Racing	1:32.551	7	10	5.198	0.736	77.17
11	164	Cup	1 Joe DUGGAN	Kawasaki - M&S Performance	1:34.805	9	9	7.452	2.254	75.33
12	73	GP2	6 Vincent LEWIN	Suzuki - VinitwinRacing.co.uk	1:34.945	9	9	7.592	0.140	75.22
13	55	ST	6 Ben RAINBOW	Suzuki - RAF MSA	1:35.972	8	9	8.619	1.027	74.42
14	171	Cup	2 Zak SHELTON	Kawasaki - M&S Performance	1:36.137	8	8	8.784	0.165	74.29
15	29	ST	7 James ALDER	Suzuki - British Army Race Team	1:37.881	3	3	10.528	1.744	72.97
16	48	GP2	7 Michael REES	Kawasaki - Rees Racing	1:38.637	7	7	11.284	0.756	72.41
17	8	Cup	3 Harris BEECH	Yamaha - Batham Racing	1:41.614	4	5	14.261	2.977	70.29
18	54	ST	8 Thomas FOSTER	Suzuki - Foster Racing	1:43.314	2	3	15.961	1.700	69.13
19	4	ST	9 Andrew CASTLE	Suzuki - RAF MSA	1:47.229	7	7	19.876	3.915	66.61
20	81	ST	10 Luke TERRY	Suzuki - RNRMRRT	1:52.730	2	2	25.377	5.501	63.35
21	87	GP2	8 Jamie EDWARDS	Suzuki - Slidesports			0			

Weather / Track : Cloudy / Dry

These results are provisional until the conclusion of any judicial and technical matters.

Snetterton 200

Circuit Length = 1.9840 miles

Start: 09:57 Flag 10:11 End: 10:14

Clerk Of Course :

Timekeeper :

Results can be found at www.tsl-timing.com

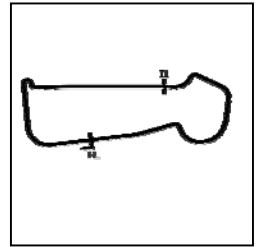
Printed - 10:20 Saturday, 27 April 2019



Thundersport GB Championships 2019 - Rnd 2 @ Snetterton

Thundersport GP2 Supertwins & Stocktwins

QUALIFYING - SECTOR ANALYSIS



SECTOR 1 = FL to I1, SECTOR 2 = I1 to FL, DIFF = Difference To Personal Best Lap, P = Crossed Finish Line in Pit Lane, D = Time Disallowed

P1 34 GP2		Jonathan PERRY		Kawasaki - Gordon Huxley Racing			
IDEAL LAP TIME : 1:27.353		BEST LAP TIME : 1:27.353		DIFFERENCE : 0.000			
LAP	SECTOR 1	SECTOR 2		LAP TIME	MPH	DIFF	TIME OF DAY
1 -	49.617	57.602	118.5	1:47.219	66.61	19.866	09:59:28.950
2 -	45.742	51.904	118.7	1:37.646	73.14	10.293	10:01:06.596
3 -	43.801	49.636	120.0	1:33.437	76.44	6.084	10:02:40.033
4 -	41.913	49.924	122.4	1:31.837	77.77	4.484	10:04:11.870
5 -	42.199	49.537	123.8	1:31.736	77.85	4.383	10:05:43.606
6 -	41.945	49.821	123.8	1:31.766	77.83	4.413	10:07:15.372
7 -	41.352	49.084	123.8	1:30.436	78.97	3.083	10:08:45.808
8 -	41.350	48.208	124.0	1:29.558 (3)	79.75	2.205	10:10:15.366
9 -	40.957	47.593	124.0	1:28.550 (2)	80.66	1.197	10:11:43.916
10 -	40.246	47.107	122.6	1:27.353 (1)	81.76		10:13:11.269

P2 76 GP2		Jacque FOLEY		Kramer - Rustic Racing			
IDEAL LAP TIME : 1:28.162		BEST LAP TIME : 1:28.162		DIFFERENCE : 0.000			
LAP	SECTOR 1	SECTOR 2		LAP TIME	MPH	DIFF	TIME OF DAY
1 -	50.453	57.855	114.9	1:48.308	65.94	20.146	09:59:34.788
2 -	47.279	54.897	116.3	1:42.176	69.90	14.014	10:01:16.964
3 -	45.262	51.988	115.5	1:37.250	73.44	9.088	10:02:54.214
4 -	43.601	51.616	116.9	1:35.217	75.01	7.055	10:04:29.431
5 -	43.824	51.596	116.1	1:35.420	74.85	7.258	10:06:04.851
6 -	42.956	49.696	116.7	1:32.652	77.08	4.490	10:07:37.503
7 -	42.174	49.099	119.1	1:31.273 (3)	78.25	3.111	10:09:08.776
8 -	41.376	47.883	117.9	1:29.259 (2)	80.02	1.097	10:10:38.035
9 -	40.488	47.674	116.7	1:28.162 (1)	81.01		10:12:06.197

P3 64 ST		Liam BASSETT		Suzuki - Liam Bassett Racing			
IDEAL LAP TIME : 1:28.502		BEST LAP TIME : 1:28.502		DIFFERENCE : 0.000			
LAP	SECTOR 1	SECTOR 2		LAP TIME	MPH	DIFF	TIME OF DAY
1 -	47.651	55.341	107.2	1:42.992	69.35	14.490	09:58:57.144
2 -	45.155	51.615	109.8	1:36.770	73.80	8.268	10:00:33.914
3 -	44.299	1:05.525	109.6	1:49.824	65.03	21.322	10:02:23.738
4 -	42.773	50.839	111.6	1:33.612	76.29	5.110	10:03:57.350
5 -	42.640	49.476	111.8	1:32.116	77.53	3.614	10:05:29.466
6 -	42.166	49.412	110.9	1:31.578 (3)	77.99	3.076	10:07:01.044
7 -	42.224	56.582	110.3	1:38.806	72.28	10.304	10:08:39.850
8 -	41.735	50.146	109.2	1:31.881	77.73	3.379	10:10:11.731
9 -	41.441	48.041	108.7	1:29.482 (2)	79.82	0.980	10:11:41.213
10 -	40.745	47.757	110.0	1:28.502 (1)	80.70		10:13:09.715

P4 59 ST		Alberto SOLERA		Suzuki - Solera Sport			
IDEAL LAP TIME : 1:28.629		BEST LAP TIME : 1:28.655		DIFFERENCE : 0.026			
LAP	SECTOR 1	SECTOR 2		LAP TIME	MPH	DIFF	TIME OF DAY
1 -	48.133	54.649	109.8	1:42.782	69.49	14.127	09:58:55.767
2 -	45.080	51.034	110.7	1:36.114	74.31	7.459	10:00:31.881
3 -	42.329	49.116	110.1	1:31.445	78.10	2.790	10:02:03.326
4 -	41.688	48.850	111.1	1:30.538	78.88	1.883	10:03:33.864
5 -	41.705	48.691	110.9	1:30.396	79.01	1.741	10:05:04.260
6 -	41.586	48.183	112.0	1:29.769 (2)	79.56	1.114	10:06:34.029
7 -	41.170	48.995	112.4	1:30.165 (3)	79.21	1.510	10:08:04.194
8 -	42.703	48.067	112.4	1:30.770	78.68	2.115	10:09:34.964
9 -	41.196	47.459	112.0	1:28.655 (1)	80.56		10:11:03.619

P5 96 GP2		Neil GREGORY		Ducati - Knight Road Racing			
IDEAL LAP TIME : 1:29.565		BEST LAP TIME : 1:29.565		DIFFERENCE : 0.000			
LAP	SECTOR 1	SECTOR 2		LAP TIME	MPH	DIFF	TIME OF DAY
1 -	48.435	53.681	110.5	1:42.116	69.94	12.551	09:58:57.487
2 -	45.354	51.068	113.7	1:36.422	74.07	6.857	10:00:33.909

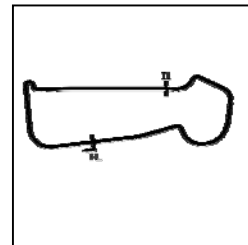
Weather / Track : Overcast / Damp

Snetterton 200
Circuit Length = 1.9840 miles
Start: 09:57 Flag 10:11 End: 10:14

Thundersport GB Championships 2019 - Rnd 2 @ Snetterton

Thundersport GP2 Supertwins & Stocktwins

QUALIFYING - SECTOR ANALYSIS



SECTOR 1 = FL to I1, SECTOR 2 = I1 to FL, DIFF = Difference To Personal Best Lap, P = Crossed Finish Line in Pit Lane, D = Time Disallowed

3 -	43.686	51.117	110.0	1:34.803	75.34	5.238	10:02:08.712
4 -	44.136	51.515	110.0	1:35.651	74.67	6.086	10:03:44.363
5 -	43.869	50.308	109.2	1:34.177	75.84	4.612	10:05:18.540
6 -	43.755	49.471	112.5	1:33.226	76.61	3.661	10:06:51.766
7 -	43.224	49.026	113.1	1:32.250	77.42	2.685	10:08:24.016
8 -	42.735	48.951	112.7	1:31.686 (3)	77.90	2.121	10:09:55.702
9 -	42.328	49.095	110.3	1:31.423 (2)	78.12	1.858	10:11:27.125
10 -	42.110	47.455	111.1	1:29.565 (1)	79.74		10:12:56.690

P6 33 ST Taylor ROSE			Suzuki - Taylor Rose Racing				
IDEAL LAP TIME : 1:30.306		BEST LAP TIME : 1:30.560		DIFFERENCE : 0.254			
LAP	SECTOR 1	SECTOR 2	LAP TIME	MPH	DIFF	TIME OF DAY	
1 -	50.028	56.047	110.3	1:46.075	67.33	15.515	09:59:03.174
2 -	45.911	54.011	112.4	1:39.922	71.48	9.362	10:00:43.096
3 -	45.400	52.107	111.8	1:37.507	73.25	6.947	10:02:20.603
4 -	44.577	51.376	110.3	1:35.953	74.43	5.393	10:03:56.556
5 -	42.575	49.303	114.7	1:31.878	77.73	1.318	10:05:28.434
6 -	41.835	49.184	115.3	1:31.019 (2)	78.47	0.459	10:06:59.453
7 -	42.789	48.939	112.5	1:31.728	77.86	1.168	10:08:31.181
8 -	43.306	49.575	112.2	1:32.881	76.89	2.321	10:10:04.062
9 -	42.630	48.793	111.1	1:31.423 (3)	78.12	0.863	10:11:35.485
10 -	42.089	48.471	112.4	1:30.560 (1)	78.87		10:13:06.045

P7 111 ST Ryan FOLKES			Suzuki - Folkes Racing				
IDEAL LAP TIME : 1:30.744		BEST LAP TIME : 1:31.093		DIFFERENCE : 0.349			
LAP	SECTOR 1	SECTOR 2	LAP TIME	MPH	DIFF	TIME OF DAY	
1 -	50.541	57.073	108.7	1:47.614	66.37	16.521	09:59:08.778
2 -	46.378	54.755	116.7	1:41.133	70.62	10.040	10:00:49.911
3 -	44.223	54.019	112.2	1:38.242	72.70	7.149	10:02:28.153
4 -	45.128	51.883	113.7	1:37.011	73.62	5.918	10:04:05.164
5 -	43.877	51.373	111.2	1:35.250	74.98	4.157	10:05:40.414
6 -	44.850	50.367	115.3	1:35.217	75.01	4.124	10:07:15.631
7 -	42.276	49.177	115.5	1:31.453 (2)	78.10	0.360	10:08:47.084
8 -	42.177	52.107	113.5	1:34.284	75.75	3.191	10:10:21.368
9 -	43.014	48.926	113.7	1:31.940 (3)	77.68	0.847	10:11:53.308
10 -	42.526	48.567	112.2	1:31.093 (1)	78.40		10:13:24.401

P8 616 GP2 Craig SZCZYPEK			Suzuki - 2Zs Racing				
IDEAL LAP TIME : 1:31.051		BEST LAP TIME : 1:31.268		DIFFERENCE : 0.217			
LAP	SECTOR 1	SECTOR 2	LAP TIME	MPH	DIFF	TIME OF DAY	
1 -	50.314	57.950	110.9	1:48.264	65.97	16.996	09:59:02.547
2 -	46.273	54.403	114.3	1:40.676	70.94	9.408	10:00:43.223
3 -	45.260	52.405	114.5	1:37.665	73.13	6.397	10:02:20.888
4 -	44.733	50.899	115.7	1:35.632	74.68	4.364	10:03:56.520
5 -	42.220	49.136	114.7	1:31.356 (2)	78.18	0.088	10:05:27.876
6 -	41.915	49.353	113.9	1:31.268 (1)	78.25		10:06:59.144
7 -	43.833	51.130	114.9	1:34.963 (3)	75.21	3.695	10:08:34.107

P9 5 ST Will YOUNG			Suzuki - British Army Race Team				
IDEAL LAP TIME : 1:31.815		BEST LAP TIME : 1:31.815		DIFFERENCE : 0.000			
LAP	SECTOR 1	SECTOR 2	LAP TIME	MPH	DIFF	TIME OF DAY	
1 -	49.993	56.707	104.8	1:46.700	66.94	14.885	09:59:09.597
2 -	47.045	55.170	106.5	1:42.215	69.87	10.400	10:00:51.812
3 -	46.376	52.773	106.1	1:39.149	72.03	7.334	10:02:30.961
4 -	45.472	51.941	107.5	1:37.413	73.32	5.598	10:04:08.374
5 -	44.537	51.203	107.7	1:35.740	74.60	3.925	10:05:44.114
6 -	43.905	49.673	110.1	1:33.578	76.32	1.763	10:07:17.692
7 -	44.090	49.695	108.7	1:33.785	76.15	1.970	10:08:51.477
8 -	43.301	49.902	107.7	1:33.203 (3)	76.63	1.388	10:10:24.680
9 -	42.860	49.819	108.4	1:32.679 (2)	77.06	0.864	10:11:57.359

Weather / Track : Overcast / Damp

Snetterton 200

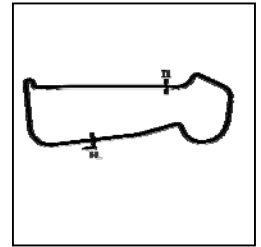
Circuit Length = 1.9840 miles

Start: 09:57 Flag 10:11 End: 10:14

Thundersport GB Championships 2019 - Rnd 2 @ Snetterton

Thundersport GP2 Supertwins & Stocktwins

QUALIFYING - SECTOR ANALYSIS



SECTOR 1 = FL to I1, SECTOR 2 = I1 to FL, DIFF = Difference To Personal Best Lap, P = Crossed Finish Line in Pit Lane, D = Time Disallowed

10 - **42.522** **49.293** 106.6 **1:31.815 (1)** **77.79** **10:13:29.174**

P10 2 GP2 Roddy TAYLOR				Suzuki - Roddy Taylor Racing			
IDEAL LAP TIME : 1:32.278		BEST LAP TIME : 1:32.551		DIFFERENCE : 0.273			
LAP	SECTOR 1	SECTOR 2		LAP TIME	MPH	DIFF	TIME OF DAY
1 -	48.589	57.139	113.1	1:45.728	67.55	13.177	09:59:02.147
2 -	46.005	59.947	114.1	1:45.952	67.41	13.401	10:00:48.099
3 -	45.419	54.492	114.1	1:39.911	71.48	7.360	10:02:28.010
4 -	44.619	52.272	114.3	1:36.891	73.71	4.340	10:04:04.901
5 -	43.930	50.600	115.1	1:34.530	75.55	1.979	10:05:39.431
6 -	43.448	50.256	114.7	1:33.704	76.22	1.153	10:07:13.135
7 -	42.872	49.679	115.7	1:32.551 (1)	77.17		10:08:45.686
8 -	43.261	50.268	115.5	1:33.529 (3)	76.36	0.978	10:10:19.215
9 -	45.854	51.211	115.1	1:37.065	73.58	4.514	10:11:56.280
10 -	42.599	50.120	112.9	1:32.719 (2)	77.03	0.168	10:13:28.999

P11 164 Cup Joe DUGGAN				Kawasaki - M&S Performance			
IDEAL LAP TIME : 1:34.430		BEST LAP TIME : 1:34.805		DIFFERENCE : 0.375			
LAP	SECTOR 1	SECTOR 2		LAP TIME	MPH	DIFF	TIME OF DAY
1 -	50.217	55.364	94.2	1:45.581	67.64	10.776	10:00:08.524
2 -	46.637	51.789	92.6	1:38.426	72.56	3.621	10:01:46.950
3 -	44.865	50.869	95.4	1:35.734	74.60	0.929	10:03:22.684
4 -	44.955	51.682	95.7	1:36.637	73.91	1.832	10:04:59.321
5 -	44.728	50.986	96.4	1:35.714 (3)	74.62	0.909	10:06:35.035
6 -	44.617	53.314	97.3	1:37.931	72.93	3.126	10:08:12.966
7 -	44.562	52.032	95.8	1:36.594	73.94	1.789	10:09:49.560
8 -	45.012	49.930	95.5	1:34.942 (2)	75.23	0.137	10:11:24.502
9 -	44.500	50.305	96.4	1:34.805 (1)	75.33		10:12:59.307

P12 73 GP2 Vincent LEWIN				Suzuki - VinitwinRacing.co.uk			
IDEAL LAP TIME : 1:34.945		BEST LAP TIME : 1:34.945		DIFFERENCE : 0.000			
LAP	SECTOR 1	SECTOR 2		LAP TIME	MPH	DIFF	TIME OF DAY
1 -	52.990	59.636	114.1	1:52.626	63.41	17.681	09:59:37.800
2 -	47.974	56.674	114.7	1:44.648	68.25	9.703	10:01:22.448
3 -	46.182	55.620	114.7	1:41.802	70.16	6.857	10:03:04.250
4 -	44.638	52.951	114.3	1:37.589	73.18	2.644	10:04:41.839
5 -	45.005	53.483	113.9	1:38.488	72.52	3.543	10:06:20.327
6 -	43.990	51.347	114.3	1:35.337 (3)	74.91	0.392	10:07:55.664
7 -	44.023	52.994	112.2	1:37.017	73.62	2.072	10:09:32.681
8 -	43.655	51.529	113.3	1:35.184 (2)	75.03	0.239	10:11:07.865
9 -	43.638	51.307	113.5	1:34.945 (1)	75.22		10:12:42.810

P13 55 ST Ben RAINBOW				Suzuki - RAF MSA			
IDEAL LAP TIME : 1:35.412		BEST LAP TIME : 1:35.972		DIFFERENCE : 0.560			
LAP	SECTOR 1	SECTOR 2		LAP TIME	MPH	DIFF	TIME OF DAY
1 -	55.817	1:01.097	107.3	1:56.914	61.09	20.942	09:59:17.213
2 -	49.266	57.141	108.4	1:46.407	67.12	10.435	10:01:03.620
3 -	47.799	54.386	108.9	1:42.185	69.89	6.213	10:02:45.805
4 -	47.897	55.031	107.2	1:42.928	69.39	6.956	10:04:28.733
5 -	46.710	53.315	108.4	1:40.025	71.40	4.053	10:06:08.758
6 -	45.721	52.611	108.7	1:38.332	72.63	2.360	10:07:47.090
7 -	45.651	51.304	109.4	1:36.955 (3)	73.66	0.983	10:09:24.045
8 -	44.108	51.864	109.2	1:35.972 (1)	74.42		10:11:00.017
9 -	44.148	52.435	106.3	1:36.583 (2)	73.95	0.611	10:12:36.600

P14 171 Cup Zak SHELTON				Kawasaki - M&S Performance			
IDEAL LAP TIME : 1:36.137		BEST LAP TIME : 1:36.137		DIFFERENCE : 0.000			
LAP	SECTOR 1	SECTOR 2		LAP TIME	MPH	DIFF	TIME OF DAY
1 -	53.865	58.525	100.7	1:52.390	63.55	16.253	10:00:35.670

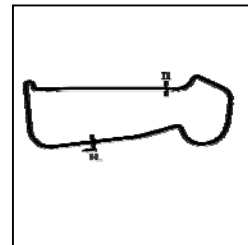
Weather / Track : Overcast / Damp

Snetterton 200
Circuit Length = 1.9840 miles
Start: 09:57 Flag 10:11 End: 10:14

Thundersport GB Championships 2019 - Rnd 2 @ Snetterton

Thundersport GP2 Supertwins & Stocktwins

QUALIFYING - SECTOR ANALYSIS



SECTOR 1 = FL to I1, SECTOR 2 = I1 to FL, DIFF = Difference To Personal Best Lap, P = Crossed Finish Line in Pit Lane, D = Time Disallowed

2 -	48.970	55.386	99.8	1:44.356	68.44	8.219	10:02:20.026
3 -	46.876	53.405	101.6	1:40.281	71.22	4.144	10:04:00.307
4 -	45.727	52.884	101.8	1:38.611	72.43	2.474	10:05:38.918
5 -	45.971	52.475	104.3	1:38.446	72.55	2.309	10:07:17.364
6 -	45.733	51.973	103.2	1:37.706 (3)	73.10	1.569	10:08:55.070
7 -	45.522	51.686	101.0	1:37.208 (2)	73.47	1.071	10:10:32.278
8 -	45.246	50.891	101.9	1:36.137 (1)	74.29		10:12:08.415

P15 29 ST James ALDER		Suzuki - British Army Race Team					
IDEAL LAP TIME : 1:37.881		BEST LAP TIME : 1:37.881		DIFFERENCE : 0.000			
LAP	SECTOR 1	SECTOR 2		LAP TIME	MPH	DIFF	TIME OF DAY
1 -	49.341	57.087	108.7	1:46.428 (3)	67.11	8.547	09:59:10.453
2 -	46.305	54.961	109.1	1:41.266 (2)	70.53	3.385	10:00:51.719
3 -	44.534	53.347	109.2	1:37.881 (1)	72.97		10:02:29.600

P16 48 GP2 Michael REES		Kawasaki - Rees Racing					
IDEAL LAP TIME : 1:38.378		BEST LAP TIME : 1:38.637		DIFFERENCE : 0.259			
LAP	SECTOR 1	SECTOR 2		LAP TIME	MPH	DIFF	TIME OF DAY
1 -	54.466	1:06.262	117.5	2:00.728	59.16	22.091	09:59:29.792
2 -	48.516	1:01.073	120.4	1:49.589	65.17	10.952	10:01:19.381
3 -	48.083	1:00.995	120.6	1:49.078	65.48	10.441	10:03:08.459
4 -	47.032	56.755	122.0	1:43.787	68.81	5.150	10:04:52.246
5 -	45.074	54.602	122.0	1:39.676 (3)	71.65	1.039	10:06:31.922
6 -	44.780	54.150	122.9	1:38.930 (2)	72.19	0.293	10:08:10.852
7 -	45.039	53.598	123.5	1:38.637 (1)	72.41		10:09:49.489

P17 8 Cup Harris BEECH		Yamaha - Batham Racing					
IDEAL LAP TIME : 1:41.593		BEST LAP TIME : 1:41.614		DIFFERENCE : 0.021			
LAP	SECTOR 1	SECTOR 2		LAP TIME	MPH	DIFF	TIME OF DAY
1 -	51.160	59.446	94.5	1:50.606 (3)	64.57	8.992	09:59:27.356
2 -	48.839	IN PIT		3:22.843 P	35.21	1:41.229	10:02:50.199
3 -	OUTLAP	55.484	95.5	1:49.451	65.25	7.837	10:04:39.650
4 -	47.047	54.567	96.4	1:41.614 (1)	70.29		10:06:21.264
5 -	47.098	54.546	96.4	1:41.644 (2)	70.27	0.030	10:08:02.908

P18 54 ST Thomas FOSTER		Suzuki - Foster Racing					
IDEAL LAP TIME : 1:42.205		BEST LAP TIME : 1:43.314		DIFFERENCE : 1.109			
LAP	SECTOR 1	SECTOR 2		LAP TIME	MPH	DIFF	TIME OF DAY
1 -	50.632	57.902	107.2	1:48.534 (3)	65.80	5.220	09:59:06.478
2 -	47.654	55.660	111.8	1:43.314 (1)	69.13		10:00:49.792
3 -	47.840	55.858	110.3	1:43.698 (2)	68.87	0.384	10:02:33.490

P19 4 ST Andrew CASTLE		Suzuki - RAF MSA					
IDEAL LAP TIME : 1:46.718		BEST LAP TIME : 1:47.229		DIFFERENCE : 0.511			
LAP	SECTOR 1	SECTOR 2		LAP TIME	MPH	DIFF	TIME OF DAY
1 -	52.847	1:02.924	98.2	1:55.771	61.69	8.542	09:59:19.639
2 -	51.048	1:00.360	98.6	1:51.408	64.11	4.179	10:01:11.047
3 -	51.653	1:00.271	99.7	1:51.924	63.81	4.695	10:03:02.971
4 -	51.258	58.767	98.6	1:50.025	64.91	2.796	10:04:52.996
5 -	49.499	58.366	96.2	1:47.865 (2)	66.21	0.636	10:06:40.861
6 -	50.306	57.866	99.5	1:48.172 (3)	66.02	0.943	10:08:29.033
7 -	49.141	58.088	104.3	1:47.229 (1)	66.61		10:10:16.262

P20 81 ST Luke TERRY		Suzuki - RNRMRRT					
IDEAL LAP TIME : 1:52.349		BEST LAP TIME : 1:52.730		DIFFERENCE : 0.381			
LAP	SECTOR 1	SECTOR 2		LAP TIME	MPH	DIFF	TIME OF DAY
1 -	52.119	1:05.137	106.1	1:57.256 (2)	60.91	4.526	09:59:22.926
2 -	52.136	1:00.594	106.0	1:52.730 (1)	63.35		10:01:15.656

Weather / Track : Overcast / Damp

Snetterton 200
Circuit Length = 1.9840 miles
Start: 09:57 Flag 10:11 End: 10:14

Thundersport GB Championships 2019 - Rnd 2 @ Snetterton

Thundersport GP2 Supertwins & Stocktwins

QUALIFYING - BEST SECTORS

SECTOR 1			SECTOR 2			IDEAL / BEST COMPARISON						
POS	NO	NAME	TIME	NO	NAME	TIME	POS	NO	NAME	IDEAL	BEST	DIFF
									PERFECT LAP	1:27.353		
1	34	PERRY	40.246	34	PERRY	47.107	1	34	PERRY	1:27.353	1:27.353	0.000
2	76	FOLEY	40.488	96	GREGORY	47.455	2	76	FOLEY	1:28.162	1:28.162	0.000
3	64	BASSETT	40.745	59	SOLERA	47.459	3	64	BASSETT	1:28.502	1:28.502	0.000
4	59	SOLERA	41.170	76	FOLEY	47.674	4	59	SOLERA	1:28.629	1:28.655	0.026
5	33	ROSE	41.835	64	BASSETT	47.757	5	96	GREGORY	1:29.565	1:29.565	0.000
6	616	SZCZYPEK	41.915	33	ROSE	48.471	6	33	ROSE	1:30.306	1:30.560	0.254
7	96	GREGORY	42.110	111	FOLKES	48.567	7	111	FOLKES	1:30.744	1:31.093	0.349
8	111	FOLKES	42.177	616	SZCZYPEK	49.136	8	616	SZCZYPEK	1:31.051	1:31.268	0.217
9	5	YOUNG	42.522	5	YOUNG	49.293	9	5	YOUNG	1:31.815	1:31.815	0.000
10	2	TAYLOR	42.599	2	TAYLOR	49.679	10	2	TAYLOR	1:32.278	1:32.551	0.273
11	73	LEWIN	43.638	164	DUGGAN	49.930	11	164	DUGGAN	1:34.430	1:34.805	0.375
12	55	RAINBOW	44.108	171	SHELTON	50.891	12	73	LEWIN	1:34.945	1:34.945	0.000
13	164	DUGGAN	44.500	55	RAINBOW	51.304	13	55	RAINBOW	1:35.412	1:35.972	0.560
14	29	ALDER	44.534	73	LEWIN	51.307	14	171	SHELTON	1:36.137	1:36.137	0.000
15	48	REES	44.780	29	ALDER	53.347	15	29	ALDER	1:37.881	1:37.881	0.000
16	171	SHELTON	45.246	48	REES	53.598	16	48	REES	1:38.378	1:38.637	0.259
17	87	EDWARDS	45.365	8	BEECH	54.546	17	8	BEECH	1:41.593	1:41.614	0.021
18	54	FOSTER	46.545	54	FOSTER	55.660	18	54	FOSTER	1:42.205	1:43.314	1.109
19	8	BEECH	47.047	4	CASTLE	57.866	19	4	CASTLE	1:46.718	1:47.229	0.511
20	4	CASTLE	48.852	81	TERRY	1:00.594	20	81	TERRY	1:52.349	1:52.730	0.381
21	81	TERRY	51.755									

Thundersport GB Championships 2019 - Rnd 2 @ Snetterton

Thundersport GP2 Supertwins & Stocktwins

QUALIFYING - BEST SPEEDS

POS	INTERMEDIATE 1		INTERMEDIATE 2		FINISH LINE		
	NO	NAME	MPH	NO	NAME	MPH	
1					34	PERRY	124.0
2					48	REES	123.5
3					76	FOLEY	119.1
4					111	FOLKES	116.7
5					616	SZCZYPEK	115.7
6					2	TAYLOR	115.7
7					33	ROSE	115.3
8					73	LEWIN	114.7
9					96	GREGORY	113.7
10					59	SOLERA	112.4
11					64	BASSETT	111.8
12					54	FOSTER	111.8
13					5	YOUNG	110.1
14					55	RAINBOW	109.4
15					29	ALDER	109.2
16					81	TERRY	106.1
17					171	SHELTON	104.3
18					4	CASTLE	104.3
19					87	EDWARDS	100.6
20					164	DUGGAN	97.3
21					8	BEECH	96.4

Weather / Track : Overcast / Damp

Results can be found at www.tsl-timing.com

Snetterton 200
Circuit Length = 1.9840 miles
Start: 09:57 Flag 10:11 End: 10:14

Printed - 11:09 Saturday, 27 April 2019

Thundersport GB Championships 2019 - Rnd 2 @ Snetterton

Thundersport GP2 Supertwins & Stocktwins

QUALIFYING - STATISTICS

Competitors Started 21
Planned Start 2019-04-27 @ 09:57:00.000
Actual Start 2019-04-27 @ 09:57:01.407
Finish Time 2019-04-27 @ 10:11:58.006
Track Length 1.9840mi.
Total Laps 157
Total Distance Covered 311.4940mi.

Session Fastest Lap History

NO	CL	NAME	LAP TIME	TIME OF DAY	LAP	VEHICLE
59	ST	Alberto SOLERA	1:42.782	09:58:55.780	1	Suzuki
96	GP2	Neil GREGORY	1:42.116	09:58:57.497	1	Ducati
59	ST	Alberto SOLERA	1:36.114	10:00:31.893	2	Suzuki
59	ST	Alberto SOLERA	1:31.445	10:02:03.339	3	Suzuki
59	ST	Alberto SOLERA	1:30.538	10:03:33.876	4	Suzuki
59	ST	Alberto SOLERA	1:30.396	10:05:04.273	5	Suzuki
59	ST	Alberto SOLERA	1:29.769	10:06:34.041	6	Suzuki
34	GP2	Jonathan PERRY	1:29.558	10:10:15.387	8	Kawasaki
76	GP2	Jacque FOLEY	1:29.259	10:10:38.044	8	Kramer
59	ST	Alberto SOLERA	1:28.655	10:11:03.632	9	Suzuki
34	GP2	Jonathan PERRY	1:28.550	10:11:43.937	9	Kawasaki
76	GP2	Jacque FOLEY	1:28.162	10:12:06.207	9	Kramer
34	GP2	Jonathan PERRY	1:27.353	10:13:11.291	10	Kawasaki

Flag History

TYPE	TIME OF DAY
GREEN	09:57:01.407
FINISH	10:11:58.006

Flag Statistics

TYPE	COUNT	TOTAL LAPS	TOTAL TIME
Green	1	10	17:06.536
Red	0	0	0.000
Safety Car	0	0	0.000
FCY	0	0	0.000

Weather / Track : Overcast / Damp

These results are provisional until the conclusion of any judicial and technical matters.

Snetterton 200

Circuit Length = 1.9840 miles

Start: 09:57 Flag 10:11 End: 10:14

Clerk Of Course :	Timekeeper :
-------------------	--------------

Thundersport GB Championships 2019 - Rnd 2 @ Snetterton

Thundersport GP2 Supertwins & Stocktwins

QUALIFYING - STATISTICS

CLASS : Cup

3 Starters

Fastest Lap History

NO	NAME	LAP TIME	TIME OF DAY	LAP	VEHICLE
8	Harris BEECH	1:50.606	09:59:27.378	1	Yamaha
164	Joe DUGGAN	1:45.581	10:00:08.553	1	Kawasaki
164	Joe DUGGAN	1:38.426	10:01:46.979	2	Kawasaki
164	Joe DUGGAN	1:35.734	10:03:22.713	3	Kawasaki
164	Joe DUGGAN	1:35.714	10:06:35.064	5	Kawasaki
164	Joe DUGGAN	1:34.942	10:11:24.529	8	Kawasaki
164	Joe DUGGAN	1:34.805	10:12:59.334	9	Kawasaki

Weather / Track : Overcast / Damp

These results are provisional until the conclusion of any judicial and technical matters.

Snetterton 200

Circuit Length = 1.9840 miles

Start: 09:57 Flag 10:11 End: 10:14

Clerk Of Course :

Timekeeper :

Thundersport GB Championships 2019 - Rnd 2 @ Snetterton

Thundersport GP2 Supertwins & Stocktwins

QUALIFYING - STATISTICS

CLASS : GP2

8 Starters

Fastest Lap History

NO	NAME	LAP TIME	TIME OF DAY	LAP	VEHICLE
96	Neil GREGORY	1:42.116	09:58:57.497	1	Ducati
96	Neil GREGORY	1:36.422	10:00:33.952	2	Ducati
96	Neil GREGORY	1:34.803	10:02:08.722	3	Ducati
34	Jonathan PERRY	1:33.437	10:02:40.054	3	Kawasaki
34	Jonathan PERRY	1:31.837	10:04:11.891	4	Kawasaki
616	Craig SZCZYPEK	1:31.356	10:05:27.894	5	Suzuki
616	Craig SZCZYPEK	1:31.268	10:06:59.163	6	Suzuki
34	Jonathan PERRY	1:30.436	10:08:45.808	7	Kawasaki
34	Jonathan PERRY	1:29.558	10:10:15.387	8	Kawasaki
76	Jacque FOLEY	1:29.259	10:10:38.044	8	Kramer
34	Jonathan PERRY	1:28.550	10:11:43.937	9	Kawasaki
76	Jacque FOLEY	1:28.162	10:12:06.207	9	Kramer
34	Jonathan PERRY	1:27.353	10:13:11.291	10	Kawasaki

Weather / Track : Overcast / Damp

These results are provisional until the conclusion of any judicial and technical matters.

Snetterton 200

Circuit Length = 1.9840 miles

Start: 09:57 Flag 10:11 End: 10:14

Clerk Of Course :

Timekeeper :

Thundersport GB Championships 2019 - Rnd 2 @ Snetterton

Thundersport GP2 Supertwins & Stocktwins

QUALIFYING - STATISTICS

CLASS : ST

10 Starters

Fastest Lap History

NO	NAME	LAP TIME	TIME OF DAY	LAP	VEHICLE
59	Alberto SOLERA	1:42.782	09:58:55.780	1	Suzuki
59	Alberto SOLERA	1:36.114	10:00:31.893	2	Suzuki
59	Alberto SOLERA	1:31.445	10:02:03.339	3	Suzuki
59	Alberto SOLERA	1:30.538	10:03:33.876	4	Suzuki
59	Alberto SOLERA	1:30.396	10:05:04.273	5	Suzuki
59	Alberto SOLERA	1:29.769	10:06:34.041	6	Suzuki
59	Alberto SOLERA	1:28.655	10:11:03.632	9	Suzuki
64	Liam BASSETT	1:28.502	10:13:09.720	10	Suzuki

Weather / Track : Overcast / Damp

These results are provisional until the conclusion of any judicial and technical matters.

Snetterton 200

Circuit Length = 1.9840 miles

Start: 09:57 Flag 10:11 End: 10:14

Clerk Of Course :

Timekeeper :

Thundersport GB Championships 2019 - Rnd 2 @ Snetterton



Thundersport GP2 Supertwins & Stocktwins



RACE 5 & 14 - GRID (10 Laps)

ROW 8	23	36 John BAIN	22	9 Dean ARMSTRONG					
ROW 7	21	87 Jamie EDWARDS	20	81 Luke TERRY	1:52.730	19	4 Andrew CASTLE	1:47.229	
ROW 6	18	54 Thomas FOSTER	1:43.314	17	8 Harris BEECH	1:41.614	16	48 Michael REES	1:38.637
ROW 5	15	29 James ALDER	1:37.881	14	171 Zak SHELTON	1:36.137	13	55 Ben RAINBOW	1:35.972
ROW 4	12	73 Vincent LEWIN	1:34.945	11	164 Joe DUGGAN	1:34.805	10	2 Roddy TAYLOR	1:32.551
ROW 3	9	5 Will YOUNG	1:31.815	8	616 Craig SZCZYPEK	1:31.268	7	111 Ryan FOLKES	1:31.093
ROW 2	6	33 Taylor ROSE	1:30.560	5	96 Neil GREGORY	1:29.565	4	59 Alberto SOLERA	1:28.655
ROW 1	3	64 Liam BASSETT	1:28.502	2	76 Jacque FOLEY	1:28.162	1	34 Jonathan PERRY	1:27.353
Pole									

Snetterton 200
Circuit Length = 1.9840 miles

These results are provisional until the conclusion of any judicial and technical matters.

Clerk Of Course :	Timekeeper :
-------------------	--------------

Results can be found at www.tsl-timing.com

Printed - 10:22 Saturday, 27 April 2019



Thundersport GB Championships 2019 - Rnd 2 @ Snetterton



Thundersport GP2 Supertwins & Stocktwins



RACE 5 - CLASSIFICATION

POS	NO	CL	PIC NAME	ENTRY	LAPS	TIME	GAP	DIFF	MPH	BEST	ON
1	34	GP2	Jonathan PERRY	Kawasaki - Gordon Huxley Racing	10	15:11.620			78.34	1:27.581	10
2	59	ST	Alberto SOLERA	Suzuki - Solera Sport	10	15:19.252	7.632	7.632	77.69	1:28.122	7
3	76	GP2	Jacque FOLEY	Kramer - Rustic Racing	10	15:24.370	12.750	5.118	77.26	1:28.994	10
4	616	GP2	Craig SZCZYPEK	Suzuki - Z2s Racing	10	15:24.460	12.840	0.090	77.26	1:28.563	8
5	87	GP2	Jamie EDWARDS	Suzuki - Slidesports	10	15:24.848	13.228	0.388	77.22	1:28.387	9
6	2	GP2	Roddy TAYLOR	Suzuki - Roddy Taylor Racing	10	15:30.569	18.949	5.721	76.75	1:31.078	9
7	64	ST	Liam BASSETT	Suzuki - Liam Bassett Racing	10	15:31.191	19.571	0.622	76.70	1:30.892	9
8	96	GP2	Neil GREGORY	Ducati - Knight Road Racing	10	15:31.252	19.632	0.061	76.69	1:30.426	8
9	33	ST	Taylor ROSE	Suzuki - Taylor Rose Racing	10	15:36.543	24.923	5.291	76.26	1:29.261	10
10	111	ST	Ryan FOLKES	Suzuki - Folkes Racing	10	15:36.618	24.998	0.075	76.25	1:30.128	10
11	48	GP2	Michael REES	Kawasaki - Rees Racing	10	16:28.945	1:17.325	52.327	72.22	1:35.381	10
12	55	ST	Ben RAINBOW	Suzuki - RAF MSA	10	16:29.586	1:17.966	0.641	72.17	1:33.868	8
13	171	Cup	Zak SHELTON	Kawasaki - M&S Performance	10	16:30.807	1:19.187	1.221	72.08	1:34.883	7
14	77	Cup	Finley ARSCOTT	Kawasaki - Arscott Racing	10	16:31.021	1:19.401	0.214	72.07	1:34.960	8
15	8	Cup	Harris BEECH	Yamaha - Batham Racing	10	16:40.144	1:28.524	9.123	71.41	1:36.633	8
16	36	GP2	John BAIN	Suzuki - Angleseys Fastest Easter Egg	9	15:31.496	1 Lap	1 Lap	69.01	1:37.356	8
17	4	ST	Andrew CASTLE	Suzuki - RAF MSA	9	15:57.191	1 Lap	25.695	67.15	1:42.451	7
18	81	ST	Luke TERRY	Suzuki - RNRMRRT	9	15:59.233	1 Lap	2.042	67.01	1:43.756	6
19	54	ST	Thomas FOSTER	Suzuki - Foster Racing	9	16:48.610	1 Lap	49.377	63.73	1:48.623	9

NOT CLASSIFIED

DNF	5	ST	Will YOUNG	Suzuki - British Army Race Team	8	12:36.193	2 Laps	1 Lap	75.56	1:29.790	8
DNF	29	ST	James ALDER	Suzuki - British Army Race Team	3	5:07.282	7 Laps	5 Laps	69.73	1:38.520	2
DNF	73	GP2	Vincent LEWIN	Suzuki - VinitwinRacing.co.uk	1	1:42.896	9 Laps	2 Laps	69.41		
DNF	164	Cup	Joe DUGGAN	Kawasaki - M&S Performance	0						

FASTEST LAP

34	GP2	Jonathan PERRY	Kawasaki - Gordon Huxley Racing	10	1:27.581	81.55 mph	131.24 kph
59	ST	Alberto SOLERA	Suzuki - Solera Sport	7	1:28.122	81.05 mph	130.44 kph
171	Cup	Zak SHELTON	Kawasaki - M&S Performance	7	1:34.883	75.27 mph	121.14 kph

Class GP2 - 92.5% of Race Speed = 72.46 mph

Class ST - 92.5% of Race Speed = 71.86 mph

Class Cup - 92.5% of Race Speed = 66.67 mph

Snetterton 200

Circuit Length = 1.9840 miles

Start: 13:02 Flag 13:17 End: 13:19

Weather / Track : Drizzle / Damp

These results are provisional until the conclusion of any judicial and technical matters.

Clerk Of Course :	Timekeeper : Nick Palmer
-------------------	--------------------------

Results can be found at www.tsl-timing.com

Printed - 13:19 Saturday, 27 April 2019



Thundersport GB Championships 2019 - Rnd 2 @ Snetterton

Thundersport GP2 Supertwins & Stocktwins

RACE 5 - LAP CHART

LAP 1 @ 13:03:57.249

NO	BEHIND	LAP TIME
34		1:34.830
76	3.202	1:38.032
616	3.318	1:38.148
2	3.573	1:38.403
59	4.857	1:39.687
96	5.223	1:40.053
111	5.797	1:40.627
64	6.375	1:41.205
87	7.518	1:42.348
73	8.066	1:42.896
48	9.143	1:43.973
33	11.571	1:46.401
29	12.644	1:47.474
5	12.829	1:47.659
55	14.504	1:49.334
4	16.282	1:51.112
8	17.161	1:51.991
81	17.217	1:52.047
77	18.907	1:53.737
171	19.004	1:53.834
36	21.951	1:56.781
54	21.970	1:56.800

LAP 2 @ 13:05:28.791

NO	BEHIND	LAP TIME
34		1:31.542
76	6.484	1:34.824
59	6.722	1:33.407
2	6.829	1:34.798
616	7.153	1:35.377
96	8.145	1:34.464
64	8.495	1:33.662
111	9.161	1:34.906
87	9.367	1:33.391
33	16.345	1:36.316
5	16.967	1:35.680
48	19.583	1:41.982
29	19.622	1:38.520
55	23.553	1:40.591
171	27.908	1:40.446
8	28.477	1:42.858
4	29.943	1:45.203
77	31.580	1:44.215
81	33.225	1:47.550
36	36.151	1:45.742
54	42.447	1:52.019

LAP 3 @ 13:07:00.790

NO	BEHIND	LAP TIME
34		1:31.999
76	9.671	1:35.186
2	9.740	1:34.910
59	10.301	1:35.578
64	10.633	1:34.137
616	11.047	1:35.893
96	11.101	1:34.955
87	11.115	1:33.747
111	12.040	1:34.878
33	19.521	1:35.175
5	19.874	1:34.906
48	27.304	1:39.720

Weather / Track : Drizzle / Damp

29	28.911	1:41.288
55	32.462	1:40.908
171	34.836	1:38.927
8	34.991	1:38.513
77	37.630	1:38.049
4	44.658	1:46.714
36	45.151	1:40.999
81	46.148	1:44.922
54	1:00.221	1:49.773

LAP 4 @ 13:08:32.433

NO	BEHIND	LAP TIME
34		1:31.643
76	11.211	1:33.183
2	11.277	1:33.180
59	11.973	1:33.315
64	12.110	1:33.120
87	12.239	1:32.767
616	12.369	1:32.965
96	13.492	1:34.034
111	14.057	1:33.660
33	20.610	1:32.732
5	20.748	1:32.517
48	32.746	1:37.085
55	40.637	1:39.818
171	41.380	1:38.187
8	42.269	1:38.921
77	43.829	1:37.842
36	54.759	1:41.251
4	1:01.794	1:48.779
81	1:02.580	1:48.075
54	1:19.816	1:51.238

LAP 5 @ 13:10:03.006

NO	BEHIND	LAP TIME
34		1:30.573
59	12.086	1:30.686
76	13.199	1:32.561
2	13.335	1:32.631
64	13.340	1:31.803
616	13.700	1:31.904
87	14.227	1:32.561
96	14.867	1:31.948
111	16.107	1:32.623
33	22.817	1:32.780
5	22.895	1:32.720
48	37.935	1:35.762
55	48.867	1:38.803
171	49.796	1:38.989
8	50.662	1:38.966
77	50.749	1:37.493
36	1:13.087	1:48.901
4	1:20.816	1:49.595
81	1:20.936	1:48.929

LAP 6 @ 13:11:34.785

NO	BEHIND	LAP TIME
34		1:31.779
59	8.986	1:28.679
54	1 Lap	1:51.966
76	12.524	1:31.104
2	12.955	1:31.399
616	13.214	1:31.293

64	13.296	1:31.735
87	13.924	1:31.476
96	14.083	1:30.995
111	17.316	1:32.988
33	22.864	1:31.826
5	23.097	1:31.981
48	49.738	1:43.582
171	54.950	1:36.933
55	55.658	1:38.570
77	56.271	1:37.301
8	57.113	1:38.230
36	1:21.916	1:40.608

LAP 7 @ 13:13:07.286

NO	BEHIND	LAP TIME
34		1:32.501
81	1 Lap	1:43.756
4	1 Lap	1:44.768
59	4.607	1:28.122
616	11.088	1:30.375
76	11.678	1:31.655
2	11.857	1:31.403
87	12.284	1:30.861
64	12.555	1:31.760
96	13.152	1:31.570
111	17.111	1:32.296
33	21.097	1:30.734
5	21.536	1:30.940
54	1 Lap	1:53.852
48	54.350	1:37.113
171	57.332	1:34.883
55	59.092	1:35.935
77	59.704	1:35.934
8	1:01.465	1:36.853
36	1:27.959	1:38.544

LAP 8 @ 13:14:36.575

NO	BEHIND	LAP TIME
34		1:29.289
59	4.069	1:28.751
616	10.362	1:28.563
76	12.064	1:29.675
87	12.894	1:29.899
2	13.749	1:31.181
96	14.289	1:30.426
4	1 Lap	1:42.451
64	14.553	1:31.287
81	1 Lap	1:44.818
111	19.037	1:31.215
33	21.979	1:30.171
5	22.037	1:29.790
54	1 Lap	1:51.768
48	1:01.519	1:36.458
171	1:03.639	1:35.596
55	1:03.671	1:33.868
77	1:05.375	1:34.960
8	1:08.809	1:36.633

LAP 9 @ 13:16:06.458

NO	BEHIND	LAP TIME
34		1:29.883
59	4.467	1:30.281
36	1 Lap	1:37.356

616	10.665	1:30.186
76	11.337	1:29.156
87	11.398	1:28.387
96	14.939	1:30.533
2	14.944	1:31.078
64	15.562	1:30.892
111	22.451	1:33.297
33	23.243	1:31.147
4	1 Lap	1:43.611
81	1 Lap	1:44.419
48	1:09.525	1:37.889
55	1:10.792	1:37.004
171	1:11.288	1:37.532
77	1:11.893	1:36.401
54	1 Lap	1:52.571
8	1:17.231	1:38.305

LAP 10 @ 13:17:34.039

NO	BEHIND	LAP TIME
34		1:27.581
59	7.632	1:30.746
76	12.750	1:28.994
616	12.840	1:29.756
87	13.228	1:29.411
2	18.949	1:31.586
64	19.571	1:31.590
96	19.632	1:32.274
36	1 Lap	1:41.314
33	24.923	1:29.261
111	24.998	1:30.128
4	1 Lap	1:44.958
81	1 Lap	1:44.717
48	1:17.325	1:35.381
55	1:17.966	1:34.755
171	1:19.187	1:35.480
77	1:19.401	1:35.089
8	1:28.524	1:38.874
54	1 Lap	1:48.623

Snetterton 200

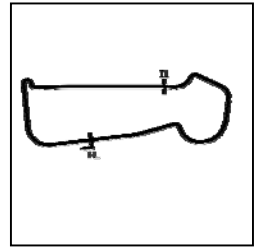
Circuit Length = 1.9840 miles

Start: 13:02 Flag 13:17 End: 13:19

Thundersport GB Championships 2019 - Rnd 2 @ Snetterton

Thundersport GP2 Supertwins & Stocktwins

RACE 5 - SECTOR ANALYSIS



SECTOR 1 = FL to I1, SECTOR 2 = I1 to FL, DIFF = Difference To Personal Best Lap, P = Crossed Finish Line in Pit Lane, D = Time Disallowed

P1 34 GP2 Jonathan PERRY		Kawasaki - Gordon Huxley Racing					
IDEAL LAP TIME : 1:27.581		BEST LAP TIME : 1:27.581		DIFFERENCE : 0.000			
LAP	SECTOR 1	SECTOR 2	LAP TIME	MPH	DIFF	TIME OF DAY	
1 -		49.151 120.0	1:34.830	75.31	7.249	13:03:57.249	
2 -	42.007	49.535 117.9	1:31.542	78.02	3.961	13:05:28.791	
3 -	42.244	49.755 116.3	1:31.999	77.63	4.418	13:07:00.790	
4 -	42.078	49.565 118.7	1:31.643	77.93	4.062	13:08:32.433	
5 -	41.390	49.183 120.0	1:30.573	78.85	2.992	13:10:03.006	
6 -	41.261	50.518 118.3	1:31.779	77.82	4.198	13:11:34.785	
7 -	41.523	50.978 120.2	1:32.501	77.21	4.920	13:13:07.286	
8 -	40.662	48.627 122.2	1:29.289 (2)	79.99	1.708	13:14:36.575	
9 -	41.404	48.479 120.4	1:29.883 (3)	79.46	2.302	13:16:06.458	
10 -	40.080	47.501 118.9	1:27.581 (1)	81.55		13:17:34.039	

P2 59 ST Alberto SOLERA		Suzuki - Solera Sport					
IDEAL LAP TIME : 1:27.833		BEST LAP TIME : 1:28.122		DIFFERENCE : 0.289			
LAP	SECTOR 1	SECTOR 2	LAP TIME	MPH	DIFF	TIME OF DAY	
1 -		50.753 112.5	1:39.687	71.64	11.565	13:04:02.106	
2 -	42.492	50.915 112.5	1:33.407	76.46	5.285	13:05:35.513	
3 -	43.974	51.604 112.0	1:35.578	74.72	7.456	13:07:11.091	
4 -	42.448	50.867 113.5	1:33.315	76.54	5.193	13:08:44.406	
5 -	41.422	49.264 108.7	1:30.686	78.76	2.564	13:10:15.092	
6 -	40.657	48.022 110.0	1:28.679 (2)	80.54	0.557	13:11:43.771	
7 -	40.316	47.806 111.6	1:28.122 (1)	81.05		13:13:11.893	
8 -	41.234	47.517 110.9	1:28.751 (3)	80.47	0.629	13:14:40.644	
9 -	41.090	49.191 111.2	1:30.281	79.11	2.159	13:16:10.925	
10 -	41.161	49.585 111.1	1:30.746	78.70	2.624	13:17:41.671	

P3 76 GP2 Jacque FOLEY		Kramer - Rustic Racing					
IDEAL LAP TIME : 1:28.607		BEST LAP TIME : 1:28.994		DIFFERENCE : 0.387			
LAP	SECTOR 1	SECTOR 2	LAP TIME	MPH	DIFF	TIME OF DAY	
1 -		50.677 116.5	1:38.032	72.85	9.038	13:04:00.451	
2 -	43.681	51.143 113.7	1:34.824	75.32	5.830	13:05:35.275	
3 -	43.440	51.746 114.7	1:35.186	75.03	6.192	13:07:10.461	
4 -	42.852	50.331 116.3	1:33.183	76.65	4.189	13:08:43.644	
5 -	41.936	50.625 115.5	1:32.561	77.16	3.567	13:10:16.205	
6 -	41.697	49.407 116.3	1:31.104	78.39	2.110	13:11:47.309	
7 -	42.178	49.477 118.9	1:31.655	77.92	2.661	13:13:18.964	
8 -	40.856	48.819 118.1	1:29.675 (3)	79.64	0.681	13:14:48.639	
9 -	40.597	48.559 119.1	1:29.156 (2)	80.11	0.162	13:16:17.795	
10 -	40.984	48.010 118.7	1:28.994 (1)	80.25		13:17:46.789	

P4 616 GP2 Craig SZCZYPEK		Suzuki - 2Zs Racing					
IDEAL LAP TIME : 1:28.439		BEST LAP TIME : 1:28.563		DIFFERENCE : 0.124			
LAP	SECTOR 1	SECTOR 2	LAP TIME	MPH	DIFF	TIME OF DAY	
1 -		50.569 118.7	1:38.148	72.77	9.585	13:04:00.567	
2 -	43.643	51.734 115.7	1:35.377	74.88	6.814	13:05:35.944	
3 -	43.335	52.558 114.1	1:35.893	74.48	7.330	13:07:11.837	
4 -	42.251	50.714 120.9	1:32.965	76.83	4.402	13:08:44.802	
5 -	42.605	49.299 116.9	1:31.904	77.71	3.341	13:10:16.706	
6 -	41.751	49.542 114.5	1:31.293	78.23	2.730	13:11:47.999	
7 -	41.616	48.759 115.1	1:30.375	79.03	1.812	13:13:18.374	
8 -	40.454	48.109 113.5	1:28.563 (1)	80.64		13:14:46.937	
9 -	40.880	49.306 114.5	1:30.186 (3)	79.19	1.623	13:16:17.123	
10 -	41.771	47.985 120.4	1:29.756 (2)	79.57	1.193	13:17:46.879	

P5 87 GP2 Jamie EDWARDS		Suzuki - Slidesports					
IDEAL LAP TIME : 1:28.387		BEST LAP TIME : 1:28.387		DIFFERENCE : 0.000			
LAP	SECTOR 1	SECTOR 2	LAP TIME	MPH	DIFF	TIME OF DAY	

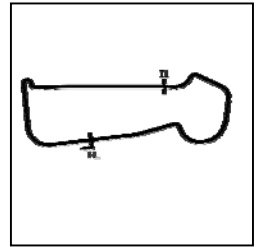
Weather / Track : Drizzle / Damp

Snetterton 200
Circuit Length = 1.9840 miles
Start: 13:02 Flag 13:17 End: 13:19

Thundersport GB Championships 2019 - Rnd 2 @ Snetterton

Thundersport GP2 Supertwins & Stocktwins

RACE 5 - SECTOR ANALYSIS



SECTOR 1 = FL to I1, SECTOR 2 = I1 to FL, DIFF = Difference To Personal Best Lap, P = Crossed Finish Line in Pit Lane, D = Time Disallowed

LAP	SECTOR 1	SECTOR 2	LAP TIME	MPH	DIFF	TIME OF DAY	
1 -		51.239	117.9	1:42.348	69.78	13.961	13:04:04.767
2 -	42.888	50.503	115.5	1:33.391	76.47	5.004	13:05:38.158
3 -	43.053	50.694	120.4	1:33.747	76.18	5.360	13:07:11.905
4 -	42.990	49.777	119.1	1:32.767	76.99	4.380	13:08:44.672
5 -	42.611	49.950	117.7	1:32.561	77.16	4.174	13:10:17.233
6 -	42.109	49.367	117.9	1:31.476	78.08	3.089	13:11:48.709
7 -	41.787	49.074	118.9	1:30.861	78.60	2.474	13:13:19.570
8 -	41.239	48.660	116.7	1:29.899 (3)	79.45	1.512	13:14:49.469
9 -	40.639	47.748	121.3	1:28.387 (1)	80.80		13:16:17.856
10 -	41.360	48.051	118.3	1:29.411 (2)	79.88	1.024	13:17:47.267

P6 2 GP2 Roddy TAYLOR			Suzuki - Roddy Taylor Racing				
IDEAL LAP TIME : 1:30.682		BEST LAP TIME : 1:31.078		DIFFERENCE : 0.396			
LAP	SECTOR 1	SECTOR 2	LAP TIME	MPH	DIFF	TIME OF DAY	
1 -		50.005	115.1	1:38.403	72.58	7.325	13:04:00.822
2 -	43.462	51.336	112.9	1:34.798	75.34	3.720	13:05:35.620
3 -	43.218	51.692	116.1	1:34.910	75.25	3.832	13:07:10.530
4 -	43.046	50.134	118.9	1:33.180	76.65	2.102	13:08:43.710
5 -	42.323	50.308	116.5	1:32.631	77.10	1.553	13:10:16.341
6 -	41.736	49.663	115.7	1:31.399 (3)	78.14	0.321	13:11:47.740
7 -	41.874	49.529	120.2	1:31.403	78.14	0.325	13:13:19.143
8 -	41.338	49.843	115.5	1:31.181 (2)	78.33	0.103	13:14:50.324
9 -	41.734	49.344	115.7	1:31.078 (1)	78.42		13:16:21.402
10 -	41.957	49.629	115.5	1:31.586	77.98	0.508	13:17:52.988

P7 64 ST Liam BASSETT			Suzuki - Liam Bassett Racing				
IDEAL LAP TIME : 1:30.635		BEST LAP TIME : 1:30.892		DIFFERENCE : 0.257			
LAP	SECTOR 1	SECTOR 2	LAP TIME	MPH	DIFF	TIME OF DAY	
1 -		50.739	113.7	1:41.205	70.57	10.313	13:04:03.624
2 -	42.454	51.208	111.1	1:33.662	76.25	2.770	13:05:37.286
3 -	42.472	51.665	111.2	1:34.137	75.87	3.245	13:07:11.423
4 -	42.623	50.497	111.4	1:33.120	76.70	2.228	13:08:44.543
5 -	41.966	49.837	106.6	1:31.803	77.80	0.911	13:10:16.346
6 -	42.197	49.538	110.3	1:31.735	77.86	0.843	13:11:48.081
7 -	42.186	49.574	114.3	1:31.760	77.83	0.868	13:13:19.841
8 -	41.097	50.190	113.5	1:31.287 (2)	78.24	0.395	13:14:51.128
9 -	41.318	49.574	111.8	1:30.892 (1)	78.58		13:16:22.020
10 -	41.966	49.624	111.2	1:31.590 (3)	77.98	0.698	13:17:53.610

P8 96 GP2 Neil GREGORY			Ducati - Knight Road Racing				
IDEAL LAP TIME : 1:29.876		BEST LAP TIME : 1:30.426		DIFFERENCE : 0.550			
LAP	SECTOR 1	SECTOR 2	LAP TIME	MPH	DIFF	TIME OF DAY	
1 -		51.370	113.9	1:40.053	71.38	9.627	13:04:02.472
2 -	43.083	51.381	109.6	1:34.464	75.61	4.038	13:05:36.936
3 -	43.654	51.301	111.8	1:34.955	75.22	4.529	13:07:11.891
4 -	44.100	49.934	111.6	1:34.034	75.95	3.608	13:08:45.925
5 -	42.768	49.180	112.7	1:31.948	77.68	1.522	13:10:17.873
6 -	42.078	48.917	113.3	1:30.995 (3)	78.49	0.569	13:11:48.868
7 -	42.552	49.018	114.3	1:31.570	78.00	1.144	13:13:20.438
8 -	41.473	48.953	110.7	1:30.426 (1)	78.98		13:14:50.864
9 -	42.130	48.403	111.4	1:30.533 (2)	78.89	0.107	13:16:21.397
10 -	42.771	49.503	111.2	1:32.274	77.40	1.848	13:17:53.671

P9 33 ST Taylor ROSE			Suzuki - Taylor Rose Racing				
IDEAL LAP TIME : 1:29.023		BEST LAP TIME : 1:29.261		DIFFERENCE : 0.238			
LAP	SECTOR 1	SECTOR 2	LAP TIME	MPH	DIFF	TIME OF DAY	
1 -		57.556	112.7	1:46.401	67.12	17.140	13:04:08.820
2 -	43.988	52.328	106.8	1:36.316	74.15	7.055	13:05:45.136
3 -	43.765	51.410	108.0	1:35.175	75.04	5.914	13:07:20.311
4 -	42.792	49.940	109.6	1:32.732	77.02	3.471	13:08:53.043

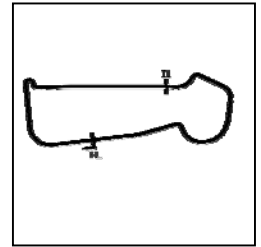
Weather / Track : Drizzle / Damp

Snetterton 200
Circuit Length = 1.9840 miles
Start: 13:02 Flag 13:17 End: 13:19

Thundersport GB Championships 2019 - Rnd 2 @ Snetterton

Thundersport GP2 Supertwins & Stocktwins

RACE 5 - SECTOR ANALYSIS



SECTOR 1 = FL to I1, SECTOR 2 = I1 to FL, DIFF = Difference To Personal Best Lap, P = Crossed Finish Line in Pit Lane, D = Time Disallowed

5 -	42.677	50.103	109.6	1:32.780	76.98	3.519	13:10:25.823
6 -	42.824	49.002	110.3	1:31.826	77.78	2.565	13:11:57.649
7 -	41.519	49.215	114.1	1:30.734 (3)	78.71	1.473	13:13:28.383
8 -	41.302	48.869	109.8	1:30.171 (2)	79.21	0.910	13:14:58.554
9 -	41.212	49.935	111.4	1:31.147	78.36	1.886	13:16:29.701
10 -	41.450	47.811	113.9	1:29.261 (1)	80.01		13:17:58.962

P10 111 ST	Ryan FOLKES	Suzuki - Folkes Racing	
IDEAL LAP TIME : 1:30.128	BEST LAP TIME : 1:30.128	DIFFERENCE : 0.000	

LAP	SECTOR 1	SECTOR 2	LAP TIME	MPH	DIFF	TIME OF DAY
1 -		50.930 113.7	1:40.627	70.98	10.499	13:04:03.046
2 -	43.913	50.993 109.8	1:34.906	75.25	4.778	13:05:37.952
3 -	44.118	50.760 111.8	1:34.878	75.28	4.750	13:07:12.830
4 -	43.383	50.277 112.7	1:33.660	76.26	3.532	13:08:46.490
5 -	42.956	49.667 110.5	1:32.623	77.11	2.495	13:10:19.113
6 -	42.868	50.120 110.5	1:32.988	76.81	2.860	13:11:52.101
7 -	42.628	49.668 111.8	1:32.296 (3)	77.38	2.168	13:13:24.397
8 -	42.315	48.900 111.1	1:31.215 (2)	78.30	1.087	13:14:55.612
9 -	43.740	49.557 110.7	1:33.297	76.55	3.169	13:16:28.909
10 -	41.866	48.262 114.7	1:30.128 (1)	79.24		13:17:59.037

P11 48 GP2	Michael REES	Kawasaki - Rees Racing	
IDEAL LAP TIME : 1:33.926	BEST LAP TIME : 1:35.381	DIFFERENCE : 1.455	

LAP	SECTOR 1	SECTOR 2	LAP TIME	MPH	DIFF	TIME OF DAY
1 -		52.457 123.1	1:43.973	68.69	8.592	13:04:06.392
2 -	41.959	1:00.023 120.4	1:41.982	70.03	6.601	13:05:48.374
3 -	45.566	54.154 118.7	1:39.720	71.62	4.339	13:07:28.094
4 -	43.752	53.333 120.0	1:37.085	73.56	1.704	13:09:05.179
5 -	42.528	53.234 117.7	1:35.762 (2)	74.58	0.381	13:10:40.941
6 -	43.575	1:00.007 120.4	1:43.582	68.95	8.201	13:12:24.523
7 -	43.361	53.752 121.7	1:37.113	73.54	1.732	13:14:01.636
8 -	43.252	53.206 119.4	1:36.458 (3)	74.04	1.077	13:15:38.094
9 -	43.956	53.933 121.1	1:37.889	72.96	2.508	13:17:15.983
10 -	43.414	51.967 120.2	1:35.381 (1)	74.88		13:18:51.364

P12 55 ST	Ben RAINBOW	Suzuki - RAF MSA	
IDEAL LAP TIME : 1:33.868	BEST LAP TIME : 1:33.868	DIFFERENCE : 0.000	

LAP	SECTOR 1	SECTOR 2	LAP TIME	MPH	DIFF	TIME OF DAY
1 -		55.659 109.8	1:49.334	65.32	15.466	13:04:11.753
2 -	46.287	54.304 108.5	1:40.591	71.00	6.723	13:05:52.344
3 -	47.064	53.844 108.4	1:40.908	70.78	7.040	13:07:33.252
4 -	45.934	53.884 108.9	1:39.818	71.55	5.950	13:09:13.070
5 -	45.824	52.979 107.5	1:38.803	72.29	4.935	13:10:51.873
6 -	45.889	52.681 107.8	1:38.570	72.46	4.702	13:12:30.443
7 -	44.770	51.165 109.2	1:35.935 (3)	74.45	2.067	13:14:06.378
8 -	43.173	50.695 111.4	1:33.868 (1)	76.09		13:15:40.246
9 -	43.997	53.007 109.4	1:37.004	73.63	3.136	13:17:17.250
10 -	43.246	51.509 109.8	1:34.755 (2)	75.37	0.887	13:18:52.005

P13 171 Cup	Zak SHELTON	Kawasaki - M&S Performance	
IDEAL LAP TIME : 1:34.439	BEST LAP TIME : 1:34.883	DIFFERENCE : 0.444	

LAP	SECTOR 1	SECTOR 2	LAP TIME	MPH	DIFF	TIME OF DAY
1 -		57.750 105.1	1:53.834	62.74	18.951	13:04:16.253
2 -	46.261	54.185 100.1	1:40.446	71.10	5.563	13:05:56.699
3 -	45.809	53.118 101.5	1:38.927	72.20	4.044	13:07:35.626
4 -	44.822	53.365 101.3	1:38.187	72.74	3.304	13:09:13.813
5 -	45.881	53.108 100.1	1:38.989	72.15	4.106	13:10:52.802
6 -	44.924	52.009 100.3	1:36.933	73.68	2.050	13:12:29.735
7 -	44.303	50.580 103.0	1:34.883 (1)	75.27		13:14:04.618
8 -	44.020	51.576 100.7	1:35.596 (3)	74.71	0.713	13:15:40.214

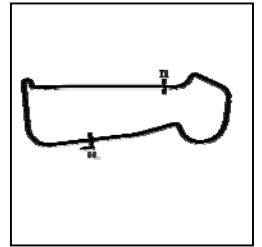
Weather / Track : Drizzle / Damp

Snetterton 200
Circuit Length = 1.9840 miles
Start: 13:02 Flag 13:17 End: 13:19

Thundersport GB Championships 2019 - Rnd 2 @ Snetterton

Thundersport GP2 Supertwins & Stocktwins

RACE 5 - SECTOR ANALYSIS



SECTOR 1 = FL to I1, SECTOR 2 = I1 to FL, DIFF = Difference To Personal Best Lap, P = Crossed Finish Line in Pit Lane, D = Time Disallowed

9 -	43.859	53.673	103.4	1:37.532	73.23	2.649	13:17:17.746
10 -	43.930	51.550	102.2	1:35.480 (2)	74.80	0.597	13:18:53.226

P14 77 Cup		Finley ARSCOTT		Kawasaki - Arscott Racing			
IDEAL LAP TIME : 1:34.641		BEST LAP TIME : 1:34.960		DIFFERENCE : 0.319			
LAP	SECTOR 1	SECTOR 2	LAP TIME	MPH	DIFF	TIME OF DAY	
1 -		55.754	100.0	1:53.737	62.79	18.777	13:04:16.156
2 -	48.337	55.878	98.3	1:44.215	68.53	9.255	13:06:00.371
3 -	46.040	52.009	97.5	1:38.049	72.84	3.089	13:07:38.420
4 -	45.584	52.258	98.8	1:37.842	73.00	2.882	13:09:16.262
5 -	45.545	51.948	99.2	1:37.493	73.26	2.533	13:10:53.755
6 -	45.552	51.749	97.6	1:37.301	73.40	2.341	13:12:31.056
7 -	45.094	50.840	100.3	1:35.934 (3)	74.45	0.974	13:14:06.990
8 -	44.494	50.466	98.3	1:34.960 (1)	75.21		13:15:41.950
9 -	44.175	52.226	101.8	1:36.401	74.09	1.441	13:17:18.351
10 -	44.342	50.747	103.0	1:35.089 (2)	75.11	0.129	13:18:53.440

P15 8 Cup		Harris BEECH		Yamaha - Batham Racing			
IDEAL LAP TIME : 1:36.001		BEST LAP TIME : 1:36.633		DIFFERENCE : 0.632			
LAP	SECTOR 1	SECTOR 2	LAP TIME	MPH	DIFF	TIME OF DAY	
1 -		56.260	97.5	1:51.991	63.77	15.358	13:04:14.410
2 -	48.253	54.605	96.8	1:42.858	69.44	6.225	13:05:57.268
3 -	45.633	52.880	93.7	1:38.513	72.50	1.880	13:07:35.781
4 -	46.414	52.507	96.1	1:38.921	72.20	2.288	13:09:14.702
5 -	45.964	53.002	93.8	1:38.966	72.17	2.333	13:10:53.668
6 -	46.213	52.017	97.2	1:38.230 (3)	72.71	1.597	13:12:31.898
7 -	45.416	51.437	98.1	1:36.853 (2)	73.74	0.220	13:14:08.751
8 -	44.564	52.069	94.9	1:36.633 (1)	73.91		13:15:45.384
9 -	45.313	52.992	97.8	1:38.305	72.65	1.672	13:17:23.689
10 -	45.777	53.097	94.6	1:38.874	72.23	2.241	13:19:02.563

P16 36 GP2		John BAIN		Suzuki - Angleseys Fastest Easter Egg			
IDEAL LAP TIME : 1:37.356		BEST LAP TIME : 1:37.356		DIFFERENCE : 0.000			
LAP	SECTOR 1	SECTOR 2	LAP TIME	MPH	DIFF	TIME OF DAY	
1 -		57.813	116.9	1:56.781	61.16	19.425	13:04:19.200
2 -	47.876	57.866	114.9	1:45.742	67.54	8.386	13:06:04.942
3 -	45.871	55.128	115.5	1:40.999	70.71	3.643	13:07:45.941
4 -	47.080	54.171	112.9	1:41.251	70.54	3.895	13:09:27.192
5 -	45.318	1:03.583	114.3	1:48.901	65.58	11.545	13:11:16.093
6 -	46.020	54.588	113.7	1:40.608 (3)	70.99	3.252	13:12:56.701
7 -	45.332	53.212	113.9	1:38.544 (2)	72.48	1.188	13:14:35.245
8 -	44.921	52.435	115.5	1:37.356 (1)	73.36		13:16:12.601
9 -	47.752	53.562	116.1	1:41.314	70.49	3.958	13:17:53.915

P17 4 ST		Andrew CASTLE		Suzuki - RAF MSA			
IDEAL LAP TIME : 1:42.314		BEST LAP TIME : 1:42.451		DIFFERENCE : 0.137			
LAP	SECTOR 1	SECTOR 2	LAP TIME	MPH	DIFF	TIME OF DAY	
1 -		55.549	103.4	1:51.112	64.28	8.661	13:04:13.531
2 -	47.861	57.342	103.5	1:45.203	67.89	2.752	13:05:58.734
3 -	48.299	58.415	100.3	1:46.714	66.93	4.263	13:07:45.448
4 -	49.190	59.589	97.1	1:48.779	65.66	6.328	13:09:34.227
5 -	49.815	59.780	100.7	1:49.595	65.17	7.144	13:11:23.822
6 -	47.918	56.850	103.4	1:44.768 (3)	68.17	2.317	13:13:08.590
7 -	46.971	55.480	105.6	1:42.451 (1)	69.71		13:14:51.041
8 -	46.834	56.777	100.9	1:43.611 (2)	68.93	1.160	13:16:34.652
9 -	48.321	56.637	100.0	1:44.958	68.05	2.507	13:18:19.610

Weather / Track : Drizzle / Damp

Snetterton 200

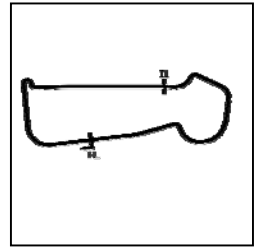
Circuit Length = 1.9840 miles

Start: 13:02 Flag 13:17 End: 13:19

Thundersport GB Championships 2019 - Rnd 2 @ Snetterton

Thundersport GP2 Supertwins & Stocktwins

RACE 5 - SECTOR ANALYSIS



SECTOR 1 = FL to I1, SECTOR 2 = I1 to FL, DIFF = Difference To Personal Best Lap, P = Crossed Finish Line in Pit Lane, D = Time Disallowed

P18 81 ST		Luke TERRY		Suzuki - RNRMRRT			
IDEAL LAP TIME : 1:43.230		BEST LAP TIME : 1:43.756		DIFFERENCE : 0.526			
LAP	SECTOR 1	SECTOR 2		LAP TIME	MPH	DIFF	TIME OF DAY
1 -		56.060	110.7	1:52.047	63.74	8.291	13:04:14.466
2 -	49.397	58.153	104.6	1:47.550	66.41	3.794	13:06:02.016
3 -	48.374	56.548	109.4	1:44.922	68.07	1.166	13:07:46.938
4 -	49.932	58.143	106.5	1:48.075	66.08	4.319	13:09:35.013
5 -	49.657	59.272	109.4	1:48.929	65.57	5.173	13:11:23.942
6 -	47.224	56.532	108.5	1:43.756 (1)	68.83		13:13:07.698
7 -	48.812	56.006	111.2	1:44.818	68.14	1.062	13:14:52.516
8 -	47.547	56.872	107.0	1:44.419 (2)	68.40	0.663	13:16:36.935
9 -	48.392	56.325	110.3	1:44.717 (3)	68.20	0.961	13:18:21.652

P19 54 ST		Thomas FOSTER		Suzuki - Foster Racing			
IDEAL LAP TIME : 1:47.545		BEST LAP TIME : 1:48.623		DIFFERENCE : 1.078			
LAP	SECTOR 1	SECTOR 2		LAP TIME	MPH	DIFF	TIME OF DAY
1 -		58.795	106.1	1:56.800	61.15	8.177	13:04:19.219
2 -	51.475	1:00.544	104.5	1:52.019	63.76	3.396	13:06:11.238
3 -	49.484	1:00.289	103.2	1:49.773 (2)	65.06	1.150	13:08:01.011
4 -	49.806	1:01.432	101.6	1:51.238 (3)	64.20	2.615	13:09:52.249
5 -	49.870	1:02.096	101.9	1:51.966	63.79	3.343	13:11:44.215
6 -	51.951	1:01.901	101.3	1:53.852	62.73	5.229	13:13:38.067
7 -	51.080	1:00.688	104.3	1:51.768	63.90	3.145	13:15:29.835
8 -	51.843	1:00.728	109.4	1:52.571	63.44	3.948	13:17:22.406
9 -	48.750	59.873	105.3	1:48.623 (1)	65.75		13:19:11.029

P20 5 ST		Will YOUNG		Suzuki - British Army Race Team			
IDEAL LAP TIME : 1:29.790		BEST LAP TIME : 1:29.790		DIFFERENCE : 0.000			
LAP	SECTOR 1	SECTOR 2		LAP TIME	MPH	DIFF	TIME OF DAY
1 -		57.302	112.0	1:47.659	66.34	17.869	13:04:10.078
2 -	43.974	51.706	107.5	1:35.680	74.65	5.890	13:05:45.758
3 -	43.963	50.943	108.9	1:34.906	75.25	5.116	13:07:20.664
4 -	43.226	49.291	111.1	1:32.517	77.20	2.727	13:08:53.181
5 -	43.410	49.310	109.8	1:32.720	77.03	2.930	13:10:25.901
6 -	42.758	49.223	111.2	1:31.981 (3)	77.65	2.191	13:11:57.882
7 -	42.055	48.885	111.2	1:30.940 (2)	78.54	1.150	13:13:28.822
8 -	41.514	48.276	111.1	1:29.790 (1)	79.54		13:14:58.612

P21 29 ST		James ALDER		Suzuki - British Army Race Team			
IDEAL LAP TIME : 1:38.520		BEST LAP TIME : 1:38.520		DIFFERENCE : 0.000			
LAP	SECTOR 1	SECTOR 2		LAP TIME	MPH	DIFF	TIME OF DAY
1 -		53.676	111.4	1:47.474	66.45	8.954	13:04:09.893
2 -	44.846	53.674	105.3	1:38.520 (1)	72.49		13:05:48.413
3 -	46.664	54.624	107.5	1:41.288 (2)	70.51	2.768	13:07:29.701

P22 73 GP2		Vincent LEWIN		Suzuki - VinitwinRacing.co.uk			
IDEAL LAP TIME : 1:34.522		BEST LAP TIME :		DIFFERENCE :			
LAP	SECTOR 1	SECTOR 2		LAP TIME	MPH	DIFF	TIME OF DAY
1 -		51.956	116.3	1:42.896	69.41		13:04:05.315

Thundersport GB Championships 2019 - Rnd 2 @ Snetterton

Thundersport GP2 Supertwins & Stocktwins

RACE 5 - BEST SECTORS

SECTOR 1			SECTOR 2			IDEAL / BEST COMPARISON						
POS	NO	NAME	TIME	NO	NAME	TIME	POS	NO	NAME	IDEAL	BEST	DIFF
									PERFECT LAP	1:27.581		
1	34	PERRY	40.080	34	PERRY	47.501	1	34	PERRY	1:27.581	1:27.581	0.000
2	59	SOLERA	40.316	59	SOLERA	47.517	2	59	SOLERA	1:27.833	1:28.122	0.289
3	616	SZCZYPEK	40.454	87	EDWARDS	47.748	3	87	EDWARDS	1:28.387	1:28.387	0.000
4	76	FOLEY	40.597	33	ROSE	47.811	4	616	SZCZYPEK	1:28.439	1:28.563	0.124
5	87	EDWARDS	40.639	616	SZCZYPEK	47.985	5	76	FOLEY	1:28.607	1:28.994	0.387
6	64	BASSETT	41.097	76	FOLEY	48.010	6	33	ROSE	1:29.023	1:29.261	0.238
7	33	ROSE	41.212	111	FOLKES	48.262	7	5	YOUNG	1:29.790	1:29.790	0.000
8	2	TAYLOR	41.338	5	YOUNG	48.276	8	96	GREGORY	1:29.876	1:30.426	0.550
9	96	GREGORY	41.473	96	GREGORY	48.403	9	111	FOLKES	1:30.128	1:30.128	0.000
10	5	YOUNG	41.514	2	TAYLOR	49.344	10	64	BASSETT	1:30.635	1:30.892	0.257
11	111	FOLKES	41.866	64	BASSETT	49.538	11	2	TAYLOR	1:30.682	1:31.078	0.396
12	48	REES	41.959	77	ARSCOTT	50.466	12	55	RAINBOW	1:33.868	1:33.868	0.000
13	73	LEWIN	42.566	171	SHELTON	50.580	13	48	REES	1:33.926	1:35.381	1.455
14	55	RAINBOW	43.173	55	RAINBOW	50.695	14	171	SHELTON	1:34.439	1:34.883	0.444
15	171	SHELTON	43.859	8	BEECH	51.437	15	73	LEWIN	1:34.522		
16	77	ARSCOTT	44.175	73	LEWIN	51.956	16	77	ARSCOTT	1:34.641	1:34.960	0.319
17	8	BEECH	44.564	48	REES	51.967	17	8	BEECH	1:36.001	1:36.633	0.632
18	29	ALDER	44.846	36	BAIN	52.435	18	36	BAIN	1:37.356	1:37.356	0.000
19	36	BAIN	44.921	29	ALDER	53.674	19	29	ALDER	1:38.520	1:38.520	0.000
20	4	CASTLE	46.834	4	CASTLE	55.480	20	4	CASTLE	1:42.314	1:42.451	0.137
21	81	TERRY	47.224	81	TERRY	56.006	21	81	TERRY	1:43.230	1:43.756	0.526
22	54	FOSTER	48.750	54	FOSTER	58.795	22	54	FOSTER	1:47.545	1:48.623	1.078
23												

Thundersport GB Championships 2019 - Rnd 2 @ Snetterton

Thundersport GP2 Supertwins & Stocktwins

RACE 5 - BEST SPEEDS

POS	INTERMEDIATE 1		INTERMEDIATE 2		FINISH LINE		
	NO	NAME	MPH	NO	NAME	MPH	
1					48	REES	123.1
2					34	PERRY	122.2
3					87	EDWARDS	121.3
4					616	SZCZYPEK	120.9
5					2	TAYLOR	120.2
6					76	FOLEY	119.1
7					36	BAIN	116.9
8					73	LEWIN	116.3
9					111	FOLKES	114.7
10					64	BASSETT	114.3
11					96	GREGORY	114.3
12					33	ROSE	114.1
13					59	SOLERA	113.5
14					5	YOUNG	112.0
15					55	RAINBOW	111.4
16					29	ALDER	111.4
17					81	TERRY	111.2
18					54	FOSTER	109.4
19					4	CASTLE	105.6
20					171	SHELTON	105.1
21					77	ARSCOTT	103.0
22					8	BEECH	98.1
23							

Weather / Track : Drizzle / Damp

Results can be found at www.tsl-timing.com

Snetterton 200
Circuit Length = 1.9840 miles
Start: 13:02 Flag 13:17 End: 13:19

Printed - 13:20 Saturday, 27 April 2019

Thundersport GB Championships 2019 - Rnd 2 @ Snetterton

Thundersport GP2 Supertwins & Stocktwins

RACE 5 - STATISTICS

Competitors Started 23
Planned Start 2019-04-27 @ 12:55:00.000
Actual Start 2019-04-27 @ 13:02:22.418
Finish Time 2019-04-27 @ 13:17:34.038
Track Length 1.9840mi.
Total Laps 198
Total Distance Covered 392.8395mi.

Session Fastest Lap History

NO	CL	NAME	LAP TIME	TIME OF DAY	LAP	VEHICLE
34	GP2	Jonathan PERRY	1:31.542	13:05:28.813	2	Kawasaki
34	GP2	Jonathan PERRY	1:30.573	13:10:03.027	5	Kawasaki
59	ST	Alberto SOLERA	1:28.679	13:11:43.782	6	Suzuki
59	ST	Alberto SOLERA	1:28.122	13:13:11.905	7	Suzuki
34	GP2	Jonathan PERRY	1:27.581	13:17:34.062	10	Kawasaki

Session Leader History

NO	CL	NAME	FROM LAP	LAPS LED	DISTANCE	VEHICLE
34	GP2	Jonathan PERRY	1	10	19.84 miles	Kawasaki

Flag History

TYPE	TIME OF DAY
GREEN	13:02:22.418
FINISH	13:17:34.038

Flag Statistics

TYPE	COUNT	TOTAL LAPS	TOTAL TIME
Green	1	10	16:55.624
Red	0	0	0.000
Safety Car	0	0	0.000
FCY	0	0	0.000

Weather / Track : Drizzle / Damp

These results are provisional until the conclusion of any judicial and technical matters.

Snetterton 200

Circuit Length = 1.9840 miles

Start: 13:02 Flag 13:17 End: 13:19

Clerk Of Course :	Timekeeper : Nick Palmer
-------------------	--------------------------

Thundersport GB Championships 2019 - Rnd 2 @ Snetterton

Thundersport GP2 Supertwins & Stocktwins

RACE 5 - STATISTICS

CLASS : Cup

4 Starters

Fastest Lap History

NO	NAME	LAP TIME	TIME OF DAY	LAP	VEHICLE
171	Zak SHELTON	1:40.446	13:05:56.708	2	Kawasaki
171	Zak SHELTON	1:38.927	13:07:35.634	3	Kawasaki
8	Harris BEECH	1:38.513	13:07:35.761	3	Yamaha
77	Finley ARSCOTT	1:38.049	13:07:38.426	3	Kawasaki
77	Finley ARSCOTT	1:37.842	13:09:16.268	4	Kawasaki
77	Finley ARSCOTT	1:37.493	13:10:53.755	5	Kawasaki
171	Zak SHELTON	1:36.933	13:12:29.744	6	Kawasaki
171	Zak SHELTON	1:34.883	13:14:04.626	7	Kawasaki

Leader History

NO	NAME	FROM LAP	LAPS LED	DISTANCE	VEHICLE
8	Harris BEECH	1	1	1.98 miles	Yamaha
171	Zak SHELTON	2	9	17.85 miles	Kawasaki

Weather / Track : Drizzle / Damp

These results are provisional until the conclusion of any judicial and technical matters.

Snetterton 200

Circuit Length = 1.9840 miles

Start: 13:02 Flag 13:17 End: 13:19

Clerk Of Course :

Timekeeper : Nick Palmer

Thundersport GB Championships 2019 - Rnd 2 @ Snetterton

Thundersport GP2 Supertwins & Stocktwins

RACE 5 - STATISTICS

CLASS : GP2

9 Starters

Fastest Lap History

NO	NAME	LAP TIME	TIME OF DAY	LAP	VEHICLE
34	Jonathan PERRY	1:31.542	13:05:28.813	2	Kawasaki
34	Jonathan PERRY	1:30.573	13:10:03.027	5	Kawasaki
616	Craig SZCZYPEK	1:30.375	13:13:18.392	7	Suzuki
34	Jonathan PERRY	1:29.289	13:14:36.596	8	Kawasaki
616	Craig SZCZYPEK	1:28.563	13:14:46.956	8	Suzuki
87	Jamie EDWARDS	1:28.387	13:16:17.856	9	Suzuki
34	Jonathan PERRY	1:27.581	13:17:34.062	10	Kawasaki

Leader History

NO	NAME	FROM LAP	LAPS LED	DISTANCE	VEHICLE
34	Jonathan PERRY	1	10	19.84 miles	Kawasaki

Weather / Track : Drizzle / Damp

These results are provisional until the conclusion of any judicial and technical matters.

Snetterton 200

Circuit Length = 1.9840 miles

Start: 13:02 Flag 13:17 End: 13:19

Clerk Of Course :

Timekeeper : Nick Palmer

Thundersport GB Championships 2019 - Rnd 2 @ Snetterton

Thundersport GP2 Supertwins & Stocktwins

RACE 5 - STATISTICS

CLASS : ST

10 Starters

Fastest Lap History

NO	NAME	LAP TIME	TIME OF DAY	LAP	VEHICLE
59	Alberto SOLERA	1:33.407	13:05:35.525	2	Suzuki
59	Alberto SOLERA	1:33.315	13:08:44.417	4	Suzuki
64	Liam BASSETT	1:33.120	13:08:44.548	4	Suzuki
33	Taylor ROSE	1:32.732	13:08:53.050	4	Suzuki
5	Will YOUNG	1:32.517	13:08:53.196	4	Suzuki
59	Alberto SOLERA	1:30.686	13:10:15.105	5	Suzuki
59	Alberto SOLERA	1:28.679	13:11:43.782	6	Suzuki
59	Alberto SOLERA	1:28.122	13:13:11.905	7	Suzuki

Leader History

NO	NAME	FROM LAP	LAPS LED	DISTANCE	VEHICLE
59	Alberto SOLERA	1	10	19.84 miles	Suzuki

Weather / Track : Drizzle / Damp

These results are provisional until the conclusion of any judicial and technical matters.

Snetterton 200

Circuit Length = 1.9840 miles

Start: 13:02 Flag 13:17 End: 13:19

Clerk Of Course :

Timekeeper : Nick Palmer

Thundersport GB Championships 2019 - Rnd 2 @ Snetterton



Thundersport GP2 Supertwins & Stocktwins



RACE 14 - CLASSIFICATION

POS	NO	CL	PIC NAME	ENTRY	LAPS	TIME	GAP	DIFF	MPH	BEST	ON
1	34	GP2	Jonathan PERRY	Kawasaki - Gordon Huxley Racing	10	15:45.823			75.51	1:31.352	10
2	87	GP2	Jamie EDWARDS	Suzuki - Slidesports	10	15:48.246	2.423	2.423	75.32	1:32.385	9
3	2	GP2	Roddy TAYLOR	Suzuki - Roddy Taylor Racing	10	15:50.388	4.565	2.142	75.15	1:32.685	8
4	59	ST	Alberto SOLERA	Suzuki - Solera Sport	10	15:56.019	10.196	5.631	74.71	1:33.455	5
5	33	ST	Taylor ROSE	Suzuki - Taylor Rose Racing	10	16:10.788	24.965	14.769	73.57	1:34.274	7
6	111	ST	Ryan FOLKES	Suzuki - Folkes Racing	10	16:13.670	27.847	2.882	73.35	1:34.530	10
7	5	ST	Will YOUNG	Suzuki - British Army Race Team	10	16:51.978	1:06.155	38.308	70.57	1:39.089	5
8	171	Cup	Zak SHELTON	Kawasaki - M&S Performance	10	16:58.074	1:12.251	6.096	70.15	1:40.070	5
9	36	GP2	John BAIN	Suzuki - Angleseys Fastest Easter Egg	10	17:03.996	1:18.173	5.922	69.75	1:38.270	8
10	96	GP2	Neil GREGORY	Ducati - Knight Road Racing	10	17:19.529	1:33.706	15.533	68.70	1:41.890	9
11	55	ST	Ben RAINBOW	Suzuki - RAF MSA	10	17:26.650	1:40.827	7.121	68.24	1:42.480	6
12	29	ST	James ALDER	Suzuki - British Army Race Team	9	15:59.703	1 Lap	1 Lap	66.98	1:43.625	6
13	77	Cup	Finley ARSCOTT	Kawasaki - Arscott Racing	9	16:01.666	1 Lap	1.963	66.84	1:40.264	7
14	164	Cup	Joe DUGGAN	Kawasaki - M&S Performance	9	16:02.062	1 Lap	0.396	66.81	1:43.950	5
15	4	ST	Andrew CASTLE	Suzuki - RAF MSA	9	17:04.206	1 Lap	1:02.144	62.76	1:48.827	4

NOT CLASSIFIED

DNF	616	GP2	Craig SZCZYPEK	Suzuki - 2Zs Racing	6	9:38.050	4 Laps	3 Laps	74.13	1:33.901	5
DNF	48	GP2	Michael REES	Kawasaki - Rees Racing	5	9:03.772	5 Laps	1 Lap	65.67	1:45.787	2
DNF	8	Cup	Harris BEECH	Yamaha - Batham Racing	1	2:00.522	9 Laps	4 Laps	59.26		
DNF	9	ST	Dean ARMSTRONG	Suzuki - Deano Racing	0						
DNF	54	ST	Thomas FOSTER	Suzuki - Foster Racing	0						
DNF	73	GP2	Vincent LEWIN	Suzuki - VinitwinRacing.co.uk	0						
DNF	76	GP2	Jacque FOLEY	Kramer - Rustic Racing	0						

FASTEST LAP

34	GP2	Jonathan PERRY	Kawasaki - Gordon Huxley Racing	10	1:31.352	78.18 mph	125.82 kph
59	ST	Alberto SOLERA	Suzuki - Solera Sport	5	1:33.455	76.42 mph	122.99 kph
171	Cup	Zak SHELTON	Kawasaki - M&S Performance	5	1:40.070	71.37 mph	114.86 kph

Class GP2 - 92.5% of Race Speed = 69.84 mph

Class ST - 92.5% of Race Speed = 69.10 mph

Class Cup - 92.5% of Race Speed = 64.88 mph

Snetterton 200

Circuit Length = 1.9840 miles

Start: 17:12 Flag 17:27 End: 17:29

Weather / Track : Rain / Wet

These results are provisional until the conclusion of any judicial and technical matters.

Clerk Of Course :	Timekeeper : Nick Palmer
-------------------	--------------------------

Results can be found at www.tsl-timing.com

Printed - 17:29 Saturday, 27 April 2019



Thundersport GB Championships 2019 - Rnd 2 @ Snetterton

Thundersport GP2 Supertwins & Stocktwins

RACE 14 - LAP CHART

LAP 1 @ 17:13:45.612

NO	BEHIND	LAP TIME
34		1:42.565
2	0.603	1:43.168
59	1.152	1:43.717
616	1.892	1:44.457
87	2.829	1:45.394
111	4.400	1:46.965
33	4.432	1:46.997
96	8.434	1:50.999
5	8.785	1:51.350
171	9.587	1:52.152
48	11.182	1:53.747
55	11.740	1:54.305
164	13.082	1:55.647
36	13.833	1:56.398
29	13.984	1:56.549
4	16.579	1:59.144
77	17.898	2:00.463
8	17.957	2:00.522

LAP 2 @ 17:15:21.916

NO	BEHIND	LAP TIME
59		1:35.152
34	0.113	1:36.417
2	0.678	1:36.379
616	0.913	1:35.325
87	1.738	1:35.213
33	7.142	1:39.014
111	7.634	1:39.538
96	14.718	1:42.588
5	14.852	1:42.371
171	15.814	1:42.531
55	20.622	1:45.186
48	20.665	1:45.787
36	21.738	1:44.209
164	21.905	1:45.127
29	24.990	1:47.310
77	27.001	1:45.407
4	30.398	1:50.123

LAP 3 @ 17:16:56.677

NO	BEHIND	LAP TIME
59		1:34.761
34	0.353	1:35.001
616	1.110	1:34.958
87	1.219	1:34.242
2	1.771	1:35.854
33	11.107	1:38.726
111	11.222	1:38.349
5	21.722	1:41.631
171	22.223	1:41.170
96	23.052	1:43.095
55	29.513	1:43.652
36	31.048	1:44.071
48	32.103	1:46.199
164	33.346	1:46.202
29	35.486	1:45.257
77	35.663	1:43.423
4	45.041	1:49.404

LAP 4 @ 17:18:30.893

NO	BEHIND	LAP TIME
59		1:34.216
87	0.646	1:33.643
34	0.676	1:34.539
616	1.730	1:34.836
2	1.771	1:34.216
33	13.378	1:36.487
111	14.017	1:37.011
5	27.060	1:39.554
171	28.099	1:40.092
96	30.955	1:42.119
55	37.821	1:42.524
36	39.050	1:42.218
164	43.858	1:44.728
48	45.422	1:47.535
29	45.752	1:44.482
77	46.178	1:44.731
4	59.652	1:48.827

LAP 5 @ 17:20:04.348

NO	BEHIND	LAP TIME
59		1:33.455
34	0.695	1:33.474
87	1.224	1:34.033
616	2.176	1:33.901
2	2.598	1:34.282
33	15.804	1:35.881
111	15.907	1:35.345
5	32.694	1:39.089
171	34.714	1:40.070
96	40.254	1:42.754
36	46.905	1:41.310
55	48.409	1:44.043
164	54.353	1:43.950
29	58.347	1:46.050
48	1:02.471	1:50.504
77	1:09.021	1:56.298
4	1:15.700	1:49.503

LAP 6 @ 17:21:38.143

NO	BEHIND	LAP TIME
59		1:33.795
34	0.419	1:33.519
87	1.112	1:33.683
2	2.536	1:33.733
616	2.954	1:34.573
33	17.628	1:35.619
111	18.462	1:36.350
5	38.136	1:39.237
171	41.098	1:40.179
96	51.369	1:44.910
36	53.098	1:39.988
55	57.094	1:42.480
164	1:04.777	1:44.219
29	1:08.177	1:43.625
77	1:19.175	1:43.949

LAP 7 @ 17:23:12.347

NO	BEHIND	LAP TIME
59		1:34.204
34	0.129	1:33.914

87	0.568	1:33.660
4	1 Lap	1:53.712
2	1.604	1:33.272
33	17.698	1:34.274
111	19.499	1:35.241
5	43.099	1:39.167
171	47.585	1:40.691
36	58.205	1:39.311
96	1:00.362	1:43.197
55	1:05.787	1:42.897
164	1:16.546	1:45.973
29	1:17.799	1:43.826
77	1:25.235	1:40.264

55 1:40.827 1:44.958

LAP 8 @ 17:24:44.823

NO	BEHIND	LAP TIME
34		1:32.347
59	1.370	1:33.846
87	1.600	1:33.508
2	1.813	1:32.685
33	20.061	1:34.839
111	22.768	1:35.745
4	1 Lap	1:55.461
5	50.878	1:40.255
171	55.302	1:40.193
36	1:03.999	1:38.270
96	1:12.201	1:44.315
55	1:16.510	1:43.199
29	1:29.932	1:44.609

LAP 9 @ 17:26:17.518

NO	BEHIND	LAP TIME
34		1:32.695
164	1 Lap	1:48.771
87	1.290	1:32.385
2	2.045	1:32.927
77	1 Lap	1:42.475
59	3.301	1:34.626
33	22.025	1:34.659
111	24.669	1:34.596
4	1 Lap	1:58.383
5	57.894	1:39.711
171	1:02.968	1:40.361
36	1:10.388	1:39.084
96	1:21.396	1:41.890
55	1:27.221	1:43.406

LAP 10 @ 17:27:48.870

NO	BEHIND	LAP TIME
34		1:31.352
87	2.423	1:32.485
2	4.565	1:33.872
59	10.196	1:38.247
29	1 Lap	1:47.995
77	1 Lap	1:44.656
164	1 Lap	1:47.445
33	24.965	1:34.292
111	27.847	1:34.530
5	1:06.155	1:39.613
171	1:12.251	1:40.635
36	1:18.173	1:39.137
4	1 Lap	1:59.649
96	1:33.706	1:43.662

Weather / Track : Rain / Wet

Results can be found at www.tsl-timing.com

Snetterton 200

Circuit Length = 1.9840 miles

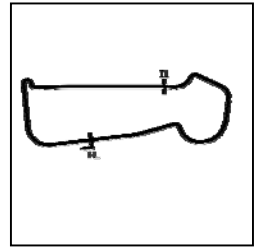
Start: 17:12 Flag 17:27 End: 17:29

Printed - 17:31 Saturday, 27 April 2019

Thundersport GB Championships 2019 - Rnd 2 @ Snetterton

Thundersport GP2 Supertwins & Stocktwins

RACE 14 - SECTOR ANALYSIS



SECTOR 1 = FL to I1, SECTOR 2 = I1 to FL, DIFF = Difference To Personal Best Lap, P = Crossed Finish Line in Pit Lane, D = Time Disallowed

P1 34 GP2		Jonathan PERRY		Kawasaki - Gordon Huxley Racing			
IDEAL LAP TIME : 1:31.255		BEST LAP TIME : 1:31.352		DIFFERENCE : 0.097			
LAP	SECTOR 1	SECTOR 2		LAP TIME	MPH	DIFF	TIME OF DAY
1 -		53.247	118.5	1:42.565	69.63	11.213	17:13:45.612
2 -	44.319	52.098	119.8	1:36.417	74.07	5.065	17:15:22.029
3 -	43.425	51.576	122.4	1:35.001	75.18	3.649	17:16:57.030
4 -	43.510	51.029	122.0	1:34.539	75.55	3.187	17:18:31.569
5 -	42.612	50.862	123.1	1:33.474	76.41	2.122	17:20:05.043
6 -	43.058	50.461	122.9	1:33.519	76.37	2.167	17:21:38.562
7 -	43.014	50.900	122.2	1:33.914	76.05	2.562	17:23:12.476
8 -	42.580	49.767	121.7	1:32.347 (2)	77.34	0.995	17:24:44.823
9 -	42.222	50.473	122.9	1:32.695 (3)	77.05	1.343	17:26:17.518
10 -	42.319	49.033	120.0	1:31.352 (1)	78.18		17:27:48.870

P2 87 GP2		Jamie EDWARDS		Suzuki - Slidesports			
IDEAL LAP TIME : 1:32.133		BEST LAP TIME : 1:32.385		DIFFERENCE : 0.252			
LAP	SECTOR 1	SECTOR 2		LAP TIME	MPH	DIFF	TIME OF DAY
1 -		52.288	117.9	1:45.394	67.76	13.009	17:13:48.441
2 -	44.243	50.970	118.3	1:35.213	75.01	2.828	17:15:23.654
3 -	43.641	50.601	119.8	1:34.242	75.78	1.857	17:16:57.896
4 -	42.975	50.668	117.1	1:33.643	76.27	1.258	17:18:31.539
5 -	43.109	50.924	118.7	1:34.033	75.95	1.648	17:20:05.572
6 -	42.905	50.778	118.7	1:33.683	76.24	1.298	17:21:39.255
7 -	43.450	50.210	118.7	1:33.660	76.26	1.275	17:23:12.915
8 -	43.354	50.154	119.4	1:33.508 (3)	76.38	1.123	17:24:46.423
9 -	42.513	49.872	117.5	1:32.385 (1)	77.31		17:26:18.808
10 -	42.865	49.620	117.9	1:32.485 (2)	77.22	0.100	17:27:51.293

P3 2 GP2		Roddy TAYLOR		Suzuki - Roddy Taylor Racing			
IDEAL LAP TIME : 1:32.685		BEST LAP TIME : 1:32.685		DIFFERENCE : 0.000			
LAP	SECTOR 1	SECTOR 2		LAP TIME	MPH	DIFF	TIME OF DAY
1 -		52.276	117.3	1:43.168	69.23	10.483	17:13:46.215
2 -	45.103	51.276	119.1	1:36.379	74.10	3.694	17:15:22.594
3 -	43.916	51.938	118.9	1:35.854	74.51	3.169	17:16:58.448
4 -	43.751	50.465	119.6	1:34.216	75.81	1.531	17:18:32.664
5 -	43.683	50.599	118.5	1:34.282	75.75	1.597	17:20:06.946
6 -	43.416	50.317	117.5	1:33.733	76.20	1.048	17:21:40.679
7 -	43.071	50.201	117.5	1:33.272 (3)	76.57	0.587	17:23:13.951
8 -	43.022	49.663	119.4	1:32.685 (1)	77.06		17:24:46.636
9 -	43.106	49.821	117.1	1:32.927 (2)	76.86	0.242	17:26:19.563
10 -	44.048	49.824	115.3	1:33.872	76.08	1.187	17:27:53.435

P4 59 ST		Alberto SOLERA		Suzuki - Solera Sport			
IDEAL LAP TIME : 1:33.409		BEST LAP TIME : 1:33.455		DIFFERENCE : 0.046			
LAP	SECTOR 1	SECTOR 2		LAP TIME	MPH	DIFF	TIME OF DAY
1 -		52.647	114.1	1:43.717	68.86	10.262	17:13:46.764
2 -	44.156	50.996	112.5	1:35.152	75.06	1.697	17:15:21.916
3 -	43.943	50.818	112.4	1:34.761	75.37	1.306	17:16:56.677
4 -	43.508	50.708	112.0	1:34.216	75.81	0.761	17:18:30.893
5 -	43.224	50.231	112.0	1:33.455 (1)	76.42		17:20:04.348
6 -	43.378	50.417	111.8	1:33.795 (2)	76.15	0.340	17:21:38.143
7 -	43.180	51.024	111.1	1:34.204	75.81	0.749	17:23:12.347
8 -	43.617	50.229	113.3	1:33.846 (3)	76.10	0.391	17:24:46.193
9 -	43.661	50.965	114.9	1:34.626	75.48	1.171	17:26:20.819
10 -	45.517	52.730	111.4	1:38.247	72.69	4.792	17:27:59.066

P5 33 ST		Taylor ROSE		Suzuki - Taylor Rose Racing			
IDEAL LAP TIME : 1:34.195		BEST LAP TIME : 1:34.274		DIFFERENCE : 0.079			
LAP	SECTOR 1	SECTOR 2		LAP TIME	MPH	DIFF	TIME OF DAY

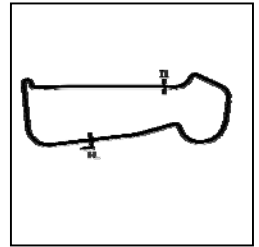
Weather / Track : Rain / Wet

Snetterton 200
Circuit Length = 1.9840 miles
Start: 17:12 Flag 17:27 End: 17:29

Thundersport GB Championships 2019 - Rnd 2 @ Snetterton

Thundersport GP2 Supertwins & Stocktwins

RACE 14 - SECTOR ANALYSIS



SECTOR 1 = FL to I1, SECTOR 2 = I1 to FL, DIFF = Difference To Personal Best Lap, P = Crossed Finish Line in Pit Lane, D = Time Disallowed

LAP	SECTOR 1	SECTOR 2	LAP TIME	MPH	DIFF	TIME OF DAY	
1 -		54.730	115.5	1:46.997	66.75	12.723	17:13:50.044
2 -	45.372	53.642	113.3	1:39.014	72.13	4.740	17:15:29.058
3 -	45.230	53.496	112.0	1:38.726	72.34	4.452	17:17:07.784
4 -	44.392	52.095	111.4	1:36.487	74.02	2.213	17:18:44.271
5 -	44.085	51.796	110.7	1:35.881	74.49	1.607	17:20:20.152
6 -	43.835	51.784	108.0	1:35.619	74.69	1.345	17:21:55.771
7 -	43.182	51.092	112.4	1:34.274 (1)	75.76		17:23:30.045
8 -	43.182	51.657	111.6	1:34.839	75.31	0.565	17:25:04.884
9 -	43.288	51.371	111.2	1:34.659 (3)	75.45	0.385	17:26:39.543
10 -	43.279	51.013	112.0	1:34.292 (2)	75.74	0.018	17:28:13.835

P6 111 ST Ryan FOLKES			Suzuki - Folkes Racing				
IDEAL LAP TIME : 1:34.331		BEST LAP TIME : 1:34.530		DIFFERENCE : 0.199			
LAP	SECTOR 1	SECTOR 2	LAP TIME	MPH	DIFF	TIME OF DAY	
1 -		55.023	112.4	1:46.965	66.77	12.435	17:13:50.012
2 -	45.633	53.905	112.2	1:39.538	71.75	5.008	17:15:29.550
3 -	45.010	53.339	116.5	1:38.349	72.62	3.819	17:17:07.899
4 -	44.436	52.575	112.0	1:37.011	73.62	2.481	17:18:44.910
5 -	44.107	51.238	114.7	1:35.345	74.91	0.815	17:20:20.255
6 -	44.383	51.967	109.8	1:36.350	74.13	1.820	17:21:56.605
7 -	44.182	51.059	109.6	1:35.241 (3)	74.99	0.711	17:23:31.846
8 -	44.192	51.553	110.1	1:35.745	74.59	1.215	17:25:07.591
9 -	43.945	50.651	109.6	1:34.596 (2)	75.50	0.066	17:26:42.187
10 -	43.680	50.850	111.6	1:34.530 (1)	75.55		17:28:16.717

P7 5 ST Will YOUNG			Suzuki - British Army Race Team				
IDEAL LAP TIME : 1:38.809		BEST LAP TIME : 1:39.089		DIFFERENCE : 0.280			
LAP	SECTOR 1	SECTOR 2	LAP TIME	MPH	DIFF	TIME OF DAY	
1 -		57.189	106.1	1:51.350	64.14	12.261	17:13:54.397
2 -	47.182	55.189	111.1	1:42.371	69.77	3.282	17:15:36.768
3 -	47.002	54.629	107.2	1:41.631	70.27	2.542	17:17:18.399
4 -	45.751	53.803	101.9	1:39.554	71.74	0.465	17:18:57.953
5 -	45.663	53.426	105.5	1:39.089 (1)	72.08		17:20:37.042
6 -	45.701	53.536	105.0	1:39.237 (3)	71.97	0.148	17:22:16.279
7 -	45.383	53.784	105.3	1:39.167 (2)	72.02	0.078	17:23:55.446
8 -	46.398	53.857	105.5	1:40.255	71.24	1.166	17:25:35.701
9 -	45.978	53.733	105.3	1:39.711	71.63	0.622	17:27:15.412
10 -	46.010	53.603	106.6	1:39.613	71.70	0.524	17:28:55.025

P8 171 Cup Zak SHELTON			Kawasaki - M&S Performance				
IDEAL LAP TIME : 1:39.594		BEST LAP TIME : 1:40.070		DIFFERENCE : 0.476			
LAP	SECTOR 1	SECTOR 2	LAP TIME	MPH	DIFF	TIME OF DAY	
1 -		57.314	104.6	1:52.152	63.68	12.082	17:13:55.199
2 -	47.544	54.987	104.3	1:42.531	69.66	2.461	17:15:37.730
3 -	46.279	54.891	104.2	1:41.170	70.59	1.100	17:17:18.900
4 -	45.858	54.234	103.0	1:40.092 (2)	71.35	0.022	17:18:58.992
5 -	46.028	54.042	100.9	1:40.070 (1)	71.37		17:20:39.062
6 -	46.078	54.101	100.9	1:40.179 (3)	71.29	0.109	17:22:19.241
7 -	46.369	54.322	100.3	1:40.691	70.93	0.621	17:23:59.932
8 -	46.457	53.736	101.3	1:40.193	71.28	0.123	17:25:40.125
9 -	46.452	53.909	100.1	1:40.361	71.16	0.291	17:27:20.486
10 -	45.942	54.693	101.2	1:40.635	70.97	0.565	17:29:01.121

P9 36 GP2 John BAIN			Suzuki - Angleseys Fastest Easter Egg				
IDEAL LAP TIME : 1:37.866		BEST LAP TIME : 1:38.270		DIFFERENCE : 0.404			
LAP	SECTOR 1	SECTOR 2	LAP TIME	MPH	DIFF	TIME OF DAY	
1 -		58.769	115.7	1:56.398	61.36	18.128	17:13:59.445
2 -	48.026	56.183	117.5	1:44.209	68.54	5.939	17:15:43.654
3 -	47.800	56.271	117.1	1:44.071	68.63	5.801	17:17:27.725
4 -	47.311	54.907	115.5	1:42.218	69.87	3.948	17:19:09.943

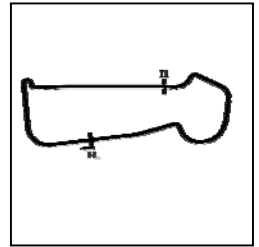
Weather / Track : Rain / Wet

Snetterton 200
Circuit Length = 1.9840 miles
Start: 17:12 Flag 17:27 End: 17:29

Thundersport GB Championships 2019 - Rnd 2 @ Snetterton

Thundersport GP2 Supertwins & Stocktwins

RACE 14 - SECTOR ANALYSIS



SECTOR 1 = FL to I1, SECTOR 2 = I1 to FL, DIFF = Difference To Personal Best Lap, P = Crossed Finish Line in Pit Lane, D = Time Disallowed

5 -	46.847	54.463	113.1	1:41.310	70.50	3.040	17:20:51.253
6 -	46.566	53.422	115.5	1:39.988	71.43	1.718	17:22:31.241
7 -	45.643	53.668	115.5	1:39.311	71.92	1.041	17:24:10.552
8 -	45.003	53.267	114.9	1:38.270 (1)	72.68		17:25:48.822
9 -	45.108	53.976	115.3	1:39.084 (2)	72.08	0.814	17:27:27.906
10 -	46.274	52.863	115.9	1:39.137 (3)	72.04	0.867	17:29:07.043

P10	96 GP2	Neil GREGORY	Ducati - Knight Road Racing
IDEAL LAP TIME :	1:41.675	BEST LAP TIME :	1:41.890
		DIFFERENCE :	0.215

LAP	SECTOR 1	SECTOR 2	LAP TIME	MPH	DIFF	TIME OF DAY
1 -		56.915 108.2	1:50.999	64.34	9.109	17:13:54.046
2 -	47.479	55.109 108.2	1:42.588 (3)	69.62	0.698	17:15:36.634
3 -	47.262	55.833 108.7	1:43.095	69.28	1.205	17:17:19.729
4 -	47.463	54.656 107.2	1:42.119 (2)	69.94	0.229	17:19:01.848
5 -	47.380	55.374 104.8	1:42.754	69.51	0.864	17:20:44.602
6 -	47.817	57.093 105.5	1:44.910	68.08	3.020	17:22:29.512
7 -	47.326	55.871 107.7	1:43.197	69.21	1.307	17:24:12.709
8 -	47.801	56.514 106.5	1:44.315	68.47	2.425	17:25:57.024
9 -	47.019	54.871 105.8	1:41.890 (1)	70.10		17:27:38.914
10 -	47.601	56.061 107.0	1:43.662	68.90	1.772	17:29:22.576

P11	55 ST	Ben RAINBOW	Suzuki - RAF MSA
IDEAL LAP TIME :	1:42.067	BEST LAP TIME :	1:42.480
		DIFFERENCE :	0.413

LAP	SECTOR 1	SECTOR 2	LAP TIME	MPH	DIFF	TIME OF DAY
1 -		58.641 110.9	1:54.305	62.48	11.825	17:13:57.352
2 -	48.337	56.849 109.8	1:45.186	67.90	2.706	17:15:42.538
3 -	48.234	55.418 109.6	1:43.652	68.90	1.172	17:17:26.190
4 -	47.363	55.161 109.4	1:42.524 (2)	69.66	0.044	17:19:08.714
5 -	47.596	56.447 110.0	1:44.043	68.64	1.563	17:20:52.757
6 -	47.575	54.905 109.8	1:42.480 (1)	69.69		17:22:35.237
7 -	47.162	55.735 109.4	1:42.897 (3)	69.41	0.417	17:24:18.134
8 -	47.404	55.795 108.5	1:43.199	69.21	0.719	17:26:01.333
9 -	47.694	55.712 109.6	1:43.406	69.07	0.926	17:27:44.739
10 -	48.156	56.802 110.0	1:44.958	68.05	2.478	17:29:29.697

P12	29 ST	James ALDER	Suzuki - British Army Race Team
IDEAL LAP TIME :	1:43.396	BEST LAP TIME :	1:43.625
		DIFFERENCE :	0.229

LAP	SECTOR 1	SECTOR 2	LAP TIME	MPH	DIFF	TIME OF DAY
1 -		59.495 109.4	1:56.549	61.28	12.924	17:13:59.596
2 -	49.432	57.878 110.7	1:47.310	66.55	3.685	17:15:46.906
3 -	47.562	57.695 108.9	1:45.257	67.85	1.632	17:17:32.163
4 -	47.126	57.356 109.1	1:44.482 (3)	68.36	0.857	17:19:16.645
5 -	48.660	57.390 106.5	1:46.050	67.35	2.425	17:21:02.695
6 -	47.355	56.270 108.7	1:43.625 (1)	68.92		17:22:46.320
7 -	47.347	56.479 108.2	1:43.826 (2)	68.79	0.201	17:24:30.146
8 -	47.634	56.975 105.1	1:44.609	68.27	0.984	17:26:14.755
9 -	50.555	57.440 108.2	1:47.995	66.13	4.370	17:28:02.750

P13	77 Cup	Finley ARSCOTT	Kawasaki - Arscott Racing
IDEAL LAP TIME :	1:40.264	BEST LAP TIME :	1:40.264
		DIFFERENCE :	0.000

LAP	SECTOR 1	SECTOR 2	LAP TIME	MPH	DIFF	TIME OF DAY
1 -		59.961 100.3	2:00.463	59.29	20.199	17:14:03.510
2 -	48.969	56.438 99.8	1:45.407	67.76	5.143	17:15:48.917
3 -	48.075	55.348 99.7	1:43.423 (3)	69.06	3.159	17:17:32.340
4 -	47.784	56.947 100.4	1:44.731	68.19	4.467	17:19:17.071
5 -	49.618	1:06.680 97.1	1:56.298	61.41	16.034	17:21:13.369
6 -	47.452	56.497 97.2	1:43.949	68.71	3.685	17:22:57.318
7 -	46.578	53.686 97.9	1:40.264 (1)	71.23		17:24:37.582
8 -	47.058	55.417 100.7	1:42.475 (2)	69.70	2.211	17:26:20.057
9 -	48.799	55.857 100.1	1:44.656	68.24	4.392	17:28:04.713

Weather / Track : Rain / Wet

Snetterton 200

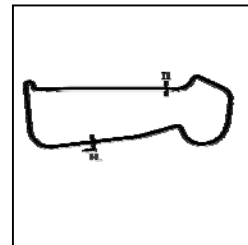
Circuit Length = 1.9840 miles

Start: 17:12 Flag 17:27 End: 17:29

Thundersport GB Championships 2019 - Rnd 2 @ Snetterton

Thundersport GP2 Supertwins & Stocktwins

RACE 14 - SECTOR ANALYSIS



SECTOR 1 = FL to I1, SECTOR 2 = I1 to FL, DIFF = Difference To Personal Best Lap, P = Crossed Finish Line in Pit Lane, D = Time Disallowed

P14 164 Cup		Joe DUGGAN		Kawasaki - M&S Performance			
IDEAL LAP TIME : 1:43.766		BEST LAP TIME : 1:43.950		DIFFERENCE : 0.184			
LAP	SECTOR 1	SECTOR 2		LAP TIME	MPH	DIFF	TIME OF DAY
1 -		58.395	96.5	1:55.647	61.76	11.697	17:13:58.694
2 -	48.914	56.213	98.1	1:45.127	67.94	1.177	17:15:43.821
3 -	48.925	57.277	96.4	1:46.202	67.25	2.252	17:17:30.023
4 -	49.061	55.667	92.8	1:44.728 (3)	68.20	0.778	17:19:14.751
5 -	48.250	55.700	91.3	1:43.950 (1)	68.71		17:20:58.701
6 -	48.703	55.516	90.9	1:44.219 (2)	68.53	0.269	17:22:42.920
7 -	48.366	57.607	89.2	1:45.973	67.39	2.023	17:24:28.893
8 -	51.034	57.737	90.0	1:48.771	65.66	4.821	17:26:17.664
9 -	49.717	57.728	90.8	1:47.445	66.47	3.495	17:28:05.109

P15 4 ST		Andrew CASTLE		Suzuki - RAF MSA			
IDEAL LAP TIME : 1:48.537		BEST LAP TIME : 1:48.827		DIFFERENCE : 0.290			
LAP	SECTOR 1	SECTOR 2		LAP TIME	MPH	DIFF	TIME OF DAY
1 -		1:02.084	108.5	1:59.144	59.94	10.317	17:14:02.191
2 -	50.260	59.863	107.3	1:50.123	64.85	1.296	17:15:52.314
3 -	49.682	59.722	103.8	1:49.404 (2)	65.28	0.577	17:17:41.718
4 -	49.870	58.957	101.9	1:48.827 (1)	65.63		17:19:30.545
5 -	49.580	59.923	102.7	1:49.503 (3)	65.22	0.676	17:21:20.048
6 -	52.017	1:01.695	100.7	1:53.712	62.81	4.885	17:23:13.760
7 -	52.354	1:03.107	99.1	1:55.461	61.86	6.634	17:25:09.221
8 -	54.336	1:04.047	95.5	1:58.383	60.33	9.556	17:27:07.604
9 -	54.634	1:05.015	95.1	1:59.649	59.69	10.822	17:29:07.253

P16 616 GP2		Craig SZCZYPEK		Suzuki - 2Zs Racing			
IDEAL LAP TIME : 1:33.894		BEST LAP TIME : 1:33.901		DIFFERENCE : 0.007			
LAP	SECTOR 1	SECTOR 2		LAP TIME	MPH	DIFF	TIME OF DAY
1 -		52.812	116.3	1:44.457	68.37	10.556	17:13:47.504
2 -	44.246	51.079	117.5	1:35.325	74.92	1.424	17:15:22.829
3 -	43.211	51.747	111.8	1:34.958	75.21	1.057	17:16:57.787
4 -	44.152	50.684	113.9	1:34.836 (3)	75.31	0.935	17:18:32.623
5 -	43.210	50.691	114.5	1:33.901 (1)	76.06		17:20:06.524
6 -	43.379	51.194	114.9	1:34.573 (2)	75.52	0.672	17:21:41.097

P17 48 GP2		Michael REES		Kawasaki - Rees Racing			
IDEAL LAP TIME : 1:44.884		BEST LAP TIME : 1:45.787		DIFFERENCE : 0.903			
LAP	SECTOR 1	SECTOR 2		LAP TIME	MPH	DIFF	TIME OF DAY
1 -		57.560	121.3	1:53.747	62.79	7.960	17:13:56.794
2 -	47.324	58.463	115.9	1:45.787 (1)	67.51		17:15:42.581
3 -	47.955	58.244	117.1	1:46.199 (2)	67.25	0.412	17:17:28.780
4 -	48.828	58.707	111.2	1:47.535 (3)	66.42	1.748	17:19:16.315
5 -	48.770	1:01.734	113.3	1:50.504	64.63	4.717	17:21:06.819

P18 8 Cup		Harris BEECH		Yamaha - Batham Racing			
IDEAL LAP TIME : 1:52.261		BEST LAP TIME :		DIFFERENCE :			
LAP	SECTOR 1	SECTOR 2		LAP TIME	MPH	DIFF	TIME OF DAY
1 -		1:00.911	98.2	2:00.522	59.26		17:14:03.569

Thundersport GB Championships 2019 - Rnd 2 @ Snetterton

Thundersport GP2 Supertwins & Stocktwins

RACE 14 - BEST SECTORS

SECTOR 1			SECTOR 2			IDEAL / BEST COMPARISON						
POS	NO	NAME	TIME	NO	NAME	TIME	POS	NO	NAME	IDEAL	BEST	DIFF
									PERFECT LAP	1:31.255		
1	34	PERRY	42.222	34	PERRY	49.033	1	34	PERRY	1:31.255	1:31.352	0.097
2	87	EDWARDS	42.513	87	EDWARDS	49.620	2	87	EDWARDS	1:32.133	1:32.385	0.252
3	2	TAYLOR	43.022	2	TAYLOR	49.663	3	2	TAYLOR	1:32.685	1:32.685	0.000
4	59	SOLERA	43.180	59	SOLERA	50.229	4	59	SOLERA	1:33.409	1:33.455	0.046
5	33	ROSE	43.182	111	FOLKES	50.651	5	616	SZCZYPEK	1:33.894	1:33.901	0.007
6	616	SZCZYPEK	43.210	616	SZCZYPEK	50.684	6	33	ROSE	1:34.195	1:34.274	0.079
7	111	FOLKES	43.680	33	ROSE	51.013	7	111	FOLKES	1:34.331	1:34.530	0.199
8	36	BAIN	45.003	36	BAIN	52.863	8	36	BAIN	1:37.866	1:38.270	0.404
9	5	YOUNG	45.383	5	YOUNG	53.426	9	5	YOUNG	1:38.809	1:39.089	0.280
10	171	SHELTON	45.858	77	ARSCOTT	53.686	10	171	SHELTON	1:39.594	1:40.070	0.476
11	77	ARSCOTT	46.578	171	SHELTON	53.736	11	77	ARSCOTT	1:40.264	1:40.264	0.000
12	96	GREGORY	47.019	96	GREGORY	54.656	12	96	GREGORY	1:41.675	1:41.890	0.215
13	29	ALDER	47.126	55	RAINBOW	54.905	13	55	RAINBOW	1:42.067	1:42.480	0.413
14	55	RAINBOW	47.162	164	DUGGAN	55.516	14	29	ALDER	1:43.396	1:43.625	0.229
15	48	REES	47.324	29	ALDER	56.270	15	164	DUGGAN	1:43.766	1:43.950	0.184
16	164	DUGGAN	48.250	48	REES	57.560	16	48	REES	1:44.884	1:45.787	0.903
17	4	CASTLE	49.580	4	CASTLE	58.957	17	4	CASTLE	1:48.537	1:48.827	0.290
18	8	BEECH	51.350	8	BEECH	1:00.911	18	8	BEECH	1:52.261		
19												
20												
21												
22												

Weather / Track : Rain / Wet

Results can be found at www.tsl-timing.com

Snetterton 200

Circuit Length = 1.9840 miles

Start: 17:12 Flag 17:27 End: 17:29

Printed - 17:29 Saturday, 27 April 2019

Thundersport GB Championships 2019 - Rnd 2 @ Snetterton

Thundersport GP2 Supertwins & Stocktwins

RACE 14 - BEST SPEEDS

POS	INTERMEDIATE 1			INTERMEDIATE 2			FINISH LINE		
	NO	NAME	MPH	NO	NAME	MPH	NO	NAME	MPH
1							34	PERRY	123.1
2							48	REES	121.3
3							87	EDWARDS	119.8
4							2	TAYLOR	119.6
5							36	BAIN	117.5
6							616	SZCZYPEK	117.5
7							111	FOLKES	116.5
8							33	ROSE	115.5
9							59	SOLERA	114.9
10							5	YOUNG	111.1
11							55	RAINBOW	110.9
12							29	ALDER	110.7
13							96	GREGORY	108.7
14							4	CASTLE	108.5
15							171	SHELTON	104.6
16							77	ARSCOTT	100.7
17							8	BEECH	98.2
18							164	DUGGAN	98.1
19									
20									
21									
22									

Thundersport GB Championships 2019 - Rnd 2 @ Snetterton

Thundersport GP2 Supertwins & Stocktwins

RACE 14 - STATISTICS

Competitors Started 21
Planned Start 2019-04-27 @ 16:40:00.000
Actual Start 2019-04-27 @ 17:12:03.046
Finish Time 2019-04-27 @ 17:27:48.869
Track Length 1.9840mi.
Total Laps 158
Total Distance Covered 313.4780mi.

Session Fastest Lap History

NO	CL	NAME	LAP TIME	TIME OF DAY	LAP	VEHICLE
59	ST	Alberto SOLERA	1:35.152	17:15:21.927	2	Suzuki
59	ST	Alberto SOLERA	1:34.761	17:16:56.688	3	Suzuki
87	GP2	Jamie EDWARDS	1:34.242	17:16:57.896	3	Suzuki
59	ST	Alberto SOLERA	1:34.216	17:18:30.904	4	Suzuki
87	GP2	Jamie EDWARDS	1:33.643	17:18:31.557	4	Suzuki
59	ST	Alberto SOLERA	1:33.455	17:20:04.359	5	Suzuki
2	GP2	Roddy TAYLOR	1:33.272	17:23:13.955	7	Suzuki
34	GP2	Jonathan PERRY	1:32.347	17:24:44.844	8	Kawasaki
34	GP2	Jonathan PERRY	1:31.352	17:27:48.892	10	Kawasaki

Session Leader History

NO	CL	NAME	FROM LAP	LAPS LED	DISTANCE	VEHICLE
34	GP2	Jonathan PERRY	1	1	1.98 miles	Kawasaki
59	ST	Alberto SOLERA	2	6	11.90 miles	Suzuki
34	GP2	Jonathan PERRY	8	3	5.95 miles	Kawasaki

Flag History

TYPE	TIME OF DAY
GREEN	17:12:03.046
FINISH	17:27:48.869

Flag Statistics

TYPE	COUNT	TOTAL LAPS	TOTAL TIME
Green	1	10	17:32.490
Red	0	0	0.000
Safety Car	0	0	0.000
FCY	0	0	0.000

Weather / Track : Rain / Wet

These results are provisional until the conclusion of any judicial and technical matters.

Snetterton 200

Circuit Length = 1.9840 miles

Start: 17:12 Flag 17:27 End: 17:29

Clerk Of Course :	Timekeeper : Nick Palmer
-------------------	--------------------------

Thundersport GB Championships 2019 - Rnd 2 @ Snetterton

Thundersport GP2 Supertwins & Stocktwins

RACE 14 - STATISTICS

CLASS : Cup

4 Starters

Fastest Lap History

NO	NAME	LAP TIME	TIME OF DAY	LAP	VEHICLE
171	Zak SHELTON	1:42.531	17:15:37.738	2	Kawasaki
171	Zak SHELTON	1:41.170	17:17:18.909	3	Kawasaki
171	Zak SHELTON	1:40.092	17:18:59.001	4	Kawasaki
171	Zak SHELTON	1:40.070	17:20:39.071	5	Kawasaki

Leader History

NO	NAME	FROM LAP	LAPS LED	DISTANCE	VEHICLE
171	Zak SHELTON	1	10	19.84 miles	Kawasaki

Weather / Track : Rain / Wet

These results are provisional until the conclusion of any judicial and technical matters.

Snetterton 200

Circuit Length = 1.9840 miles

Start: 17:12 Flag 17:27 End: 17:29

Clerk Of Course :

Timekeeper : Nick Palmer

Thundersport GB Championships 2019 - Rnd 2 @ Snetterton

Thundersport GP2 Supertwins & Stocktwins

RACE 14 - STATISTICS

CLASS : GP2

9 Starters

Fastest Lap History

NO	NAME	LAP TIME	TIME OF DAY	LAP	VEHICLE
34	Jonathan PERRY	1:36.417	17:15:22.029	2	Kawasaki
2	Roddy TAYLOR	1:36.379	17:15:22.598	2	Suzuki
616	Craig SZCZYPEK	1:35.325	17:15:22.847	2	Suzuki
87	Jamie EDWARDS	1:35.213	17:15:23.672	2	Suzuki
34	Jonathan PERRY	1:35.001	17:16:57.051	3	Kawasaki
616	Craig SZCZYPEK	1:34.958	17:16:57.805	3	Suzuki
87	Jamie EDWARDS	1:34.242	17:16:57.896	3	Suzuki
87	Jamie EDWARDS	1:33.643	17:18:31.557	4	Suzuki
34	Jonathan PERRY	1:33.474	17:20:05.064	5	Kawasaki
2	Roddy TAYLOR	1:33.272	17:23:13.955	7	Suzuki
34	Jonathan PERRY	1:32.347	17:24:44.844	8	Kawasaki
34	Jonathan PERRY	1:31.352	17:27:48.892	10	Kawasaki

Leader History

NO	NAME	FROM LAP	LAPS LED	DISTANCE	VEHICLE
34	Jonathan PERRY	1	3	5.95 miles	Kawasaki
87	Jamie EDWARDS	4	1	1.98 miles	Suzuki
34	Jonathan PERRY	5	6	11.90 miles	Kawasaki

Weather / Track : Rain / Wet

These results are provisional until the conclusion of any judicial and technical matters.

Snetterton 200

Circuit Length = 1.9840 miles

Start: 17:12 Flag 17:27 End: 17:29

Clerk Of Course :

Timekeeper : Nick Palmer

Thundersport GB Championships 2019 - Rnd 2 @ Snetterton

Thundersport GP2 Supertwins & Stocktwins

RACE 14 - STATISTICS

CLASS : ST

8 Starters

Fastest Lap History

NO	NAME	LAP TIME	TIME OF DAY	LAP	VEHICLE
59	Alberto SOLERA	1:35.152	17:15:21.927	2	Suzuki
59	Alberto SOLERA	1:34.761	17:16:56.688	3	Suzuki
59	Alberto SOLERA	1:34.216	17:18:30.904	4	Suzuki
59	Alberto SOLERA	1:33.455	17:20:04.359	5	Suzuki

Leader History

NO	NAME	FROM LAP	LAPS LED	DISTANCE	VEHICLE
59	Alberto SOLERA	1	10	19.84 miles	Suzuki

Weather / Track : Rain / Wet

These results are provisional until the conclusion of any judicial and technical matters.

Snetterton 200

Circuit Length = 1.9840 miles

Start: 17:12 Flag 17:27 End: 17:29

Clerk Of Course :

Timekeeper : Nick Palmer

Thundersport GB Championships 2019 - Rnd 2 @ Snetterton



Thundersport GP2 Supertwins & Stocktwins



MEGA LAPS

POS	NO	CL	PIC NAME	FIRST		SECOND		THIRD		GAP	DIFF
				TIME	LAPS	TIME	LAPS	TIME	LAPS		
1	34	GP2	1 Jonathan PERRY	1:27.353	10	1:27.581	10	1:31.352	10		
2	59	ST	1 Alberto SOLERA	1:28.655	9	1:28.122	10	1:33.455	10	0.769	0.769
3	76	GP2	2 Jacque FOLEY	1:28.162	9	1:28.994	10		0	0.809	0.040
4	87	GP2	3 Jamie EDWARDS		0	1:28.387	10	1:32.385	10	1.034	0.225
5	64	ST	2 Liam BASSETT	1:28.502	10	1:30.892	10		0	1.149	0.115
6	616	GP2	4 Craig SZCZYPEK	1:31.268	7	1:28.563	10	1:33.901	6	1.210	0.061
7	33	ST	3 Taylor ROSE	1:30.560	10	1:29.261	10	1:34.274	10	1.908	0.698
8	96	GP2	5 Neil GREGORY	1:29.565	10	1:30.426	10	1:41.890	10	2.212	0.304
9	5	ST	4 Will YOUNG	1:31.815	10	1:29.790	8	1:39.089	10	2.437	0.225
10	111	ST	5 Ryan FOLKES	1:31.093	10	1:30.128	10	1:34.530	10	2.775	0.338
11	2	GP2	6 Roddy TAYLOR	1:32.551	10	1:31.078	10	1:32.685	10	3.725	0.950
12	55	ST	6 Ben RAINBOW	1:35.972	9	1:33.868	10	1:42.480	10	6.515	2.790
13	164	Cup	1 Joe DUGGAN	1:34.805	9		0	1:43.950	9	7.452	0.937
14	171	Cup	2 Zak SHELTON	1:36.137	8	1:34.883	10	1:40.070	10	7.530	0.078
15	73	GP2	7 Vincent LEWIN	1:34.945	9		1		0	7.592	0.062
16	77	Cup	3 Finley ARSCOTT		0	1:34.960	10	1:40.264	9	7.607	0.015
17	48	GP2	8 Michael REES	1:38.637	7	1:35.381	10	1:45.787	5	8.028	0.421
18	8	Cup	4 Harris BEECH	1:41.614	5	1:36.633	10		1	9.280	1.252
19	36	GP2	9 John BAIN		0	1:37.356	9	1:38.270	10	10.003	0.723
20	29	ST	7 James ALDER	1:37.881	3	1:38.520	3	1:43.625	9	10.528	0.525
21	4	ST	8 Andrew CASTLE	1:47.229	7	1:42.451	9	1:48.827	9	15.098	4.570
22	54	ST	9 Thomas FOSTER	1:43.314	3	1:48.623	9		0	15.961	0.863
23	81	ST	10 Luke TERRY	1:52.730	2	1:43.756	9		0	16.403	0.442
24	9	ST	11 Dean ARMSTRONG		0		0		0		

Snetterton 200
 Circuit Length = 1.9840 miles
 Start: 17:12 Flag 17:27 End: 17:29

These results are provisional until the conclusion of any judicial and technical matters.

Clerk Of Course :	Timekeeper : Nick Palmer
-------------------	--------------------------

Results can be found at www.tsl-timing.com

Printed - 17:54 Saturday, 27 April 2019



Thundersport GB Championships 2019 - Rnd 2 @ Snetterton



Thundersport GP2 Supertwins & Stocktwins



RACE 8 & 17 - GRID (12 Laps)

ROW 8	24	9	Dean ARMSTRONG	1:43.756	23	81	Luke TERRY	1:43.314	22	54	Thomas FOSTER	
ROW 7		21	4	Andrew CASTLE	1:42.451	20	29	James ALDER	1:37.881	19	36	John BAIN
ROW 6	18	8	Harris BEECH	1:36.633	17	48	Michael REES	1:35.381	16	77	Finley ARSCOTT	
ROW 5		15	73	Vincent LEWIN	1:34.945	14	171	Zak SHELTON	1:34.883	13	164	Joe DUGGAN
ROW 4	12	55	Ben RAINBOW	1:33.868	11	2	Roddy TAYLOR	1:31.078	10	111	Ryan FOLKES	
ROW 3		9	5	Will YOUNG	1:29.790	8	96	Neil GREGORY	1:29.565	7	33	Taylor ROSE
ROW 2	6	616	Craig SZCZYPEK	1:28.563	5	64	Liam BASSETT	1:28.502	4	87	Jamie EDWARDS	
ROW 1		3	76	Jacque FOLEY	1:28.162	2	59	Alberto SOLERA	1:28.122	1	34	Jonathan PERRY
											Pole	

Snetterton 200
Circuit Length = 1.9840 miles

These results are provisional until the conclusion of any judicial and technical matters.

Clerk Of Course :	Timekeeper :
-------------------	--------------

Results can be found at www.tsl-timing.com

Printed - 17:58 Saturday, 27 April 2019



Thundersport GB Championships 2019 - Rnd 2 @ Snetterton

Thundersport GP2 Supertwins & Stocktwins & GESBK

WARM UP - CLASSIFICATION



POS	NO	CL	PIC NAME	ENTRY	TIME	ON	LAPS	GAP	DIFF	MPH
1	96	GP2	1 Neil GREGORY	Ducati - Knight Road Racing	1:32.592	4	5			77.13
2	76	GP2	2 Jacque FOLEY	Kramer - Rustic Racing	1:34.719	3	4	2.127	2.127	75.40
3	2	GP2	3 Roddy TAYLOR	Suzuki - Roddy Taylor Racing	1:35.613	5	5	3.021	0.894	74.70
4	9	ST	1 Dean ARMSTRONG	Suzuki - Deano Racing	1:37.566	4	4	4.974	1.953	73.20
5	55	ST	2 Ben RAINBOW	Suzuki - RAF MSA	1:38.929	4	4	6.337	1.363	72.19
6	77	Cup	1 Finley ARSCOTT	Kawasaki - Arscott Racing	1:40.279	5	5	7.687	1.350	71.22
7	73	GP2	4 Vincent LEWIN	Suzuki - VinitwinRacing.co.uk	1:40.590	3	4	7.998	0.311	71.00
8	36*	SBK	1 Stuart GOODSON	Suzuki - RNRMRRT	1:57.130	1	1	24.538	16.540	60.97
9	36	GP2	5 John BAIN	Suzuki - Angleseys Fastest Easter Egg			1			
10	164	Cup	2 Joe DUGGAN	Kawasaki - M&S Performance			1			
11	171	Cup	3 Zak SHELTON	Kawasaki - M&S Performance			1			
12	46	SBK	2 Greg LEWIS	Yamaha - SMD Tyres Racing			1			

* Bike 36 (Goodson) - No working transponder

Snetterton 200
Circuit Length = 1.9840 miles
Start: 09:30 Flag 09:38 End: 09:39

Weather / Track : Overcast / Dry

These results are provisional until the conclusion of any judicial and technical matters.

Clerk Of Course :

Timekeeper :

Results can be found at www.tsl-timing.com

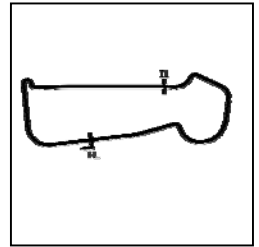
Printed - 09:40 Sunday, 28 April 2019



Thundersport GB Championships 2019 - Rnd 2 @ Snetterton

Thundersport GP2 Supertwins & Stocktwins & GESBK

WARM UP - SECTOR ANALYSIS



SECTOR 1 = FL to I1, SECTOR 2 = I1 to FL, DIFF = Difference To Personal Best Lap, P = Crossed Finish Line in Pit Lane, D = Time Disallowed

P1 96 GP2 Neil GREGORY		Ducati - Knight Road Racing					
IDEAL LAP TIME : 1:32.587		BEST LAP TIME : 1:32.592		DIFFERENCE : 0.005			
LAP	SECTOR 1	SECTOR 2		LAP TIME	MPH	DIFF	TIME OF DAY
1 -	47.931	52.516	112.4	1:40.447	71.10	7.855	09:32:27.084
2 -	44.587	50.985	113.9	1:35.572	74.73	2.980	09:34:02.656
3 -	44.230	50.372	114.3	1:34.602 (3)	75.50	2.010	09:35:37.258
4 -	43.145	49.447	114.1	1:32.592 (1)	77.13		09:37:09.850
5 -	43.140	49.855	115.1	1:32.995 (2)	76.80	0.403	09:38:42.845

P2 76 GP2 Jacque FOLEY		Kramer - Rustic Racing					
IDEAL LAP TIME : 1:34.719		BEST LAP TIME : 1:34.719		DIFFERENCE : 0.000			
LAP	SECTOR 1	SECTOR 2		LAP TIME	MPH	DIFF	TIME OF DAY
1 -	OUTLAP	53.428	119.8	1:44.621	68.27	9.902	09:34:53.905
2 -	44.572	52.447	119.8	1:37.019 (2)	73.61	2.300	09:36:30.924
3 -	43.449	51.270	120.4	1:34.719 (1)	75.40		09:38:05.643
4 -	44.969	56.218	117.7	1:41.187 (3)	70.58	6.468	09:39:46.830

P3 2 GP2 Roddy TAYLOR		Suzuki - Roddy Taylor Racing					
IDEAL LAP TIME : 1:35.177		BEST LAP TIME : 1:35.613		DIFFERENCE : 0.436			
LAP	SECTOR 1	SECTOR 2		LAP TIME	MPH	DIFF	TIME OF DAY
1 -	50.868	55.404	108.0	1:46.272	67.20	10.659	09:32:44.139
2 -	45.899	53.227	120.0	1:39.126	72.05	3.513	09:34:23.265
3 -	44.441	52.331	119.6	1:36.772 (3)	73.80	1.159	09:36:00.037
4 -	43.962	51.863	118.3	1:35.825 (2)	74.53	0.212	09:37:35.862
5 -	44.398	51.215	118.3	1:35.613 (1)	74.70		09:39:11.475

P4 9 ST Dean ARMSTRONG		Suzuki - Deano Racing					
IDEAL LAP TIME : 1:37.103		BEST LAP TIME : 1:37.566		DIFFERENCE : 0.463			
LAP	SECTOR 1	SECTOR 2		LAP TIME	MPH	DIFF	TIME OF DAY
1 -	OUTLAP	59.732	112.0	1:53.061	63.17	15.495	09:34:36.374
2 -	47.756	55.118	112.7	1:42.874 (3)	69.42	5.308	09:36:19.248
3 -	47.183	52.331	113.7	1:39.514 (2)	71.77	1.948	09:37:58.762
4 -	44.772	52.794	113.5	1:37.566 (1)	73.20		09:39:36.328

P5 55 ST Ben RAINBOW		Suzuki - RAF MSA					
IDEAL LAP TIME : 1:38.382		BEST LAP TIME : 1:38.929		DIFFERENCE : 0.547			
LAP	SECTOR 1	SECTOR 2		LAP TIME	MPH	DIFF	TIME OF DAY
1 -	52.405	58.791	107.5	1:51.196	64.23	12.267	09:32:35.697
2 -	48.162	54.868	111.6	1:43.030 (3)	69.32	4.101	09:34:18.727
3 -	47.023	53.313	114.5	1:40.336 (2)	71.18	1.407	09:35:59.063
4 -	45.634	53.295	115.3	1:38.929 (1)	72.19		09:37:37.992

P6 77 Cup Finley ARSCOTT		Kawasaki - Arscott Racing					
IDEAL LAP TIME : 1:40.279		BEST LAP TIME : 1:40.279		DIFFERENCE : 0.000			
LAP	SECTOR 1	SECTOR 2		LAP TIME	MPH	DIFF	TIME OF DAY
1 -	53.331	59.094	102.6	1:52.425	63.53	12.146	09:32:38.490
2 -	49.283	55.708	102.4	1:44.991	68.02	4.712	09:34:23.481
3 -	47.197	54.327	101.6	1:41.524 (2)	70.35	1.245	09:36:05.005
4 -	47.520	54.776	102.2	1:42.296 (3)	69.82	2.017	09:37:47.301
5 -	47.195	53.084	102.2	1:40.279 (1)	71.22		09:39:27.580

P7 73 GP2 Vincent LEWIN		Suzuki - VinitwinRacing.co.uk					
IDEAL LAP TIME : 1:40.590		BEST LAP TIME : 1:40.590		DIFFERENCE : 0.000			
LAP	SECTOR 1	SECTOR 2		LAP TIME	MPH	DIFF	TIME OF DAY
1 -	OUTLAP	57.891	118.7	1:52.250	63.63	11.660	09:34:37.740
2 -	47.202	55.644	117.9	1:42.846 (2)	69.44	2.256	09:36:20.586
3 -	46.737	53.853	117.1	1:40.590 (1)	71.00		09:38:01.176

Weather / Track : Overcast / Dry

Snetterton 200

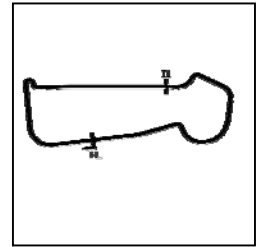
Circuit Length = 1.9840 miles

Start: 09:30 Flag 09:38 End: 09:39

Thundersport GB Championships 2019 - Rnd 2 @ Snetterton

Thundersport GP2 Supertwins & Stocktwins & GESBK

WARM UP - SECTOR ANALYSIS



SECTOR 1 = FL to I1, SECTOR 2 = I1 to FL, DIFF = Difference To Personal Best Lap, P = Crossed Finish Line in Pit Lane, D = Time Disallowed

4 - 48.635 57.307 100.3 1:45.942 (3) 67.41 5.352 09:39:47.118

P8	36 SBK	Stuart GOODSON	Suzuki - RNRMRRT			
IDEAL LAP TIME :		BEST LAP TIME : 1:57.130		DIFFERENCE :		
LAP	SECTOR 1	SECTOR 2	LAP TIME	MPH	DIFF	TIME OF DAY
1 -			1:57.130 (1)	60.97		09:33:22.982

P9	36 GP2	John BAIN	Suzuki - Angleseys Fastest Easter Egg			
IDEAL LAP TIME : 1:44.578		BEST LAP TIME :		DIFFERENCE :		
LAP	SECTOR 1	SECTOR 2	LAP TIME	MPH	DIFF	TIME OF DAY
1 -	OUTLAP	58.207	118.9	1:52.410	63.54	09:37:29.624

P10	164 Cup	Joe DUGGAN	Kawasaki - M&S Performance			
IDEAL LAP TIME :		BEST LAP TIME :		DIFFERENCE :		
LAP	SECTOR 1	SECTOR 2	LAP TIME	MPH	DIFF	TIME OF DAY
1 -	OUTLAP	55.162	99.7	1:46.163	67.27	09:38:37.346

P11	171 Cup	Zak SHELTON	Kawasaki - M&S Performance			
IDEAL LAP TIME :		BEST LAP TIME :		DIFFERENCE :		
LAP	SECTOR 1	SECTOR 2	LAP TIME	MPH	DIFF	TIME OF DAY
1 -	OUTLAP	54.467	102.1	1:43.653	68.90	09:38:36.471

P12	46 SBK	Greg LEWIS	Yamaha - SMD Tyres Racing			
IDEAL LAP TIME :		BEST LAP TIME :		DIFFERENCE :		
LAP	SECTOR 1	SECTOR 2	LAP TIME	MPH	DIFF	TIME OF DAY
1 -	OUTLAP	56.201	129.3	1:49.818	65.03	09:39:49.162

Thundersport GB Championships 2019 - Rnd 2 @ Snetterton

Thundersport GP2 Supertwins & Stocktwins & GESBK

WARM UP - BEST SECTORS

SECTOR 1			SECTOR 2			IDEAL / BEST COMPARISON						
POS	NO	NAME	TIME	NO	NAME	TIME	POS	NO	NAME	IDEAL	BEST	DIFF
									PERFECT LAP	1:32.587		
1	96	GREGORY	43.140	96	GREGORY	49.447	1	96	GREGORY	1:32.587	1:32.592	0.005
2	76	FOLEY	43.449	2	TAYLOR	51.215	2	76	FOLEY	1:34.719	1:34.719	0.000
3	2	TAYLOR	43.962	76	FOLEY	51.270	3	2	TAYLOR	1:35.177	1:35.613	0.436
4	9	ARMSTRONG	44.772	9	ARMSTRONG	52.331	4	9	ARMSTRONG	1:37.103	1:37.566	0.463
5	55	RAINBOW	45.087	77	ARSCOTT	53.084	5	55	RAINBOW	1:38.382	1:38.929	0.547
6	36	BAIN	46.371	55	RAINBOW	53.295	6	77	ARSCOTT	1:40.279	1:40.279	0.000
7	73	LEWIN	46.737	73	LEWIN	53.853	7	73	LEWIN	1:40.590	1:40.590	0.000
8	77	ARSCOTT	47.195	171	SHELTON	54.467	8	36	BAIN	1:44.578		
9				164	DUGGAN	55.162	9	164	DUGGAN			
10				46	LEWIS	56.201	10	171	SHELTON			
11				36	BAIN	58.207	11	36	GOODSON		1:57.130	
12							12	46	LEWIS			

Weather / Track : Overcast / Dry

Results can be found at www.tsl-timing.com

Snetterton 200
Circuit Length = 1.9840 miles
Start: 09:30 Flag 09:38 End: 09:39

Printed - 09:40 Sunday, 28 April 2019

Thundersport GB Championships 2019 - Rnd 2 @ Snetterton

Thundersport GP2 Supertwins & Stocktwins & GESBK

WARM UP - BEST SPEEDS

POS	INTERMEDIATE 1			INTERMEDIATE 2			FINISH LINE		
	NO	NAME	MPH	NO	NAME	MPH	NO	NAME	MPH
1							46	LEWIS	129.3
2							76	FOLEY	120.4
3							2	TAYLOR	120.0
4							36	BAIN	118.9
5							73	LEWIN	118.7
6							55	RAINBOW	115.3
7							96	GREGORY	115.1
8							9	ARMSTRONG	113.7
9							77	ARSCOTT	102.6
10							171	SHELTON	102.1
11							164	DUGGAN	99.7
12									

Weather / Track : Overcast / Dry

Results can be found at www.tsl-timing.com

Snetterton 200
Circuit Length = 1.9840 miles
Start: 09:30 Flag 09:38 End: 09:39

Printed - 09:40 Sunday, 28 April 2019

Thundersport GB Championships 2019 - Rnd 2 @ Snetterton

Thundersport GP2 Supertwins & Stocktwins & GESBK

WARM UP - STATISTICS

Competitors Started 12
Planned Start 2019-04-28 @ 09:36:00.000
Actual Start 2019-04-28 @ 09:30:23.856
Finish Time 2019-04-28 @ 09:38:15.171
Track Length 1.9840mi.
Total Laps 36
Total Distance Covered 71.4253mi.

Session Fastest Lap History

NO	CL	NAME	LAP TIME	TIME OF DAY	LAP	VEHICLE
96	GP2	Neil GREGORY	1:40.447	09:32:27.095	1	Ducati
96	GP2	Neil GREGORY	1:35.572	09:34:02.666	2	Ducati
96	GP2	Neil GREGORY	1:34.602	09:35:37.269	3	Ducati
96	GP2	Neil GREGORY	1:32.592	09:37:09.860	4	Ducati

Flag History

TYPE	TIME OF DAY
GREEN	09:30:23.856
FINISH	09:38:15.171

Flag Statistics

TYPE	COUNT	TOTAL LAPS	TOTAL TIME
Green	1	5	9:31.995
Red	0	0	0.000
Safety Car	0	0	0.000
FCY	0	0	0.000

Weather / Track : Overcast / Dry

These results are provisional until the conclusion of any judicial and technical matters.

Snetterton 200

Circuit Length = 1.9840 miles

Start: 09:30 Flag 09:38 End: 09:39

Clerk Of Course :

Timekeeper :

Thundersport GB Championships 2019 - Rnd 2 @ Snetterton

Thundersport GP2 Supertwins & Stocktwins & GESBK

WARM UP - STATISTICS

CLASS : Cup

3 Starters

Fastest Lap History

NO	NAME	LAP TIME	TIME OF DAY	LAP	VEHICLE
77	Finley ARSCOTT	1:52.425	09:32:38.495	1	Kawasaki
77	Finley ARSCOTT	1:44.991	09:34:23.486	2	Kawasaki
77	Finley ARSCOTT	1:41.524	09:36:05.011	3	Kawasaki
77	Finley ARSCOTT	1:40.279	09:39:27.586	5	Kawasaki

Weather / Track : Overcast / Dry

These results are provisional until the conclusion of any judicial and technical matters.

Snetterton 200

Circuit Length = 1.9840 miles

Start: 09:30 Flag 09:38 End: 09:39

Clerk Of Course :

Timekeeper :

Thundersport GB Championships 2019 - Rnd 2 @ Snetterton

Thundersport GP2 Supertwins & Stocktwins & GESBK

WARM UP - STATISTICS

CLASS : GP2

5 Starters

Fastest Lap History

NO	NAME	LAP TIME	TIME OF DAY	LAP	VEHICLE
96	Neil GREGORY	1:40.447	09:32:27.095	1	Ducati
96	Neil GREGORY	1:35.572	09:34:02.666	2	Ducati
96	Neil GREGORY	1:34.602	09:35:37.269	3	Ducati
96	Neil GREGORY	1:32.592	09:37:09.860	4	Ducati

Weather / Track : Overcast / Dry

These results are provisional until the conclusion of any judicial and technical matters.

Snetterton 200

Circuit Length = 1.9840 miles

Start: 09:30 Flag 09:38 End: 09:39

Clerk Of Course :

Timekeeper :

Thundersport GB Championships 2019 - Rnd 2 @ Snetterton

Thundersport GP2 Supertwins & Stocktwins & GESBK

WARM UP - STATISTICS

CLASS : ST

2 Starters

Fastest Lap History

NO	NAME	LAP TIME	TIME OF DAY	LAP	VEHICLE
55	Ben RAINBOW	1:51.196	09:32:35.717	1	Suzuki
55	Ben RAINBOW	1:43.030	09:34:18.746	2	Suzuki
55	Ben RAINBOW	1:40.336	09:35:59.082	3	Suzuki
55	Ben RAINBOW	1:38.929	09:37:38.011	4	Suzuki
9	Dean ARMSTRONG	1:37.566	09:39:36.342	4	Suzuki

Weather / Track : Overcast / Dry

These results are provisional until the conclusion of any judicial and technical matters.

Snetterton 200

Circuit Length = 1.9840 miles

Start: 09:30 Flag 09:38 End: 09:39

Clerk Of Course :

Timekeeper :

Thundersport GB Championships 2019 - Rnd 2 @ Snetterton

Thundersport GP2 Supertwins & Stocktwins & GESBK

WARM UP - STATISTICS

CLASS : SBK

2 Starters

Fastest Lap History

NO	NAME	LAP TIME	TIME OF DAY	LAP	VEHICLE
36	Stuart GOODSON	1:57.130	09:33:22.982	1	Suzuki

Weather / Track : Overcast / Dry

These results are provisional until the conclusion of any judicial and technical matters.

Snetterton 200

Circuit Length = 1.9840 miles

Start: 09:30 Flag 09:38 End: 09:39

Clerk Of Course :

Timekeeper :

Thundersport GB Championships 2019 - Rnd 2 @ Snetterton



Thundersport GP2 Supertwins & Stocktwins



RACE 8 - CLASSIFICATION

POS	NO	CL	PIC NAME	ENTRY	LAPS	TIME	GAP	DIFF	MPH	BEST	ON
1	34	GP2	Jonathan PERRY	Kawasaki - Gordon Huxley Racing	12	17:24.422			82.06	1:25.817	4
2	76	GP2	Jacque FOLEY	Kramer - Rustic Racing	12	17:36.379	11.957	11.957	81.13	1:25.145	10
3	87	GP2	Jamie EDWARDS	Suzuki - Slidesports	12	17:41.727	17.305	5.348	80.72	1:26.155	10
4	2	GP2	Roddy TAYLOR	Suzuki - Roddy Taylor Racing	12	17:45.521	21.099	3.794	80.43	1:26.660	9
5	111	ST	Ryan FOLKES	Suzuki - Folkes Racing	12	17:48.919	24.497	3.398	80.18	1:25.085	12
6	59	ST	Alberto SOLERA	Suzuki - Solera Sport	12	18:00.929	36.507	12.010	79.29	1:28.376	9
7	96	GP2	Neil GREGORY	Ducati - Knight Road Racing	12	18:10.755	46.333	9.826	78.57	1:29.269	4
8	64	ST	Liam BASSETT	Suzuki - Liam Bassett Racing	12	18:11.467	47.045	0.712	78.52	1:28.452	11
9	33	ST	Taylor ROSE	Suzuki - Taylor Rose Racing	12	18:19.569	55.147	8.102	77.94	1:28.648	11
10	73	GP2	Vincent LEWIN	Suzuki - VinitwinRacing.co.uk	12	18:31.335	1:06.913	11.766	77.12	1:30.459	11
11	36	GP2	John BAIN	Suzuki - Angleseys Fastest Easter Egg	12	18:34.498	1:10.076	3.163	76.90	1:30.544	7
12	5	ST	Will YOUNG	Suzuki - British Army Race Team	12	18:42.414	1:17.992	7.916	76.36	1:30.987	11
13	55	ST	Ben RAINBOW	Suzuki - RAF MSA	12	18:48.367	1:23.945	5.953	75.95	1:31.543	12
14	9	ST	Dean ARMSTRONG	Suzuki - Deano Racing	12	18:48.690	1:24.268	0.323	75.93	1:30.512	9
15	171	Cup	Zak SHELTON	Kawasaki - M&S Performance	11	17:36.984	1 Lap	1 Lap	74.33	1:33.099	11
16	164	Cup	Joe DUGGAN	Kawasaki - M&S Performance	11	17:37.283	1 Lap	0.299	74.31	1:32.755	11
17	77	Cup	Finley ARSCOTT	Kawasaki - Arscott Racing	11	17:38.038	1 Lap	0.755	74.25	1:33.434	8
18	8	Cup	Harris BEECH	Yamaha - Batham Racing	11	17:38.525	1 Lap	0.487	74.22	1:32.669	11
19	54	ST	Thomas FOSTER	Suzuki - Foster Racing	11	18:50.381	1 Lap	1:11.856	69.50	1:40.280	5

NOT CLASSIFIED

DNF	81	ST	Luke TERRY	Suzuki - RNRMRRT	8	13:43.418	4 Laps	3 Laps	69.39	1:40.310	6
DNF	616	GP2	Craig SZCZYPEK	Suzuki - 2Zs Racing	1	1:36.505	11 Laps	7 Laps	74.01		

FASTEST LAP

111	ST	Ryan FOLKES	Suzuki - Folkes Racing	12	1:25.085	83.94 mph	135.09 kph
76	GP2	Jacque FOLEY	Kramer - Rustic Racing	10	1:25.145	83.88 mph	135.00 kph
8	Cup	Harris BEECH	Yamaha - Batham Racing	11	1:32.669	77.07 mph	124.04 kph

Class GP2 - 92.5% of Race Speed = 75.90 mph

Class ST - 92.5% of Race Speed = 74.16 mph

Class Cup - 92.5% of Race Speed = 68.75 mph

Snetterton 200

Circuit Length = 1.9840 miles

Start: 14:05 Flag 14:23 End: 14:24

Weather / Track : Cloudy / Drying

These results are provisional until the conclusion of any judicial and technical matters.

Clerk Of Course :	Timekeeper : Nick Palmer
-------------------	--------------------------

Results can be found at www.tsl-timing.com

Printed - 14:24 Sunday, 28 April 2019



Thundersport GB Championships 2019 - Rnd 2 @ Snetterton

Thundersport GP2 Supertwins & Stocktwins

RACE 8 - LAP CHART

LAP 1 @ 14:07:09.665		
NO	BEHIND	LAP TIME

34		1:31.584
87	2.980	1:34.564
76	3.466	1:35.050
59	4.073	1:35.657
2	4.713	1:36.297
616	4.921	1:36.505
33	6.437	1:38.021
96	6.954	1:38.538
111	7.508	1:39.092
64	7.522	1:39.106
73	9.321	1:40.905
36	10.768	1:42.352
55	11.338	1:42.922
5	11.628	1:43.212
9	13.284	1:44.868
77	15.478	1:47.062
171	15.495	1:47.079
164	16.936	1:48.520
8	17.148	1:48.732
54	19.024	1:50.608
81	19.686	1:51.270

LAP 2 @ 14:08:37.528		
NO	BEHIND	LAP TIME

34		1:27.863
87	3.530	1:28.413
76	4.514	1:28.911
59	5.533	1:29.323
2	5.742	1:28.892
96	9.851	1:30.760
33	11.487	1:32.913
64	12.042	1:32.383
111	13.468	1:33.823
73	15.251	1:33.793
36	17.517	1:34.612
55	18.336	1:34.861
5	18.628	1:34.863
9	22.755	1:37.334
171	24.669	1:37.037
77	25.240	1:37.625
8	26.935	1:37.650
164	27.071	1:37.998
54	32.136	1:40.975
81	32.797	1:40.974

LAP 3 @ 14:10:04.228		
NO	BEHIND	LAP TIME

34		1:26.700
87	5.123	1:28.293
76	6.365	1:28.551
2	8.200	1:29.158
59	9.178	1:30.345
96	13.130	1:29.979
33	16.849	1:32.062
111	17.341	1:30.573
64	17.423	1:32.081
73	21.566	1:33.015
36	23.537	1:32.720
55	24.960	1:33.324
5	25.255	1:33.327
9	30.627	1:34.572

171	33.936	1:35.967
77	35.679	1:37.139
164	36.127	1:35.756
8	37.276	1:37.041
54	48.061	1:42.625
81	48.793	1:42.696

LAP 4 @ 14:11:30.045		
NO	BEHIND	LAP TIME

34		1:25.817
87	8.707	1:29.401
76	9.306	1:28.758
2	11.429	1:29.046
59	13.635	1:30.274
96	16.582	1:29.269
111	21.633	1:30.109
33	22.178	1:31.146
64	23.204	1:31.598
73	27.860	1:32.111
36	29.117	1:31.397
55	31.876	1:32.733
5	31.992	1:32.554
9	38.635	1:33.825
171	45.393	1:37.274
77	45.665	1:35.803
164	45.858	1:35.548
8	47.902	1:36.443
54	1:04.422	1:42.178
81	1:05.029	1:42.053

LAP 5 @ 14:12:56.034		
NO	BEHIND	LAP TIME

34		1:25.989
87	12.488	1:29.770
76	12.879	1:29.562
2	13.670	1:28.230
59	18.127	1:30.481
96	20.127	1:29.534
111	24.246	1:28.602
33	25.503	1:29.314
64	27.085	1:29.870
73	33.926	1:32.055
36	34.642	1:31.514
55	38.608	1:32.721
5	38.755	1:32.752
9	46.267	1:33.621
171	54.634	1:35.230
164	55.624	1:35.755
77	56.091	1:36.415
8	57.859	1:35.946
54	1:18.713	1:40.280
81	1:20.703	1:41.663

LAP 6 @ 14:14:21.979		
NO	BEHIND	LAP TIME

34		1:25.945
87	14.239	1:27.696
76	14.818	1:27.884
2	15.578	1:27.853
59	21.918	1:29.736
96	23.556	1:29.374
111	25.563	1:27.262
33	28.869	1:29.311

64	30.612	1:29.472
73	39.064	1:31.083
36	39.613	1:30.916
5	45.177	1:32.367
55	46.471	1:33.808
9	53.629	1:33.307
171	1:03.638	1:34.949
164	1:04.433	1:34.754
77	1:05.210	1:35.064
8	1:06.838	1:34.924

LAP 7 @ 14:15:48.531		
NO	BEHIND	LAP TIME

34		1:26.552
54	1 Lap	1:42.025
81	1 Lap	1:40.310
76	14.912	1:26.646
87	15.530	1:27.843
2	16.155	1:27.129
59	24.263	1:28.897
111	26.242	1:27.231
96	26.414	1:29.410
33	31.754	1:29.437
64	33.640	1:29.580
73	43.074	1:30.562
36	43.605	1:30.544
5	51.032	1:32.407
55	53.113	1:33.194
9	59.457	1:32.380
171	1:11.503	1:34.417
164	1:11.787	1:33.906
77	1:12.427	1:33.769
8	1:14.564	1:34.278

LAP 8 @ 14:17:14.592		
NO	BEHIND	LAP TIME

34		1:26.061
76	15.804	1:26.953
87	16.163	1:26.694
2	17.446	1:27.352
54	1 Lap	1:42.048
81	1 Lap	1:42.060
111	28.563	1:28.382
59	28.606	1:30.404
96	29.965	1:29.612
33	35.199	1:29.506
64	37.835	1:30.256
36	48.122	1:30.578
73	48.747	1:31.734
5	56.841	1:31.870
55	1:00.208	1:33.156
9	1:05.098	1:31.702
171	1:19.282	1:33.840
77	1:19.800	1:33.434
164	1:20.316	1:34.590
8	1:22.755	1:34.252

LAP 9 @ 14:18:40.844		
NO	BEHIND	LAP TIME

34		1:26.252
76	16.049	1:26.497
87	16.643	1:26.732
2	17.854	1:26.660

111	29.514	1:27.203
59	30.730	1:28.376
96	35.165	1:31.452
33	38.938	1:29.991
54	1 Lap	1:42.408
81	1 Lap	1:42.392
64	41.225	1:29.642
36	55.564	1:33.694
73	56.731	1:34.236
5	1:03.106	1:32.517
55	1:06.612	1:32.656
9	1:09.358	1:30.512
171	1:26.684	1:33.654
77	1:27.034	1:33.486

LAP 10 @ 14:20:08.350		
NO	BEHIND	LAP TIME

34		1:27.506
164	1 Lap	1:33.510
8	1 Lap	1:33.290
76	13.688	1:25.145
87	15.292	1:26.155
2	17.277	1:26.929
111	27.785	1:25.777
59	32.252	1:29.028
96	38.558	1:30.899
33	40.852	1:29.420
64	43.998	1:30.279
54	1 Lap	1:41.469
73	59.875	1:30.650
36	1:01.080	1:33.022
5	1:07.343	1:31.743
55	1:11.818	1:32.712
9	1:12.426	1:30.574

LAP 11 @ 14:21:35.664		
NO	BEHIND	LAP TIME

34		1:27.314
171	1 Lap	1:34.438
77	1 Lap	1:34.136
164	1 Lap	1:34.191
8	1 Lap	1:33.300
76	11.528	1:25.154
87	15.068	1:27.090
2	17.364	1:27.401
111	26.251	1:25.780
59	33.662	1:28.724
33	42.186	1:28.648
96	42.361	1:31.117
64	45.136	1:28.452
73	1:03.020	1:30.459
36	1:05.975	1:32.209
54	1 Lap	1:43.557
5	1:11.016	1:30.987
55	1:19.241	1:34.737
9	1:19.256	1:34.144

LAP 12 @ 14:23:02.503		
NO	BEHIND	LAP TIME

34		1:26.839
76	11.957	1:27.268
171	1 Lap	1:33.099
164	1 Lap	1:32.755

77	1 Lap	1:34.105
8	1 Lap	1:32.669
87	17.305	1:29.076
2	21.099	1:30.574
111	24.497	1:25.085
59	36.507	1:29.684
96	46.333	1:30.811
64	47.045	1:28.748
33	55.147	1:39.800
73	1:06.913	1:30.732
36	1:10.076	1:30.940
5	1:17.992	1:33.815
55	1:23.945	1:31.543
9	1:24.268	1:31.851
54	1 Lap	1:42.208

Weather / Track : Cloudy / Drying

Snetterton 200

Circuit Length = 1.9840 miles

Start: 14:05 Flag 14:23 End: 14:24

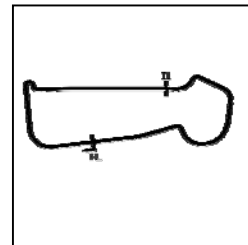
Results can be found at www.tsl-timing.com

Printed - 14:26 Sunday, 28 April 2019

Thundersport GB Championships 2019 - Rnd 2 @ Snetterton

Thundersport GP2 Supertwins & Stocktwins

RACE 8 - SECTOR ANALYSIS



SECTOR 1 = FL to I1, SECTOR 2 = I1 to FL, DIFF = Difference To Personal Best Lap, P = Crossed Finish Line in Pit Lane, D = Time Disallowed

P1 34 GP2 Jonathan PERRY		Kawasaki - Gordon Huxley Racing					
IDEAL LAP TIME : 1:25.817		BEST LAP TIME : 1:25.817		DIFFERENCE : 0.000			
LAP	SECTOR 1	SECTOR 2	LAP TIME	MPH	DIFF	TIME OF DAY	
1 -		47.078 126.6	1:31.584	77.98	5.767	14:07:09.665	
2 -	39.811	48.052 126.3	1:27.863	81.29	2.046	14:08:37.528	
3 -	40.076	46.624 127.3	1:26.700	82.38	0.883	14:10:04.228	
4 -	39.453	46.364 127.5	1:25.817 (1)	83.22		14:11:30.045	
5 -	39.576	46.413 128.5	1:25.989 (3)	83.06	0.172	14:12:56.034	
6 -	39.460	46.485 129.3	1:25.945 (2)	83.10	0.128	14:14:21.979	
7 -	39.776	46.776 128.5	1:26.552	82.52	0.735	14:15:48.531	
8 -	39.585	46.476 128.3	1:26.061	82.99	0.244	14:17:14.592	
9 -	39.724	46.528 127.3	1:26.252	82.81	0.435	14:18:40.844	
10 -	40.336	47.170 129.8	1:27.506	81.62	1.689	14:20:08.350	
11 -	40.765	46.549 128.8	1:27.314	81.80	1.497	14:21:35.664	
12 -	40.203	46.636 119.6	1:26.839	82.25	1.022	14:23:02.503	

P2 76 GP2 Jacque FOLEY		Kramer - Rustic Racing					
IDEAL LAP TIME : 1:24.844		BEST LAP TIME : 1:25.145		DIFFERENCE : 0.301			
LAP	SECTOR 1	SECTOR 2	LAP TIME	MPH	DIFF	TIME OF DAY	
1 -		49.088 123.3	1:35.050	75.14	9.905	14:07:13.131	
2 -	40.884	48.027 123.3	1:28.911	80.33	3.766	14:08:42.042	
3 -	40.262	48.289 122.9	1:28.551	80.66	3.406	14:10:10.593	
4 -	40.436	48.322 123.5	1:28.758	80.47	3.613	14:11:39.351	
5 -	41.187	48.375 124.0	1:29.562	79.74	4.417	14:13:08.913	
6 -	40.513	47.371 124.0	1:27.884	81.27	2.739	14:14:36.797	
7 -	39.846	46.800 123.3	1:26.646	82.43	1.501	14:16:03.443	
8 -	39.879	47.074 122.6	1:26.953	82.14	1.808	14:17:30.396	
9 -	39.874	46.623 122.6	1:26.497 (3)	82.57	1.352	14:18:56.893	
10 -	39.502	45.643 122.6	1:25.145 (1)	83.88		14:20:22.038	
11 -	39.201	45.953 122.6	1:25.154 (2)	83.87	0.009	14:21:47.192	
12 -	39.256	48.012 122.9	1:27.268	81.84	2.123	14:23:14.460	

P3 87 GP2 Jamie EDWARDS		Suzuki - Slidesports					
IDEAL LAP TIME : 1:26.140		BEST LAP TIME : 1:26.155		DIFFERENCE : 0.015			
LAP	SECTOR 1	SECTOR 2	LAP TIME	MPH	DIFF	TIME OF DAY	
1 -		48.406 120.9	1:34.564	75.53	8.409	14:07:12.645	
2 -	41.159	47.254 121.3	1:28.413	80.78	2.258	14:08:41.058	
3 -	40.674	47.619 121.3	1:28.293	80.89	2.138	14:10:09.351	
4 -	41.349	48.052 121.1	1:29.401	79.89	3.246	14:11:38.752	
5 -	41.862	47.908 121.3	1:29.770	79.56	3.615	14:13:08.522	
6 -	40.786	46.910 121.5	1:27.696	81.44	1.541	14:14:36.218	
7 -	40.478	47.365 122.4	1:27.843	81.31	1.688	14:16:04.061	
8 -	39.939	46.755 123.3	1:26.694 (2)	82.38	0.539	14:17:30.755	
9 -	40.067	46.665 122.9	1:26.732 (3)	82.35	0.577	14:18:57.487	
10 -	39.954	46.201 122.4	1:26.155 (1)	82.90		14:20:23.642	
11 -	40.027	47.063 122.0	1:27.090	82.01	0.935	14:21:50.732	
12 -	40.481	48.595 120.2	1:29.076	80.18	2.921	14:23:19.808	

P4 2 GP2 Roddy TAYLOR		Suzuki - Roddy Taylor Racing					
IDEAL LAP TIME : 1:26.550		BEST LAP TIME : 1:26.660		DIFFERENCE : 0.110			
LAP	SECTOR 1	SECTOR 2	LAP TIME	MPH	DIFF	TIME OF DAY	
1 -		48.564 122.4	1:36.297	74.17	9.637	14:07:14.378	
2 -	40.952	47.940 124.2	1:28.892	80.35	2.232	14:08:43.270	
3 -	41.217	47.941 120.6	1:29.158	80.11	2.498	14:10:12.428	
4 -	41.082	47.964 121.5	1:29.046	80.21	2.386	14:11:41.474	
5 -	40.783	47.447 122.4	1:28.230	80.95	1.570	14:13:09.704	
6 -	40.673	47.180 122.9	1:27.853	81.30	1.193	14:14:37.557	
7 -	40.197	46.932 122.6	1:27.129 (3)	81.97	0.469	14:16:04.686	
8 -	40.115	47.237 121.3	1:27.352	81.76	0.692	14:17:32.038	
9 -	40.067	46.593 121.1	1:26.660 (1)	82.42		14:18:58.698	

Weather / Track : Cloudy / Drying

Snetterton 200

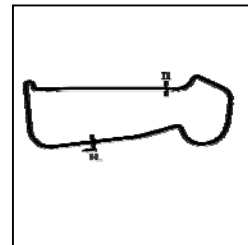
Circuit Length = 1.9840 miles

Start: 14:05 Flag 14:23 End: 14:24

Thundersport GB Championships 2019 - Rnd 2 @ Snetterton

Thundersport GP2 Supertwins & Stocktwins

RACE 8 - SECTOR ANALYSIS



SECTOR 1 = FL to I1, SECTOR 2 = I1 to FL, DIFF = Difference To Personal Best Lap, P = Crossed Finish Line in Pit Lane, D = Time Disallowed

10 -	40.446	46.483	121.1	1:26.929 (2)	82.16	0.269	14:20:25.627
11 -	40.355	47.046	120.2	1:27.401	81.72	0.741	14:21:53.028
12 -	42.273	48.301	111.1	1:30.574	78.85	3.914	14:23:23.602

P5 111 ST Ryan FOLKES			Suzuki - Folkes Racing				
IDEAL LAP TIME : 1:25.085		BEST LAP TIME : 1:25.085		DIFFERENCE : 0.000			
LAP	SECTOR 1	SECTOR 2		LAP TIME	MPH	DIFF	TIME OF DAY
1 -		50.265	120.6	1:39.092	72.07	14.007	14:07:17.173
2 -	42.006	51.817	119.4	1:33.823	76.12	8.738	14:08:50.996
3 -	41.464	49.109	118.1	1:30.573	78.85	5.488	14:10:21.569
4 -	41.959	48.150	118.3	1:30.109	79.26	5.024	14:11:51.678
5 -	41.328	47.274	118.5	1:28.602	80.61	3.517	14:13:20.280
6 -	40.548	46.714	119.1	1:27.262	81.85	2.177	14:14:47.542
7 -	40.518	46.713	119.1	1:27.231	81.88	2.146	14:16:14.773
8 -	40.808	47.574	119.8	1:28.382	80.81	3.297	14:17:43.155
9 -	41.127	46.076	118.5	1:27.203	81.90	2.118	14:19:10.358
10 -	39.863	45.914	118.1	1:25.777 (2)	83.26	0.692	14:20:36.135
11 -	39.868	45.912	118.3	1:25.780 (3)	83.26	0.695	14:22:01.915
12 -	39.704	45.381	118.9	1:25.085 (1)	83.94		14:23:27.000

P6 59 ST Alberto SOLERA			Suzuki - Solera Sport				
IDEAL LAP TIME : 1:28.098		BEST LAP TIME : 1:28.376		DIFFERENCE : 0.278			
LAP	SECTOR 1	SECTOR 2		LAP TIME	MPH	DIFF	TIME OF DAY
1 -		49.208	118.5	1:35.657	74.66	7.281	14:07:13.738
2 -	41.448	47.875	118.7	1:29.323	79.96	0.947	14:08:43.061
3 -	42.094	48.251	118.3	1:30.345	79.05	1.969	14:10:13.406
4 -	41.628	48.646	118.5	1:30.274	79.12	1.898	14:11:43.680
5 -	41.869	48.612	117.9	1:30.481	78.93	2.105	14:13:14.161
6 -	41.474	48.262	117.9	1:29.736	79.59	1.360	14:14:43.897
7 -	41.171	47.726	117.5	1:28.897 (3)	80.34	0.521	14:16:12.794
8 -	42.366	48.038	117.1	1:30.404	79.00	2.028	14:17:43.198
9 -	41.449	46.927	118.1	1:28.376 (1)	80.81		14:19:11.574
10 -	41.258	47.770	116.7	1:29.028	80.22	0.652	14:20:40.602
11 -	41.276	47.448	116.3	1:28.724 (2)	80.50	0.348	14:22:09.326
12 -	41.315	48.369	115.7	1:29.684	79.64	1.308	14:23:39.010

P7 96 GP2 Neil GREGORY			Ducati - Knight Road Racing				
IDEAL LAP TIME : 1:28.732		BEST LAP TIME : 1:29.269		DIFFERENCE : 0.537			
LAP	SECTOR 1	SECTOR 2		LAP TIME	MPH	DIFF	TIME OF DAY
1 -		49.626	118.9	1:38.538	72.48	9.269	14:07:16.619
2 -	42.228	48.532	117.1	1:30.760	78.69	1.491	14:08:47.379
3 -	41.851	48.128	115.1	1:29.979	79.38	0.710	14:10:17.358
4 -	41.545	47.724	116.1	1:29.269 (1)	80.01		14:11:46.627
5 -	41.631	47.903	116.7	1:29.534	79.77	0.265	14:13:16.161
6 -	41.796	47.578	115.9	1:29.374 (2)	79.91	0.105	14:14:45.535
7 -	41.154	48.256	115.5	1:29.410 (3)	79.88	0.141	14:16:14.945
8 -	41.820	47.792	116.3	1:29.612	79.70	0.343	14:17:44.557
9 -	42.170	49.282	115.9	1:31.452	78.10	2.183	14:19:16.009
10 -	41.827	49.072	114.5	1:30.899	78.57	1.630	14:20:46.908
11 -	41.730	49.387	114.7	1:31.117	78.38	1.848	14:22:18.025
12 -	41.543	49.268	114.3	1:30.811	78.65	1.542	14:23:48.836

P8 64 ST Liam BASSETT			Suzuki - Liam Bassett Racing				
IDEAL LAP TIME : 1:28.365		BEST LAP TIME : 1:28.452		DIFFERENCE : 0.087			
LAP	SECTOR 1	SECTOR 2		LAP TIME	MPH	DIFF	TIME OF DAY
1 -		50.722	117.7	1:39.106	72.06	10.654	14:07:17.187
2 -	41.840	50.543	117.7	1:32.383	77.31	3.931	14:08:49.570
3 -	41.828	50.253	116.7	1:32.081	77.56	3.629	14:10:21.651
4 -	42.040	49.558	117.3	1:31.598	77.97	3.146	14:11:53.249
5 -	41.079	48.791	116.7	1:29.870	79.47	1.418	14:13:23.119

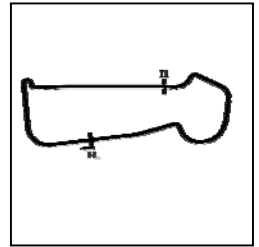
Weather / Track : Cloudy / Drying

Snetterton 200
Circuit Length = 1.9840 miles
Start: 14:05 Flag 14:23 End: 14:24

Thundersport GB Championships 2019 - Rnd 2 @ Snetterton

Thundersport GP2 Supertwins & Stocktwins

RACE 8 - SECTOR ANALYSIS



SECTOR 1 = FL to I1, SECTOR 2 = I1 to FL, DIFF = Difference To Personal Best Lap, P = Crossed Finish Line in Pit Lane, D = Time Disallowed

6 -	41.129	48.343	116.1	1:29.472 (3)	79.82	1.020	14:14:52.591
7 -	40.962	48.618	115.7	1:29.580	79.73	1.128	14:16:22.171
8 -	41.111	49.145	115.3	1:30.256	79.13	1.804	14:17:52.427
9 -	41.432	48.210	118.7	1:29.642	79.67	1.190	14:19:22.069
10 -	42.402	47.877	115.5	1:30.279	79.11	1.827	14:20:52.348
11 -	40.939	47.513	115.1	1:28.452 (1)	80.75		14:22:20.800
12 -	40.852	47.896	113.9	1:28.748 (2)	80.48	0.296	14:23:49.548

P9 33 ST Taylor ROSE				Suzuki - Taylor Rose Racing			
IDEAL LAP TIME : 1:28.604		BEST LAP TIME : 1:28.648		DIFFERENCE : 0.044			
LAP	SECTOR 1	SECTOR 2	LAP TIME	MPH	DIFF	TIME OF DAY	
1 -		50.092	118.5	1:38.021	72.86	9.373	14:07:16.102
2 -	42.573	50.340	117.1	1:32.913	76.87	4.265	14:08:49.015
3 -	42.096	49.966	117.5	1:32.062	77.58	3.414	14:10:21.077
4 -	42.447	48.699	118.1	1:31.146	78.36	2.498	14:11:52.223
5 -	41.172	48.142	118.5	1:29.314 (3)	79.97	0.666	14:13:21.537
6 -	41.034	48.277	117.9	1:29.311 (2)	79.97	0.663	14:14:50.848
7 -	41.617	47.820	117.9	1:29.437	79.86	0.789	14:16:20.285
8 -	41.570	47.936	118.5	1:29.506	79.79	0.858	14:17:49.791
9 -	41.224	48.767	118.1	1:29.991	79.36	1.343	14:19:19.782
10 -	41.373	48.047	117.5	1:29.420	79.87	0.772	14:20:49.202
11 -	40.784	47.864	118.5	1:28.648 (1)	80.57		14:22:17.850
12 -	41.018	58.782	18.3	1:39.800	71.56	11.152	14:23:57.650

P10 73 GP2 Vincent LEWIN				Suzuki - VinitwinRacing.co.uk			
IDEAL LAP TIME : 1:30.160		BEST LAP TIME : 1:30.459		DIFFERENCE : 0.299			
LAP	SECTOR 1	SECTOR 2	LAP TIME	MPH	DIFF	TIME OF DAY	
1 -		50.724	122.6	1:40.905	70.78	10.446	14:07:18.986
2 -	42.432	51.361	120.6	1:33.793	76.15	3.334	14:08:52.779
3 -	42.332	50.683	120.9	1:33.015	76.78	2.556	14:10:25.794
4 -	41.521	50.590	120.6	1:32.111	77.54	1.652	14:11:57.905
5 -	41.937	50.118	120.9	1:32.055	77.58	1.596	14:13:29.960
6 -	41.670	49.413	120.4	1:31.083	78.41	0.624	14:15:01.043
7 -	41.707	48.855	120.2	1:30.562 (2)	78.86	0.103	14:16:31.605
8 -	42.171	49.563	122.4	1:31.734	77.86	1.275	14:18:03.339
9 -	44.147	50.089	120.4	1:34.236	75.79	3.777	14:19:37.575
10 -	41.780	48.870	119.8	1:30.650 (3)	78.79	0.191	14:21:08.225
11 -	41.327	49.132	120.2	1:30.459 (1)	78.95		14:22:38.684
12 -	41.305	49.427	115.3	1:30.732	78.72	0.273	14:24:09.416

P11 36 GP2 John BAIN				Suzuki - Angleseys Fastest Easter Egg			
IDEAL LAP TIME : 1:30.222		BEST LAP TIME : 1:30.544		DIFFERENCE : 0.322			
LAP	SECTOR 1	SECTOR 2	LAP TIME	MPH	DIFF	TIME OF DAY	
1 -		50.740	122.0	1:42.352	69.78	11.808	14:07:20.433
2 -	43.406	51.206	120.6	1:34.612	75.49	4.068	14:08:55.045
3 -	42.921	49.799	122.0	1:32.720	77.03	2.176	14:10:27.765
4 -	42.260	49.137	122.6	1:31.397	78.14	0.853	14:11:59.162
5 -	42.243	49.271	122.6	1:31.514	78.04	0.970	14:13:30.676
6 -	41.826	49.090	122.2	1:30.916 (3)	78.56	0.372	14:15:01.592
7 -	41.651	48.893	122.2	1:30.544 (1)	78.88		14:16:32.136
8 -	41.329	49.249	120.6	1:30.578 (2)	78.85	0.034	14:18:02.714
9 -	44.517	49.177	120.9	1:33.694	76.23	3.150	14:19:36.408
10 -	42.960	50.062	121.1	1:33.022	76.78	2.478	14:21:09.430
11 -	42.297	49.912	120.2	1:32.209	77.46	1.665	14:22:41.639
12 -	41.953	48.987	120.0	1:30.940	78.54	0.396	14:24:12.579

P12 5 ST Will YOUNG				Suzuki - British Army Race Team			
IDEAL LAP TIME : 1:30.779		BEST LAP TIME : 1:30.987		DIFFERENCE : 0.208			
LAP	SECTOR 1	SECTOR 2	LAP TIME	MPH	DIFF	TIME OF DAY	
1 -		52.510	116.5	1:43.212	69.20	12.225	14:07:21.293

Weather / Track : Cloudy / Drying

Snetterton 200

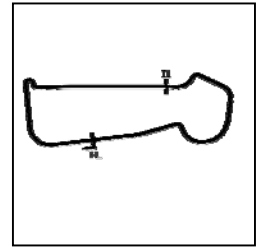
Circuit Length = 1.9840 miles

Start: 14:05 Flag 14:23 End: 14:24

Thundersport GB Championships 2019 - Rnd 2 @ Snetterton

Thundersport GP2 Supertwins & Stocktwins

RACE 8 - SECTOR ANALYSIS



SECTOR 1 = FL to I1, SECTOR 2 = I1 to FL, DIFF = Difference To Personal Best Lap, P = Crossed Finish Line in Pit Lane, D = Time Disallowed

2 -	43.787	51.076	115.9	1:34.863	75.29	3.876	14:08:56.156
3 -	42.991	50.336	116.3	1:33.327	76.53	2.340	14:10:29.483
4 -	42.999	49.555	118.1	1:32.554	77.17	1.567	14:12:02.037
5 -	42.851	49.901	116.7	1:32.752	77.00	1.765	14:13:34.789
6 -	42.658	49.709	112.4	1:32.367	77.32	1.380	14:15:07.156
7 -	42.724	49.683	113.5	1:32.407	77.29	1.420	14:16:39.563
8 -	42.501	49.369	112.5	1:31.870 (3)	77.74	0.883	14:18:11.433
9 -	43.187	49.330	113.9	1:32.517	77.20	1.530	14:19:43.950
10 -	42.064	49.679	113.1	1:31.743 (2)	77.85	0.756	14:21:15.693
11 -	42.272	48.715	114.7	1:30.987 (1)	78.50		14:22:46.680
12 -	43.819	49.996	112.2	1:33.815	76.13	2.828	14:24:20.495

P13	55 ST	Ben RAINBOW	Suzuki - RAF MSA				
IDEAL LAP TIME : 1:31.543		BEST LAP TIME : 1:31.543	DIFFERENCE : 0.000				

LAP	SECTOR 1	SECTOR 2	LAP TIME	MPH	DIFF	TIME OF DAY	
1 -		52.542	118.1	1:42.922	69.39	11.379	14:07:21.003
2 -	43.808	51.053	117.7	1:34.861	75.29	3.318	14:08:55.864
3 -	43.028	50.296	117.5	1:33.324	76.53	1.781	14:10:29.188
4 -	42.992	49.741	117.5	1:32.733	77.02	1.190	14:12:01.921
5 -	42.729	49.992	117.3	1:32.721	77.03	1.178	14:13:34.642
6 -	42.489	51.319	117.3	1:33.808	76.13	2.265	14:15:08.450
7 -	42.771	50.423	117.7	1:33.194	76.64	1.651	14:16:41.644
8 -	43.039	50.117	116.5	1:33.156	76.67	1.613	14:18:14.800
9 -	42.725	49.931	116.5	1:32.656 (2)	77.08	1.113	14:19:47.456
10 -	43.002	49.710	116.3	1:32.712 (3)	77.04	1.169	14:21:20.168
11 -	42.641	52.096	113.1	1:34.737	75.39	3.194	14:22:54.905
12 -	42.345	49.198	118.3	1:31.543 (1)	78.02		14:24:26.448

P14	9 ST	Dean ARMSTRONG	Suzuki - Deano Racing				
IDEAL LAP TIME : 1:30.063		BEST LAP TIME : 1:30.512	DIFFERENCE : 0.449				

LAP	SECTOR 1	SECTOR 2	LAP TIME	MPH	DIFF	TIME OF DAY	
1 -		52.224	115.7	1:44.868	68.10	14.356	14:07:22.949
2 -	45.655	51.679	115.1	1:37.334	73.38	6.822	14:09:00.283
3 -	44.344	50.228	115.5	1:34.572	75.52	4.060	14:10:34.855
4 -	43.685	50.140	115.7	1:33.825	76.12	3.313	14:12:08.680
5 -	43.673	49.948	115.3	1:33.621	76.29	3.109	14:13:42.301
6 -	43.475	49.832	115.9	1:33.307	76.54	2.795	14:15:15.608
7 -	43.128	49.252	114.9	1:32.380	77.31	1.868	14:16:47.988
8 -	43.009	48.693	115.5	1:31.702 (3)	77.88	1.190	14:18:19.690
9 -	42.555	47.957	115.3	1:30.512 (1)	78.91		14:19:50.202
10 -	42.106	48.468	115.7	1:30.574 (2)	78.85	0.062	14:21:20.776
11 -	42.451	51.693	112.2	1:34.144	75.86	3.632	14:22:54.920
12 -	42.337	49.514	116.1	1:31.851	77.76	1.339	14:24:26.771

P15	171 Cup	Zak SHELTON	Kawasaki - M&S Performance				
IDEAL LAP TIME : 1:33.099		BEST LAP TIME : 1:33.099	DIFFERENCE : 0.000				

LAP	SECTOR 1	SECTOR 2	LAP TIME	MPH	DIFF	TIME OF DAY	
1 -		53.335	107.0	1:47.079	66.70	13.980	14:07:25.160
2 -	45.113	51.924	106.5	1:37.037	73.60	3.938	14:09:02.197
3 -	44.940	51.027	107.2	1:35.967	74.42	2.868	14:10:38.164
4 -	45.195	52.079	107.2	1:37.274	73.42	4.175	14:12:15.438
5 -	44.400	50.830	106.5	1:35.230	75.00	2.131	14:13:50.668
6 -	44.406	50.543	106.5	1:34.949	75.22	1.850	14:15:25.617
7 -	44.115	50.302	106.6	1:34.417	75.64	1.318	14:17:00.034
8 -	43.796	50.044	106.3	1:33.840 (3)	76.11	0.741	14:18:33.874
9 -	44.020	49.634	106.6	1:33.654 (2)	76.26	0.555	14:20:07.528
10 -	44.132	50.306	105.6	1:34.438	75.63	1.339	14:21:41.966
11 -	43.577	49.522	107.7	1:33.099 (1)	76.71		14:23:15.065

Weather / Track : Cloudy / Drying

Snetterton 200

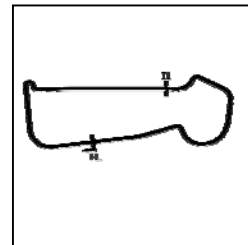
Circuit Length = 1.9840 miles

Start: 14:05 Flag 14:23 End: 14:24

Thundersport GB Championships 2019 - Rnd 2 @ Snetterton

Thundersport GP2 Supertwins & Stocktwins

RACE 8 - SECTOR ANALYSIS



SECTOR 1 = FL to I1, SECTOR 2 = I1 to FL, DIFF = Difference To Personal Best Lap, P = Crossed Finish Line in Pit Lane, D = Time Disallowed

P16 164 Cup		Joe DUGGAN		Kawasaki - M&S Performance			
IDEAL LAP TIME : 1:32.755		BEST LAP TIME : 1:32.755		DIFFERENCE : 0.000			
LAP	SECTOR 1	SECTOR 2		LAP TIME	MPH	DIFF	TIME OF DAY
1 -		53.197	101.5	1:48.520	65.81	15.765	14:07:26.601
2 -	45.937	52.061	104.0	1:37.998	72.88	5.243	14:09:04.599
3 -	45.327	50.429	102.9	1:35.756	74.59	3.001	14:10:40.355
4 -	44.570	50.978	106.3	1:35.548	74.75	2.793	14:12:15.903
5 -	45.218	50.537	101.8	1:35.755	74.59	3.000	14:13:51.658
6 -	44.461	50.293	103.0	1:34.754	75.37	1.999	14:15:26.412
7 -	44.124	49.782	103.0	1:33.906 (3)	76.06	1.151	14:17:00.318
8 -	45.185	49.405	104.6	1:34.590	75.51	1.835	14:18:34.908
9 -	44.246	49.264	104.3	1:33.510 (2)	76.38	0.755	14:20:08.418
10 -	44.584	49.607	101.3	1:34.191	75.83	1.436	14:21:42.609
11 -	43.774	48.981	102.6	1:32.755 (1)	77.00		14:23:15.364

P17 77 Cup		Finley ARSCOTT		Kawasaki - Arscott Racing			
IDEAL LAP TIME : 1:33.259		BEST LAP TIME : 1:33.434		DIFFERENCE : 0.175			
LAP	SECTOR 1	SECTOR 2		LAP TIME	MPH	DIFF	TIME OF DAY
1 -		54.039	105.5	1:47.062	66.71	13.628	14:07:25.143
2 -	46.214	51.411	106.3	1:37.625	73.16	4.191	14:09:02.768
3 -	45.370	51.769	104.6	1:37.139	73.52	3.705	14:10:39.907
4 -	44.661	51.142	107.0	1:35.803	74.55	2.369	14:12:15.710
5 -	45.452	50.963	107.3	1:36.415	74.08	2.981	14:13:52.125
6 -	44.407	50.657	106.1	1:35.064	75.13	1.630	14:15:27.189
7 -	43.924	49.845	106.3	1:33.769 (3)	76.17	0.335	14:17:00.958
8 -	43.983	49.451	106.8	1:33.434 (1)	76.44		14:18:34.392
9 -	44.151	49.335	107.0	1:33.486 (2)	76.40	0.052	14:20:07.878
10 -	44.351	49.785	104.2	1:34.136	75.87	0.702	14:21:42.014
11 -	44.650	49.455	105.1	1:34.105	75.89	0.671	14:23:16.119

P18 8 Cup		Harris BEECH		Yamaha - Batham Racing			
IDEAL LAP TIME : 1:32.669		BEST LAP TIME : 1:32.669		DIFFERENCE : 0.000			
LAP	SECTOR 1	SECTOR 2		LAP TIME	MPH	DIFF	TIME OF DAY
1 -		53.658	105.1	1:48.732	65.68	16.063	14:07:26.813
2 -	45.499	52.151	103.4	1:37.650	73.14	4.981	14:09:04.463
3 -	45.485	51.556	103.5	1:37.041	73.60	4.372	14:10:41.504
4 -	45.020	51.423	103.0	1:36.443	74.05	3.774	14:12:17.947
5 -	44.591	51.355	101.8	1:35.946	74.44	3.277	14:13:53.893
6 -	44.639	50.285	103.4	1:34.924	75.24	2.255	14:15:28.817
7 -	44.254	50.024	102.9	1:34.278	75.76	1.609	14:17:03.095
8 -	44.376	49.876	102.9	1:34.252	75.78	1.583	14:18:37.347
9 -	43.826	49.464	103.2	1:33.290 (2)	76.56	0.621	14:20:10.637
10 -	43.747	49.553	102.6	1:33.300 (3)	76.55	0.631	14:21:43.937
11 -	43.521	49.148	104.3	1:32.669 (1)	77.07		14:23:16.606

P19 54 ST		Thomas FOSTER		Suzuki - Foster Racing			
IDEAL LAP TIME : 1:39.950		BEST LAP TIME : 1:40.280		DIFFERENCE : 0.330			
LAP	SECTOR 1	SECTOR 2		LAP TIME	MPH	DIFF	TIME OF DAY
1 -		55.665	116.3	1:50.608	64.57	10.328	14:07:28.689
2 -	45.791	55.184	115.7	1:40.975 (2)	70.73	0.695	14:09:09.664
3 -	46.423	56.202	114.7	1:42.625	69.59	2.345	14:10:52.289
4 -	46.740	55.438	114.1	1:42.178	69.90	1.898	14:12:34.467
5 -	46.121	54.159	114.1	1:40.280 (1)	71.22		14:14:14.747
6 -	46.523	55.502	111.4	1:42.025	70.00	1.745	14:15:56.772
7 -	46.214	55.834	113.1	1:42.048	69.99	1.768	14:17:38.820
8 -	46.573	55.835	115.3	1:42.408	69.74	2.128	14:19:21.228
9 -	45.877	55.592	113.3	1:41.469 (3)	70.39	1.189	14:21:02.697
10 -	46.451	57.106	114.3	1:43.557	68.97	3.277	14:22:46.254
11 -	47.114	55.094	114.3	1:42.208	69.88	1.928	14:24:28.462

Weather / Track : Cloudy / Drying

Snetterton 200

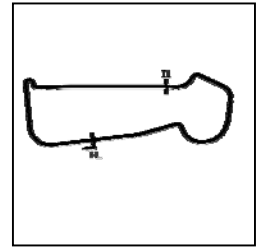
Circuit Length = 1.9840 miles

Start: 14:05 Flag 14:23 End: 14:24

Thundersport GB Championships 2019 - Rnd 2 @ Snetterton

Thundersport GP2 Supertwins & Stocktwins

RACE 8 - SECTOR ANALYSIS



SECTOR 1 = FL to I1, SECTOR 2 = I1 to FL, DIFF = Difference To Personal Best Lap, P = Crossed Finish Line in Pit Lane, D = Time Disallowed

P20 81 ST		Luke TERRY		Suzuki - RNRMRRT			
IDEAL LAP TIME : 1:40.177		BEST LAP TIME : 1:40.310		DIFFERENCE : 0.133			
LAP	SECTOR 1	SECTOR 2		LAP TIME	MPH	DIFF	TIME OF DAY
1 -		55.820	116.7	1:51.270	64.19	10.960	14:07:29.351
2 -	46.954	54.020	115.9	1:40.974 (2)	70.73	0.664	14:09:10.325
3 -	47.190	55.506	115.3	1:42.696	69.55	2.386	14:10:53.021
4 -	47.257	54.796	116.1	1:42.053	69.98	1.743	14:12:35.074
5 -	46.865	54.798	115.1	1:41.663 (3)	70.25	1.353	14:14:16.737
6 -	46.157	54.153	115.3	1:40.310 (1)	71.20		14:15:57.047
7 -	47.017	55.043	115.9	1:42.060	69.98	1.750	14:17:39.107
8 -	47.847	54.545	116.9	1:42.392	69.75	2.082	14:19:21.499

P21 616 GP2		Craig SZCZYPEK		Suzuki - 2Zs Racing			
IDEAL LAP TIME : 1:32.826		BEST LAP TIME :		DIFFERENCE :			
LAP	SECTOR 1	SECTOR 2		LAP TIME	MPH	DIFF	TIME OF DAY
1 -		49.761	121.3	1:36.505	74.01		14:07:14.586

Thundersport GB Championships 2019 - Rnd 2 @ Snetterton

Thundersport GP2 Supertwins & Stocktwins

RACE 8 - BEST SECTORS

SECTOR 1			SECTOR 2			IDEAL / BEST COMPARISON						
POS	NO	NAME	TIME	NO	NAME	TIME	POS	NO	NAME	IDEAL	BEST	DIFF
									PERFECT LAP	1:24.582		
1	76	FOLEY	39.201	111	FOLKES	45.381	1	76	FOLEY	1:24.844	1:25.145	0.301
2	34	PERRY	39.453	76	FOLEY	45.643	2	111	FOLKES	1:25.085	1:25.085	0.000
3	111	FOLKES	39.704	87	EDWARDS	46.201	3	34	PERRY	1:25.817	1:25.817	0.000
4	87	EDWARDS	39.939	34	PERRY	46.364	4	87	EDWARDS	1:26.140	1:26.155	0.015
5	2	TAYLOR	40.067	2	TAYLOR	46.483	5	2	TAYLOR	1:26.550	1:26.660	0.110
6	33	ROSE	40.784	59	SOLERA	46.927	6	59	SOLERA	1:28.098	1:28.376	0.278
7	64	BASSETT	40.852	64	BASSETT	47.513	7	64	BASSETT	1:28.365	1:28.452	0.087
8	96	GREGORY	41.154	96	GREGORY	47.578	8	33	ROSE	1:28.604	1:28.648	0.044
9	59	SOLERA	41.171	33	ROSE	47.820	9	96	GREGORY	1:28.732	1:29.269	0.537
10	73	LEWIN	41.305	9	ARMSTRONG	47.957	10	9	ARMSTRONG	1:30.063	1:30.512	0.449
11	36	BAIN	41.329	5	YOUNG	48.715	11	73	LEWIN	1:30.160	1:30.459	0.299
12	5	YOUNG	42.064	73	LEWIN	48.855	12	36	BAIN	1:30.222	1:30.544	0.322
13	9	ARMSTRONG	42.106	36	BAIN	48.893	13	5	YOUNG	1:30.779	1:30.987	0.208
14	55	RAINBOW	42.345	164	DUGGAN	48.981	14	55	RAINBOW	1:31.543	1:31.543	0.000
15	616	SZCZYPEK	43.065	8	BEECH	49.148	15	8	BEECH	1:32.669	1:32.669	0.000
16	8	BEECH	43.521	55	RAINBOW	49.198	16	164	DUGGAN	1:32.755	1:32.755	0.000
17	171	SHELTON	43.577	77	ARSCOTT	49.335	17	616	SZCZYPEK	1:32.826		
18	164	DUGGAN	43.774	171	SHELTON	49.522	18	171	SHELTON	1:33.099	1:33.099	0.000
19	77	ARSCOTT	43.924	616	SZCZYPEK	49.761	19	77	ARSCOTT	1:33.259	1:33.434	0.175
20	54	FOSTER	45.791	81	TERRY	54.020	20	54	FOSTER	1:39.950	1:40.280	0.330
21	81	TERRY	46.157	54	FOSTER	54.159	21	81	TERRY	1:40.177	1:40.310	0.133

Weather / Track : Cloudy / Drying

Results can be found at www.tsl-timing.com

Snetterton 200

Circuit Length = 1.9840 miles

Start: 14:05 Flag 14:23 End: 14:24

Printed - 14:24 Sunday, 28 April 2019

Thundersport GB Championships 2019 - Rnd 2 @ Snetterton

Thundersport GP2 Supertwins & Stocktwins

RACE 8 - BEST SPEEDS

POS	INTERMEDIATE 1		INTERMEDIATE 2		FINISH LINE		
	NO	NAME	MPH	NO	NAME	MPH	
1					34	PERRY	129.8
2					2	TAYLOR	124.2
3					76	FOLEY	124.0
4					87	EDWARDS	123.3
5					73	LEWIN	122.6
6					36	BAIN	122.6
7					616	SZCZYPEK	121.3
8					111	FOLKES	120.6
9					96	GREGORY	118.9
10					59	SOLERA	118.7
11					64	BASSETT	118.7
12					33	ROSE	118.5
13					55	RAINBOW	118.3
14					5	YOUNG	118.1
15					81	TERRY	116.9
16					54	FOSTER	116.3
17					9	ARMSTRONG	116.1
18					171	SHELTON	107.7
19					77	ARSCOTT	107.3
20					164	DUGGAN	106.3
21					8	BEECH	105.1

Weather / Track : Cloudy / Drying

Results can be found at www.tsl-timing.com

Snetterton 200
Circuit Length = 1.9840 miles
Start: 14:05 Flag 14:23 End: 14:24

Printed - 14:25 Sunday, 28 April 2019

Thundersport GB Championships 2019 - Rnd 2 @ Snetterton

Thundersport GP2 Supertwins & Stocktwins

RACE 8 - STATISTICS

Competitors Started 21
Planned Start 2019-04-28 @ 13:50:00.000
Actual Start 2019-04-28 @ 14:05:38.080
Finish Time 2019-04-28 @ 14:23:02.502
Track Length 1.9840mi.
Total Laps 232
Total Distance Covered 460.2968mi.

Session Fastest Lap History

NO	CL	NAME	LAP TIME	TIME OF DAY	LAP	VEHICLE
34	GP2	Jonathan PERRY	1:27.863	14:08:37.548	2	Kawasaki
34	GP2	Jonathan PERRY	1:26.700	14:10:04.248	3	Kawasaki
34	GP2	Jonathan PERRY	1:25.817	14:11:30.066	4	Kawasaki
76	GP2	Jacque FOLEY	1:25.145	14:20:22.048	10	Kramer
111	ST	Ryan FOLKES	1:25.085	14:23:27.015	12	Suzuki

Session Leader History

NO	CL	NAME	FROM LAP	LAPS LED	DISTANCE	VEHICLE
34	GP2	Jonathan PERRY	1	12	23.80 miles	Kawasaki

Flag History

TYPE	TIME OF DAY
GREEN	14:05:38.080
FINISH	14:23:02.502

Flag Statistics

TYPE	COUNT	TOTAL LAPS	TOTAL TIME
Green	1	12	18:54.367
Red	0	0	0.000
Safety Car	0	0	0.000
FCY	0	0	0.000

Weather / Track : Cloudy / Drying

These results are provisional until the conclusion of any judicial and technical matters.

Snetterton 200

Circuit Length = 1.9840 miles

Start: 14:05 Flag 14:23 End: 14:24

Clerk Of Course :

Timekeeper : Nick Palmer

Thundersport GB Championships 2019 - Rnd 2 @ Snetterton

Thundersport GP2 Supertwins & Stocktwins

RACE 8 - STATISTICS

CLASS : Cup

4 Starters

Fastest Lap History

NO	NAME	LAP TIME	TIME OF DAY	LAP	VEHICLE
171	Zak SHELTON	1:37.037	14:09:02.206	2	Kawasaki
171	Zak SHELTON	1:35.967	14:10:38.173	3	Kawasaki
164	Joe DUGGAN	1:35.756	14:10:40.381	3	Kawasaki
164	Joe DUGGAN	1:35.548	14:12:15.929	4	Kawasaki
171	Zak SHELTON	1:35.230	14:13:50.676	5	Kawasaki
171	Zak SHELTON	1:34.949	14:15:25.626	6	Kawasaki
164	Joe DUGGAN	1:34.754	14:15:26.438	6	Kawasaki
171	Zak SHELTON	1:34.417	14:17:00.042	7	Kawasaki
164	Joe DUGGAN	1:33.906	14:17:00.344	7	Kawasaki
77	Finley ARSCOTT	1:33.769	14:17:00.963	7	Kawasaki
77	Finley ARSCOTT	1:33.434	14:18:34.397	8	Kawasaki
8	Harris BEECH	1:33.290	14:20:10.657	9	Yamaha
171	Zak SHELTON	1:33.099	14:23:15.073	11	Kawasaki
164	Joe DUGGAN	1:32.755	14:23:15.390	11	Kawasaki
8	Harris BEECH	1:32.669	14:23:16.626	11	Yamaha

Leader History

NO	NAME	FROM LAP	LAPS LED	DISTANCE	VEHICLE
77	Finley ARSCOTT	1	1	1.98 miles	Kawasaki
171	Zak SHELTON	2	10	19.84 miles	Kawasaki

Weather / Track : Cloudy / Drying

These results are provisional until the conclusion of any judicial and technical matters.

Snetterton 200

Circuit Length = 1.9840 miles

Start: 14:05 Flag 14:23 End: 14:24

Clerk Of Course :

Timekeeper : Nick Palmer

Thundersport GB Championships 2019 - Rnd 2 @ Snetterton

Thundersport GP2 Supertwins & Stocktwins

RACE 8 - STATISTICS

CLASS : GP2

8 Starters

Fastest Lap History

NO	NAME	LAP TIME	TIME OF DAY	LAP	VEHICLE
34	Jonathan PERRY	1:27.863	14:08:37.548	2	Kawasaki
34	Jonathan PERRY	1:26.700	14:10:04.248	3	Kawasaki
34	Jonathan PERRY	1:25.817	14:11:30.066	4	Kawasaki
76	Jacque FOLEY	1:25.145	14:20:22.048	10	Kramer

Leader History

NO	NAME	FROM LAP	LAPS LED	DISTANCE	VEHICLE
34	Jonathan PERRY	1	12	23.80 miles	Kawasaki

Weather / Track : Cloudy / Drying

These results are provisional until the conclusion of any judicial and technical matters.

Snetterton 200

Circuit Length = 1.9840 miles

Start: 14:05 Flag 14:23 End: 14:24

Clerk Of Course :

Timekeeper : Nick Palmer

Thundersport GB Championships 2019 - Rnd 2 @ Snetterton

Thundersport GP2 Supertwins & Stocktwins

RACE 8 - STATISTICS

CLASS : ST

9 Starters

Fastest Lap History

NO	NAME	LAP TIME	TIME OF DAY	LAP	VEHICLE
59	Alberto SOLERA	1:29.323	14:08:43.071	2	Suzuki
111	Ryan FOLKES	1:28.602	14:13:20.296	5	Suzuki
111	Ryan FOLKES	1:27.262	14:14:47.557	6	Suzuki
111	Ryan FOLKES	1:27.231	14:16:14.788	7	Suzuki
111	Ryan FOLKES	1:27.203	14:19:10.374	9	Suzuki
111	Ryan FOLKES	1:25.777	14:20:36.151	10	Suzuki
111	Ryan FOLKES	1:25.085	14:23:27.015	12	Suzuki

Leader History

NO	NAME	FROM LAP	LAPS LED	DISTANCE	VEHICLE
59	Alberto SOLERA	1	7	13.88 miles	Suzuki
111	Ryan FOLKES	8	5	9.92 miles	Suzuki

Weather / Track : Cloudy / Drying

These results are provisional until the conclusion of any judicial and technical matters.

Snetterton 200

Circuit Length = 1.9840 miles

Start: 14:05 Flag 14:23 End: 14:24

Clerk Of Course :

Timekeeper : Nick Palmer

Thundersport GB Championships 2019 - Rnd 2 @ Snetterton



Thundersport GP2 Supertwins & Stocktwins



RACE 17 - CLASSIFICATION

POS	NO	CL	PIC NAME	ENTRY	LAPS	TIME	GAP	DIFF	MPH	BEST	ON
1	34	GP2	Jonathan PERRY	Kawasaki - Gordon Huxley Racing	12	16:07.757			88.56	1:19.274	5
2	76	GP2	Jacque FOLEY	Kramer - Rustic Racing	12	16:23.385	15.628	15.628	87.15	1:20.871	6
3	96	GP2	Neil GREGORY	Ducati - Knight Road Racing	12	16:27.392	19.635	4.007	86.80	1:20.956	6
4	59	ST	Alberto SOLERA	Suzuki - Solera Sport	12	16:30.784	23.027	3.392	86.50	1:21.523	5
5	111	ST	Ryan FOLKES	Suzuki - Folkes Racing	12	16:45.266	37.509	14.482	85.26	1:22.141	9
6	616	GP2	Craig SZCZYPEK	Suzuki - 2Zs Racing	12	16:58.810	51.053	13.544	84.12	1:23.500	11
7	2	GP2	Roddy TAYLOR	Suzuki - Roddy Taylor Racing	12	16:59.321	51.564	0.511	84.08	1:22.847	11
8	64	ST	Liam BASSETT	Suzuki - Liam Bassett Racing	12	17:02.827	55.070	3.506	83.79	1:23.560	9
9	5	ST	Will YOUNG	Suzuki - British Army Race Team	12	17:13.011	1:05.254	10.184	82.97	1:23.970	11
10	73	GP2	Vincent LEWIN	Suzuki - VinitwinRacing.co.uk	12	17:18.722	1:10.965	5.711	82.51	1:24.525	12
11	9	ST	Dean ARMSTRONG	Suzuki - Deano Racing	12	17:18.978	1:11.221	0.256	82.49	1:24.203	10
12	55	ST	Ben RAINBOW	Suzuki - RAF MSA	12	17:30.939	1:23.182	11.961	81.55	1:25.840	10
13	171	Cup	Zak SHELTON	Kawasaki - M&S Performance	12	17:32.406	1:24.649	1.467	81.44	1:25.925	10
14	164	Cup	Joe DUGGAN	Kawasaki - M&S Performance	12	17:32.766	1:25.009	0.360	81.41	1:25.991	9
15	8	Cup	Harris BEECH	Yamaha - Batham Racing	11	16:33.222	1 Lap	1 Lap	79.10	1:28.931	11
16	77	Cup	Finley ARSCOTT	Kawasaki - Arscott Racing	11	16:49.760	1 Lap	16.538	77.80	1:29.754	11
17	54	ST	Thomas FOSTER	Suzuki - Foster Racing	11	16:51.207	1 Lap	1.447	77.69	1:29.798	5

NOT CLASSIFIED

DNF	33	ST	Taylor ROSE	Suzuki - Taylor Rose Racing	0						
DNF	87	GP2	Jamie EDWARDS	Suzuki - Slidesports	0						

FASTEST LAP

34	GP2	Jonathan PERRY	Kawasaki - Gordon Huxley Racing	5	1:19.274	90.09 mph	145.00 kph
59	ST	Alberto SOLERA	Suzuki - Solera Sport	5	1:21.523	87.61 mph	141.00 kph
171	Cup	Zak SHELTON	Kawasaki - M&S Performance	10	1:25.925	83.12 mph	133.77 kph

Class GP2 - 92.5% of Race Speed = 81.91 mph

Class ST - 92.5% of Race Speed = 80.01 mph

Class Cup - 92.5% of Race Speed = 75.33 mph

Snetterton 200

Circuit Length = 1.9840 miles

Start: 17:39 Flag 17:55 End: 17:57

Weather / Track : Bright / Dry

These results are provisional until the conclusion of any judicial and technical matters.

Clerk Of Course :	Timekeeper : Nick Palmer
-------------------	--------------------------

Results can be found at www.tsl-timing.com

Printed - 17:57 Sunday, 28 April 2019



Thundersport GB Championships 2019 - Rnd 2 @ Snetterton

Thundersport GP2 Supertwins & Stocktwins

RACE 17 - LAP CHART

LAP 1 @ 17:40:53.992		
NO	BEHIND	LAP TIME

34		1:24.618
76	2.635	1:27.253
59	3.810	1:28.428
96	5.360	1:29.978
64	5.630	1:30.248
616	6.470	1:31.088
111	6.897	1:31.515
73	8.879	1:33.497
2	9.668	1:34.286
9	9.692	1:34.310
5	10.345	1:34.963
55	11.343	1:35.961
164	12.741	1:37.359
171	12.787	1:37.405
77	14.891	1:39.509
8	15.252	1:39.870
54	16.434	1:41.052

LAP 2 @ 17:42:14.290		
NO	BEHIND	LAP TIME

34		1:20.298
76	4.129	1:21.792
59	6.632	1:23.120
96	7.084	1:22.022
616	11.548	1:25.376
111	11.846	1:25.247
64	12.445	1:27.113
2	14.656	1:25.286
73	16.129	1:27.548
5	16.982	1:26.935
9	17.261	1:27.867
55	18.816	1:27.771
171	19.862	1:27.373
164	20.145	1:27.702
8	24.631	1:29.677
77	26.101	1:31.508
54	27.842	1:31.706

LAP 3 @ 17:43:33.683		
NO	BEHIND	LAP TIME

34		1:19.393
76	6.336	1:21.600
59	9.492	1:22.253
96	9.790	1:22.099
111	16.922	1:24.469
616	17.357	1:25.202
64	18.635	1:25.583
2	22.284	1:27.021
73	23.268	1:26.532
5	24.449	1:26.860
9	24.462	1:26.594
55	26.835	1:27.412
171	28.105	1:27.636
164	28.507	1:27.755
8	34.992	1:29.754
77	37.401	1:30.693
54	38.812	1:30.363

LAP 4 @ 17:44:53.340		
NO	BEHIND	LAP TIME

34		1:19.657
76	8.828	1:22.149
59	11.728	1:21.893
96	11.899	1:21.766
111	20.584	1:23.319
616	21.906	1:24.206
64	24.082	1:25.104
2	26.722	1:24.095
73	30.019	1:26.408
5	30.573	1:25.781
9	30.834	1:26.029
55	34.153	1:26.975
171	35.197	1:26.749
164	35.345	1:26.495
8	44.343	1:29.008
77	48.341	1:30.597
54	49.293	1:30.138

LAP 5 @ 17:46:12.614		
NO	BEHIND	LAP TIME

34		1:19.274
76	11.073	1:21.519
59	13.977	1:21.523
96	14.479	1:21.854
111	23.617	1:22.307
616	26.792	1:24.160
64	29.946	1:25.138
2	31.486	1:24.038
73	37.421	1:26.676
5	38.016	1:26.717
9	38.030	1:26.470
55	41.766	1:26.887
171	42.412	1:26.489
164	42.795	1:26.724
8	54.658	1:29.589
77	59.817	1:29.798
54	1:01.132	1:32.065

LAP 6 @ 17:47:32.742		
NO	BEHIND	LAP TIME

34		1:20.128
76	11.816	1:20.871
96	15.307	1:20.956
59	15.621	1:21.772
111	25.961	1:22.472
616	31.150	1:24.486
64	34.107	1:24.289
2	35.080	1:23.722
9	43.150	1:25.248
73	43.524	1:26.231
5	43.680	1:25.792
171	48.771	1:26.487
164	49.259	1:26.592
55	49.552	1:27.914
8	1:03.906	1:29.376
54	1:10.925	1:31.236
77	1:12.321	1:31.317

LAP 7 @ 17:48:52.663		
NO	BEHIND	LAP TIME

34		1:19.921
76	12.970	1:21.075
96	16.984	1:21.598
59	17.347	1:21.647
111	28.489	1:22.449
616	35.703	1:24.474
2	38.545	1:23.386
64	39.349	1:25.163
9	47.520	1:24.291
5	48.324	1:24.565
73	49.921	1:26.318
55	55.935	1:26.304
164	56.667	1:27.329
171	56.750	1:27.900
8	1:13.227	1:29.242

LAP 8 @ 17:50:13.572		
NO	BEHIND	LAP TIME

34		1:20.909
54	1 Lap	1:30.185
77	1 Lap	1:29.999
76	13.266	1:21.205
96	17.309	1:21.234
59	18.400	1:21.962
111	29.802	1:22.222
616	39.401	1:24.607
2	41.722	1:24.086
64	42.733	1:24.293
5	51.826	1:24.411
9	51.911	1:25.300
73	54.397	1:25.385
55	1:01.785	1:26.759
171	1:02.767	1:26.926
164	1:03.129	1:27.371

LAP 9 @ 17:51:34.277		
NO	BEHIND	LAP TIME

34		1:20.705
8	1 Lap	1:29.337
54	1 Lap	1:31.413
77	1 Lap	1:31.448
76	13.774	1:21.213
96	17.707	1:21.103
59	19.267	1:21.572
111	31.238	1:22.141
616	42.927	1:24.231
2	44.587	1:23.570
64	45.588	1:23.560
5	55.581	1:24.460
9	55.800	1:24.594
73	59.006	1:25.314
55	1:07.977	1:26.897
164	1:08.415	1:25.991
171	1:08.845	1:26.783

LAP 10 @ 17:52:54.761		
NO	BEHIND	LAP TIME

34		1:20.484
8	1 Lap	1:29.091
76	14.833	1:21.543

LAP 11 @ 17:54:14.320		
NO	BEHIND	LAP TIME

34		1:19.559
76	16.368	1:21.094
8	1 Lap	1:29.347
96	20.368	1:21.156
59	23.222	1:22.046
77	1 Lap	1:30.654
54	1 Lap	1:31.683
111	36.401	1:22.688
616	50.239	1:23.500
2	50.551	1:22.847
64	53.954	1:24.770
5	1:03.564	1:23.970
9	1:08.542	1:28.582
73	1:09.251	1:25.369
55	1:20.147	1:26.373
171	1:20.790	1:26.063
164	1:21.208	1:26.283

LAP 12 @ 17:55:37.131		
NO	BEHIND	LAP TIME

34		1:22.811
76	15.628	1:22.071
96	19.635	1:22.078
59	23.027	1:22.616
8	1 Lap	1:28.931
111	37.509	1:23.919
77	1 Lap	1:29.754
54	1 Lap	1:30.200
616	51.053	1:23.625
2	51.564	1:23.824
64	55.070	1:23.927
5	1:05.254	1:24.501
73	1:10.965	1:24.525
9	1:11.221	1:25.490
55	1:23.182	1:25.846
171	1:24.649	1:26.670
164	1:25.009	1:26.612

LAP 13 @ 17:56:57.282		
NO	BEHIND	LAP TIME

34		1:20.484
8	1 Lap	1:29.091
76	14.833	1:21.543

LAP 14 @ 17:58:17.433		
NO	BEHIND	LAP TIME

34		1:20.484
8	1 Lap	1:29.091
76	14.833	1:21.543

LAP 15 @ 17:59:37.584		
NO	BEHIND	LAP TIME

34		1:20.484
8	1 Lap	1:29.091
76	14.833	1:21.543

LAP 16 @ 18:00:57.735		
NO	BEHIND	LAP TIME

34		1:20.484
8	1 Lap	1:29.091
76	14.833	1:21.543

LAP 17 @ 18:02:17.886		
NO	BEHIND	LAP TIME

34		1:20.484
8	1 Lap	1:29.091
76	14.833	1:21.543

LAP 18 @ 18:03:38.037		
NO	BEHIND	LAP TIME

34		1:20.484
8	1 Lap	1:29.091
76	14.833	1:21.543

LAP 19 @ 18:04:58.188		
NO	BEHIND	LAP TIME

34		1:20.484
8	1 Lap	1:29.091
76	14.833	1:21.543

LAP 20 @ 18:06:18.339		
NO	BEHIND	LAP TIME

34		1:20.484
8	1 Lap	1:29.091
76	14.833	1:21.543

LAP 21 @ 18:07:38.490		
NO	BEHIND	LAP TIME

34		1:20.484
8	1 Lap	1:29.091
76	14.833	1:21.543

LAP 22 @ 18:08:58.641		
NO	BEHIND	LAP TIME

34		1:20.484
8	1 Lap	1:29.091
76	14.833	1:21.543

LAP 23 @ 18:10:18.792		
NO	BEHIND	LAP TIME

34		1:20.484
8	1 Lap	1:29.091
76	14.833	1:21.543

LAP 24 @ 18:11:38.943		
NO	BEHIND	LAP TIME

34		1:20.484
8	1 Lap	1:29.091
76	14.833	1:21.543

LAP 25 @ 18:12:59.094		
NO	BEHIND	LAP TIME

34		1:20.484
8	1 Lap	1:29.091
76	14.833	1:21.543

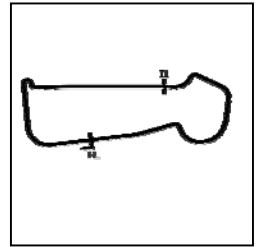
LAP 26 @ 18:14:19.245		
NO	BEHIND	LAP TIME

34		1:20.484
8	1 Lap	1:29.091
76	14.833	1:21.543

Thundersport GB Championships 2019 - Rnd 2 @ Snetterton

Thundersport GP2 Supertwins & Stocktwins

RACE 17 - SECTOR ANALYSIS



SECTOR 1 = FL to I1, SECTOR 2 = I1 to FL, DIFF = Difference To Personal Best Lap, P = Crossed Finish Line in Pit Lane, D = Time Disallowed

P1 34 GP2 Jonathan PERRY		Kawasaki - Gordon Huxley Racing					
IDEAL LAP TIME : 1:19.263		BEST LAP TIME : 1:19.274		DIFFERENCE : 0.011			
LAP	SECTOR 1	SECTOR 2		LAP TIME	MPH	DIFF	TIME OF DAY
1 -		42.659	129.0	1:24.618	84.40	5.344	17:40:53.992
2 -	37.468	42.830	129.3	1:20.298	88.95	1.024	17:42:14.290
3 -	37.063	42.330	128.8	1:19.393 (2)	89.96	0.119	17:43:33.683
4 -	37.352	42.305	130.0	1:19.657	89.66	0.383	17:44:53.340
5 -	37.074	42.200	128.3	1:19.274 (1)	90.09		17:46:12.614
6 -	37.323	42.805	128.5	1:20.128	89.13	0.854	17:47:32.742
7 -	37.390	42.531	128.5	1:19.921	89.36	0.647	17:48:52.663
8 -	37.460	43.449	129.3	1:20.909	88.27	1.635	17:50:13.572
9 -	37.670	43.035	128.8	1:20.705	88.50	1.431	17:51:34.277
10 -	37.666	42.818	128.3	1:20.484	88.74	1.210	17:52:54.761
11 -	37.241	42.318	129.8	1:19.559 (3)	89.77	0.285	17:54:14.320
12 -	38.650	44.161	112.0	1:22.811	86.25	3.537	17:55:37.131

P2 76 GP2 Jacque FOLEY		Kramer - Rustic Racing					
IDEAL LAP TIME : 1:20.767		BEST LAP TIME : 1:20.871		DIFFERENCE : 0.104			
LAP	SECTOR 1	SECTOR 2		LAP TIME	MPH	DIFF	TIME OF DAY
1 -		44.380	123.3	1:27.253	81.85	6.382	17:40:56.627
2 -	38.252	43.540	123.8	1:21.792	87.32	0.921	17:42:18.419
3 -	38.153	43.447	123.3	1:21.600	87.53	0.729	17:43:40.019
4 -	38.559	43.590	123.3	1:22.149	86.94	1.278	17:45:02.168
5 -	38.162	43.357	122.6	1:21.519	87.61	0.648	17:46:23.687
6 -	38.065	42.806	123.1	1:20.871 (1)	88.32		17:47:44.558
7 -	38.094	42.981	123.1	1:21.075 (2)	88.09	0.204	17:49:05.633
8 -	38.171	43.034	123.1	1:21.205	87.95	0.334	17:50:26.838
9 -	38.144	43.069	122.6	1:21.213	87.94	0.342	17:51:48.051
10 -	38.418	43.125	123.1	1:21.543	87.59	0.672	17:53:09.594
11 -	37.961	43.133	122.6	1:21.094 (3)	88.07	0.223	17:54:30.688
12 -	38.554	43.517	122.2	1:22.071	87.02	1.200	17:55:52.759

P3 96 GP2 Neil GREGORY		Ducati - Knight Road Racing					
IDEAL LAP TIME : 1:20.765		BEST LAP TIME : 1:20.956		DIFFERENCE : 0.191			
LAP	SECTOR 1	SECTOR 2		LAP TIME	MPH	DIFF	TIME OF DAY
1 -		45.212	122.0	1:29.978	79.38	9.022	17:40:59.352
2 -	38.605	43.417	123.1	1:22.022	87.08	1.066	17:42:21.374
3 -	38.547	43.552	121.7	1:22.099	86.99	1.143	17:43:43.473
4 -	38.489	43.277	124.0	1:21.766	87.35	0.810	17:45:05.239
5 -	38.619	43.235	122.0	1:21.854	87.25	0.898	17:46:27.093
6 -	38.119	42.837	121.7	1:20.956 (1)	88.22		17:47:48.049
7 -	38.755	42.843	120.6	1:21.598	87.53	0.642	17:49:09.647
8 -	38.392	42.842	121.1	1:21.234	87.92	0.278	17:50:30.881
9 -	38.064	43.039	120.9	1:21.103 (2)	88.06	0.147	17:51:51.984
10 -	38.121	43.427	121.7	1:21.548	87.58	0.592	17:53:13.532
11 -	37.928	43.228	120.4	1:21.156 (3)	88.00	0.200	17:54:34.688
12 -	38.894	43.184	122.0	1:22.078	87.02	1.122	17:55:56.766

P4 59 ST Alberto SOLERA		Suzuki - Solera Sport					
IDEAL LAP TIME : 1:21.298		BEST LAP TIME : 1:21.523		DIFFERENCE : 0.225			
LAP	SECTOR 1	SECTOR 2		LAP TIME	MPH	DIFF	TIME OF DAY
1 -		44.581	118.5	1:28.428	80.77	6.905	17:40:57.802
2 -	39.197	43.923	118.3	1:23.120	85.93	1.597	17:42:20.922
3 -	39.013	43.240	117.7	1:22.253	86.83	0.730	17:43:43.175
4 -	38.859	43.034	118.1	1:21.893	87.21	0.370	17:45:05.068
5 -	38.803	42.720	118.5	1:21.523 (1)	87.61		17:46:26.591
6 -	38.718	43.054	120.4	1:21.772	87.34	0.249	17:47:48.363
7 -	38.578	43.069	120.2	1:21.647 (3)	87.48	0.124	17:49:10.010
8 -	38.618	43.344	117.9	1:21.962	87.14	0.439	17:50:31.972
9 -	38.706	42.866	118.1	1:21.572 (2)	87.56	0.049	17:51:53.544

Weather / Track : Bright / Dry

Snetterton 200

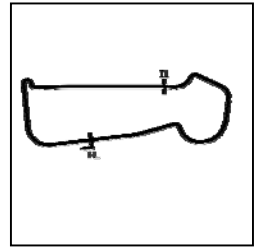
Circuit Length = 1.9840 miles

Start: 17:39 Flag 17:55 End: 17:57

Thundersport GB Championships 2019 - Rnd 2 @ Snetterton

Thundersport GP2 Supertwins & Stocktwins

RACE 17 - SECTOR ANALYSIS



SECTOR 1 = FL to I1, SECTOR 2 = I1 to FL, DIFF = Difference To Personal Best Lap, P = Crossed Finish Line in Pit Lane, D = Time Disallowed

10 -	38.689	43.263	118.3	1:21.952	87.15	0.429	17:53:15.496
11 -	38.619	43.427	118.7	1:22.046	87.05	0.523	17:54:37.542
12 -	39.011	43.605	115.3	1:22.616	86.45	1.093	17:56:00.158

P5 111 ST Ryan FOLKES			Suzuki - Folkes Racing				
IDEAL LAP TIME : 1:22.127		BEST LAP TIME : 1:22.141		DIFFERENCE : 0.014			
LAP	SECTOR 1	SECTOR 2		LAP TIME	MPH	DIFF	TIME OF DAY
1 -		45.008	121.1	1:31.515	78.04	9.374	17:41:00.889
2 -	39.322	45.925	121.7	1:25.247	83.78	3.106	17:42:26.136
3 -	39.818	44.651	119.4	1:24.469	84.55	2.328	17:43:50.605
4 -	39.354	43.965	118.9	1:23.319	85.72	1.178	17:45:13.924
5 -	38.959	43.348	117.7	1:22.307 (3)	86.77	0.166	17:46:36.231
6 -	39.040	43.432	118.7	1:22.472	86.60	0.331	17:47:58.703
7 -	38.917	43.532	117.9	1:22.449	86.62	0.308	17:49:21.152
8 -	38.849	43.373	118.9	1:22.222 (2)	86.86	0.081	17:50:43.374
9 -	38.863	43.278	118.3	1:22.141 (1)	86.95		17:52:05.515
10 -	39.041	43.477	118.7	1:22.518	86.55	0.377	17:53:28.033
11 -	39.088	43.600	120.6	1:22.688	86.37	0.547	17:54:50.721
12 -	39.959	43.960	118.3	1:23.919	85.11	1.778	17:56:14.640

P6 616 GP2 Craig SZCZYPEK			Suzuki - 2Zs Racing				
IDEAL LAP TIME : 1:23.206		BEST LAP TIME : 1:23.500		DIFFERENCE : 0.294			
LAP	SECTOR 1	SECTOR 2		LAP TIME	MPH	DIFF	TIME OF DAY
1 -		46.482	122.4	1:31.088	78.41	7.588	17:41:00.462
2 -	39.466	45.910	120.6	1:25.376	83.65	1.876	17:42:25.838
3 -	39.684	45.518	121.3	1:25.202	83.83	1.702	17:43:51.040
4 -	39.279	44.927	121.3	1:24.206	84.82	0.706	17:45:15.246
5 -	39.120	45.040	120.6	1:24.160	84.86	0.660	17:46:39.406
6 -	39.322	45.164	120.2	1:24.486	84.54	0.986	17:48:03.892
7 -	39.632	44.842	120.2	1:24.474	84.55	0.974	17:49:28.366
8 -	39.692	44.915	120.0	1:24.607	84.42	1.107	17:50:52.973
9 -	39.361	44.870	119.8	1:24.231	84.79	0.731	17:52:17.204
10 -	39.193	44.662	120.0	1:23.855 (3)	85.17	0.355	17:53:41.059
11 -	39.133	44.367	120.6	1:23.500 (1)	85.53		17:55:04.559
12 -	39.539	44.086	120.6	1:23.625 (2)	85.41	0.125	17:56:28.184

P7 2 GP2 Roddy TAYLOR			Suzuki - Roddy Taylor Racing				
IDEAL LAP TIME : 1:22.847		BEST LAP TIME : 1:22.847		DIFFERENCE : 0.000			
LAP	SECTOR 1	SECTOR 2		LAP TIME	MPH	DIFF	TIME OF DAY
1 -		47.014	124.7	1:34.286	75.75	11.439	17:41:03.660
2 -	39.697	45.589	122.2	1:25.286	83.74	2.439	17:42:28.946
3 -	41.622	45.399	122.4	1:27.021	82.07	4.174	17:43:55.967
4 -	39.431	44.664	122.4	1:24.095	84.93	1.248	17:45:20.062
5 -	39.709	44.329	121.3	1:24.038	84.99	1.191	17:46:44.100
6 -	39.443	44.279	122.0	1:23.722	85.31	0.875	17:48:07.822
7 -	39.058	44.328	120.6	1:23.386 (3)	85.65	0.539	17:49:31.208
8 -	39.586	44.500	121.5	1:24.086	84.94	1.239	17:50:55.294
9 -	39.512	44.058	121.1	1:23.570	85.46	0.723	17:52:18.864
10 -	39.133	44.027	121.5	1:23.160 (2)	85.88	0.313	17:53:42.024
11 -	38.872	43.975	122.4	1:22.847 (1)	86.21		17:55:04.871
12 -	39.381	44.443	122.0	1:23.824	85.20	0.977	17:56:28.695

P8 64 ST Liam BASSETT			Suzuki - Liam Bassett Racing				
IDEAL LAP TIME : 1:23.519		BEST LAP TIME : 1:23.560		DIFFERENCE : 0.041			
LAP	SECTOR 1	SECTOR 2		LAP TIME	MPH	DIFF	TIME OF DAY
1 -		45.835	121.1	1:30.248	79.14	6.688	17:40:59.622
2 -	40.794	46.319	118.9	1:27.113	81.99	3.553	17:42:26.735
3 -	40.060	45.523	117.1	1:25.583	83.45	2.023	17:43:52.318
4 -	40.204	44.900	116.9	1:25.104	83.92	1.544	17:45:17.422
5 -	40.356	44.782	115.3	1:25.138	83.89	1.578	17:46:42.560

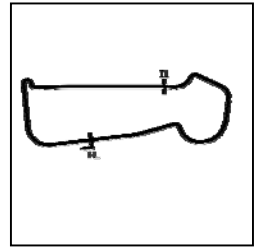
Weather / Track : Bright / Dry

Snetterton 200
Circuit Length = 1.9840 miles
Start: 17:39 Flag 17:55 End: 17:57

Thundersport GB Championships 2019 - Rnd 2 @ Snetterton

Thundersport GP2 Supertwins & Stocktwins

RACE 17 - SECTOR ANALYSIS



SECTOR 1 = FL to I1, SECTOR 2 = I1 to FL, DIFF = Difference To Personal Best Lap, P = Crossed Finish Line in Pit Lane, D = Time Disallowed

6 -	39.921	44.368	115.9	1:24.289	84.73	0.729	17:48:06.849
7 -	40.269	44.894	117.5	1:25.163	83.86	1.603	17:49:32.012
8 -	39.889	44.404	118.3	1:24.293	84.73	0.733	17:50:56.305
9 -	39.425	44.135	117.7	1:23.560 (1)	85.47		17:52:19.865
10 -	39.384	44.255	116.9	1:23.639 (2)	85.39	0.079	17:53:43.504
11 -	39.812	44.958	115.5	1:24.770	84.25	1.210	17:55:08.274
12 -	39.467	44.460	116.5	1:23.927 (3)	85.10	0.367	17:56:32.201

P9		5 ST		Will YOUNG		Suzuki - British Army Race Team	
IDEAL LAP TIME : 1:23.862		BEST LAP TIME : 1:23.970		DIFFERENCE : 0.108			
LAP	SECTOR 1	SECTOR 2		LAP TIME	MPH	DIFF	TIME OF DAY
1 -		47.272	119.6	1:34.963	75.21	10.993	17:41:04.337
2 -	40.499	46.436	117.9	1:26.935	82.15	2.965	17:42:31.272
3 -	40.140	46.720	117.3	1:26.860	82.23	2.890	17:43:58.132
4 -	40.451	45.330	118.3	1:25.781	83.26	1.811	17:45:23.913
5 -	40.407	46.310	118.7	1:26.717	82.36	2.747	17:46:50.630
6 -	40.536	45.256	116.1	1:25.792	83.25	1.822	17:48:16.422
7 -	39.813	44.752	116.9	1:24.565	84.46	0.595	17:49:40.987
8 -	39.719	44.692	115.5	1:24.411 (3)	84.61	0.441	17:51:05.398
9 -	39.497	44.963	115.3	1:24.460	84.56	0.490	17:52:29.858
10 -	39.691	44.365	115.5	1:24.056 (2)	84.97	0.086	17:53:53.914
11 -	39.530	44.440	115.3	1:23.970 (1)	85.06		17:55:17.884
12 -	39.534	44.967	113.1	1:24.501	84.52	0.531	17:56:42.385

P10		73 GP2		Vincent LEWIN		Suzuki - VinitwinRacing.co.uk	
IDEAL LAP TIME : 1:24.525		BEST LAP TIME : 1:24.525		DIFFERENCE : 0.000			
LAP	SECTOR 1	SECTOR 2		LAP TIME	MPH	DIFF	TIME OF DAY
1 -		46.539	122.0	1:33.497	76.39	8.972	17:41:02.871
2 -	41.113	46.435	122.0	1:27.548	81.58	3.023	17:42:30.419
3 -	40.583	45.949	121.7	1:26.532	82.54	2.007	17:43:56.951
4 -	40.437	45.971	121.3	1:26.408	82.66	1.883	17:45:23.359
5 -	40.772	45.904	119.8	1:26.676	82.40	2.151	17:46:50.035
6 -	40.372	45.859	121.3	1:26.231	82.83	1.706	17:48:16.266
7 -	40.239	46.079	121.3	1:26.318	82.74	1.793	17:49:42.584
8 -	39.837	45.548	120.0	1:25.385	83.65	0.860	17:51:07.969
9 -	40.143	45.171	121.3	1:25.314 (3)	83.72	0.789	17:52:33.283
10 -	39.761	45.158	119.6	1:24.919 (2)	84.11	0.394	17:53:58.202
11 -	39.959	45.410	121.5	1:25.369	83.66	0.844	17:55:23.571
12 -	39.604	44.921	120.6	1:24.525 (1)	84.50		17:56:48.096

P11		9 ST		Dean ARMSTRONG		Suzuki - Deano Racing	
IDEAL LAP TIME : 1:24.139		BEST LAP TIME : 1:24.203		DIFFERENCE : 0.064			
LAP	SECTOR 1	SECTOR 2		LAP TIME	MPH	DIFF	TIME OF DAY
1 -		46.905	118.1	1:34.310	75.73	10.107	17:41:03.684
2 -	41.565	46.302	120.0	1:27.867	81.28	3.664	17:42:31.551
3 -	39.843	46.751	117.7	1:26.594	82.48	2.391	17:43:58.145
4 -	40.419	45.610	119.8	1:26.029	83.02	1.826	17:45:24.174
5 -	40.037	46.433	117.3	1:26.470	82.60	2.267	17:46:50.644
6 -	40.195	45.053	116.3	1:25.248	83.78	1.045	17:48:15.892
7 -	39.975	44.316	116.1	1:24.291 (2)	84.73	0.088	17:49:40.183
8 -	40.437	44.863	119.6	1:25.300	83.73	1.097	17:51:05.483
9 -	40.073	44.521	117.9	1:24.594 (3)	84.43	0.391	17:52:30.077
10 -	39.907	44.296	117.9	1:24.203 (1)	84.82		17:53:54.280
11 -	41.425	47.157	115.7	1:28.582	80.63	4.379	17:55:22.862
12 -	40.358	45.132	116.5	1:25.490	83.54	1.287	17:56:48.352

P12		55 ST		Ben RAINBOW		Suzuki - RAF MSA	
IDEAL LAP TIME : 1:25.797		BEST LAP TIME : 1:25.840		DIFFERENCE : 0.043			
LAP	SECTOR 1	SECTOR 2		LAP TIME	MPH	DIFF	TIME OF DAY
1 -		47.186	118.7	1:35.961	74.43	10.121	17:41:05.335

Weather / Track : Bright / Dry

Snetterton 200

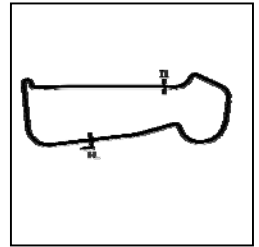
Circuit Length = 1.9840 miles

Start: 17:39 Flag 17:55 End: 17:57

Thundersport GB Championships 2019 - Rnd 2 @ Snetterton

Thundersport GP2 Supertwins & Stocktwins

RACE 17 - SECTOR ANALYSIS



SECTOR 1 = FL to I1, SECTOR 2 = I1 to FL, DIFF = Difference To Personal Best Lap, P = Crossed Finish Line in Pit Lane, D = Time Disallowed

2 -	40.815	46.956	119.8	1:27.771	81.37	1.931	17:42:33.106
3 -	40.598	46.814	117.9	1:27.412	81.71	1.572	17:44:00.518
4 -	40.640	46.335	117.1	1:26.975	82.12	1.135	17:45:27.493
5 -	40.387	46.500	117.5	1:26.887	82.20	1.047	17:46:54.380
6 -	40.438	47.476	118.5	1:27.914	81.24	2.074	17:48:22.294
7 -	40.395	45.909	116.7	1:26.304 (3)	82.76	0.464	17:49:48.598
8 -	40.804	45.955	116.5	1:26.759	82.32	0.919	17:51:15.357
9 -	40.627	46.270	116.9	1:26.897	82.19	1.057	17:52:42.254
10 -	40.013	45.827	116.1	1:25.840 (1)	83.20		17:54:08.094
11 -	40.457	45.916	115.9	1:26.373	82.69	0.533	17:55:34.467
12 -	39.970	45.876	117.7	1:25.846 (2)	83.20	0.006	17:57:00.313

P13 171 Cup Zak SHELTON

Kawasaki - M&S Performance

IDEAL LAP TIME : 1:25.925

BEST LAP TIME : 1:25.925

DIFFERENCE : 0.000

LAP	SECTOR 1	SECTOR 2	LAP TIME	MPH	DIFF	TIME OF DAY	
1 -		47.524	110.1	1:37.405	73.32	11.480	17:41:06.779
2 -	41.638	45.735	109.4	1:27.373	81.74	1.448	17:42:34.152
3 -	41.993	45.643	108.7	1:27.636	81.50	1.711	17:44:01.788
4 -	41.536	45.213	108.9	1:26.749	82.33	0.824	17:45:28.537
5 -	41.255	45.234	108.9	1:26.489	82.58	0.564	17:46:55.026
6 -	41.051	45.436	107.2	1:26.487 (3)	82.58	0.562	17:48:21.513
7 -	41.470	46.430	107.7	1:27.900	81.25	1.975	17:49:49.413
8 -	41.270	45.656	107.7	1:26.926	82.16	1.001	17:51:16.339
9 -	40.904	45.879	108.5	1:26.783	82.30	0.858	17:52:43.122
10 -	40.826	45.099	108.2	1:25.925 (1)	83.12		17:54:09.047
11 -	40.864	45.199	108.4	1:26.063 (2)	82.99	0.138	17:55:35.110
12 -	41.202	45.468	106.5	1:26.670	82.41	0.745	17:57:01.780

P14 164 Cup Joe DUGGAN

Kawasaki - M&S Performance

IDEAL LAP TIME : 1:25.634

BEST LAP TIME : 1:25.991

DIFFERENCE : 0.357

LAP	SECTOR 1	SECTOR 2	LAP TIME	MPH	DIFF	TIME OF DAY	
1 -		47.273	104.2	1:37.359	73.36	11.368	17:41:06.733
2 -	42.480	45.222	104.2	1:27.702	81.44	1.711	17:42:34.435
3 -	41.864	45.891	104.3	1:27.755	81.39	1.764	17:44:02.190
4 -	41.609	44.886	103.0	1:26.495 (3)	82.57	0.504	17:45:28.685
5 -	41.512	45.212	104.6	1:26.724	82.35	0.733	17:46:55.409
6 -	41.434	45.158	104.5	1:26.592	82.48	0.601	17:48:22.001
7 -	41.745	45.584	102.9	1:27.329	81.78	1.338	17:49:49.330
8 -	41.721	45.650	103.7	1:27.371	81.74	1.380	17:51:16.701
9 -	41.372	44.619	100.9	1:25.991 (1)	83.06		17:52:42.692
10 -	41.955	44.598	105.5	1:26.553	82.52	0.562	17:54:09.245
11 -	41.741	44.542	104.2	1:26.283 (2)	82.78	0.292	17:55:35.528
12 -	41.092	45.520	99.4	1:26.612	82.46	0.621	17:57:02.140

P15 8 Cup Harris BEECH

Yamaha - Batham Racing

IDEAL LAP TIME : 1:28.760

BEST LAP TIME : 1:28.931

DIFFERENCE : 0.171

LAP	SECTOR 1	SECTOR 2	LAP TIME	MPH	DIFF	TIME OF DAY	
1 -		48.612	105.1	1:39.870	71.51	10.939	17:41:09.244
2 -	43.171	46.506	102.9	1:29.677	79.64	0.746	17:42:38.921
3 -	43.289	46.465	102.7	1:29.754	79.57	0.823	17:44:08.675
4 -	42.902	46.106	102.2	1:29.008 (2)	80.24	0.077	17:45:37.683
5 -	43.224	46.365	102.1	1:29.589	79.72	0.658	17:47:07.272
6 -	43.392	45.984	101.9	1:29.376	79.91	0.445	17:48:36.648
7 -	43.206	46.036	101.9	1:29.242	80.03	0.311	17:50:05.890
8 -	43.102	46.235	102.7	1:29.337	79.95	0.406	17:51:35.227
9 -	42.987	46.104	101.9	1:29.091 (3)	80.17	0.160	17:53:04.318
10 -	43.250	46.097	103.2	1:29.347	79.94	0.416	17:54:33.665
11 -	43.073	45.858	103.0	1:28.931 (1)	80.31		17:56:02.596

Weather / Track : Bright / Dry

Snetterton 200

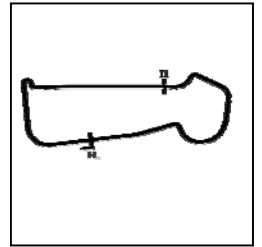
Circuit Length = 1.9840 miles

Start: 17:39 Flag 17:55 End: 17:57

Thundersport GB Championships 2019 - Rnd 2 @ Snetterton

Thundersport GP2 Supertwins & Stocktwins

RACE 17 - SECTOR ANALYSIS



SECTOR 1 = FL to I1, SECTOR 2 = I1 to FL, DIFF = Difference To Personal Best Lap, P = Crossed Finish Line in Pit Lane, D = Time Disallowed

P16 77 Cup		Finley ARSCOTT		Kawasaki - Arscott Racing			
IDEAL LAP TIME : 1:29.751		BEST LAP TIME : 1:29.754		DIFFERENCE : 0.003			
LAP	SECTOR 1	SECTOR 2		LAP TIME	MPH	DIFF	TIME OF DAY
1 -		48.894	106.8	1:39.509	71.77	9.755	17:41:08.883
2 -	43.334	48.174	106.6	1:31.508	78.05	1.754	17:42:40.391
3 -	43.148	47.545	106.6	1:30.693	78.75	0.939	17:44:11.084
4 -	43.127	47.470	105.5	1:30.597 (3)	78.83	0.843	17:45:41.681
5 -	42.842	49.223	105.3	1:32.065	77.58	2.311	17:47:13.746
6 -	42.750	48.567	104.6	1:31.317	78.21	1.563	17:48:45.063
7 -	42.972	47.027	106.0	1:29.999 (2)	79.36	0.245	17:50:15.062
8 -	42.741	48.707	104.8	1:31.448	78.10	1.694	17:51:46.510
9 -	43.248	48.968	106.0	1:32.216	77.45	2.462	17:53:18.726
10 -	43.128	47.526	105.5	1:30.654	78.78	0.900	17:54:49.380
11 -	42.744	47.010	105.3	1:29.754 (1)	79.57		17:56:19.134

P17 54 ST		Thomas FOSTER		Suzuki - Foster Racing			
IDEAL LAP TIME : 1:29.402		BEST LAP TIME : 1:29.798		DIFFERENCE : 0.396			
LAP	SECTOR 1	SECTOR 2		LAP TIME	MPH	DIFF	TIME OF DAY
1 -		50.466	118.5	1:41.052	70.68	11.254	17:41:10.426
2 -	42.821	48.885	118.3	1:31.706	77.88	1.908	17:42:42.132
3 -	42.182	48.181	118.1	1:30.363	79.04	0.565	17:44:12.495
4 -	42.074	48.064	116.5	1:30.138 (2)	79.24	0.340	17:45:42.633
5 -	41.389	48.409	117.1	1:29.798 (1)	79.54		17:47:12.431
6 -	42.404	48.832	116.7	1:31.236	78.28	1.438	17:48:43.667
7 -	41.962	48.223	116.7	1:30.185 (3)	79.19	0.387	17:50:13.852
8 -	42.387	49.026	115.5	1:31.413	78.13	1.615	17:51:45.265
9 -	43.319	50.114	118.7	1:33.433	76.44	3.635	17:53:18.698
10 -	42.402	49.281	116.5	1:31.683	77.90	1.885	17:54:50.381
11 -	42.187	48.013	116.9	1:30.200	79.18	0.402	17:56:20.581

Thundersport GB Championships 2019 - Rnd 2 @ Snetterton

Thundersport GP2 Supertwins & Stocktwins

RACE 17 - BEST SPEEDS

POS	INTERMEDIATE 1		INTERMEDIATE 2		FINISH LINE		
	NO	NAME	MPH	NO	NAME	MPH	
1					34	PERRY	130.0
2					2	TAYLOR	124.7
3					96	GREGORY	124.0
4					76	FOLEY	123.8
5					616	SZCZYPEK	122.4
6					73	LEWIN	122.0
7					111	FOLKES	121.7
8					64	BASSETT	121.1
9					59	SOLERA	120.4
10					9	ARMSTRONG	120.0
11					55	RAINBOW	119.8
12					5	YOUNG	119.6
13					54	FOSTER	118.7
14					171	SHELTON	110.1
15					77	ARSCOTT	106.8
16					164	DUGGAN	105.5
17					8	BEECH	105.1
18							
19							

Weather / Track : Bright / Dry

Results can be found at www.tsl-timing.com

Snetterton 200
Circuit Length = 1.9840 miles
Start: 17:39 Flag 17:55 End: 17:57

Printed - 17:57 Sunday, 28 April 2019

Thundersport GB Championships 2019 - Rnd 2 @ Snetterton

Thundersport GP2 Supertwins & Stocktwins

RACE 17 - STATISTICS

Competitors Started 19
Planned Start 2019-04-28 @ 17:12:00.000
Actual Start 2019-04-28 @ 17:39:29.373
Finish Time 2019-04-28 @ 17:55:37.130
Track Length 1.9840mi.
Total Laps 201
Total Distance Covered 398.7916mi.

Session Fastest Lap History

NO	CL	NAME	LAP TIME	TIME OF DAY	LAP	VEHICLE
34	GP2	Jonathan PERRY	1:20.298	17:42:14.310	2	Kawasaki
34	GP2	Jonathan PERRY	1:19.393	17:43:33.703	3	Kawasaki
34	GP2	Jonathan PERRY	1:19.274	17:46:12.634	5	Kawasaki

Session Leader History

NO	CL	NAME	FROM LAP	LAPS LED	DISTANCE	VEHICLE
34	GP2	Jonathan PERRY	1	12	23.80 miles	Kawasaki

Flag History

TYPE	TIME OF DAY
GREEN	17:39:29.373
FINISH	17:55:37.130

Flag Statistics

TYPE	COUNT	TOTAL LAPS	TOTAL TIME
Green	1	12	17:38.250
Red	0	0	0.000
Safety Car	0	0	0.000
FCY	0	0	0.000

Weather / Track : Bright / Dry

These results are provisional until the conclusion of any judicial and technical matters.

Snetterton 200

Circuit Length = 1.9840 miles

Start: 17:39 Flag 17:55 End: 17:57

Clerk Of Course :	Timekeeper : Nick Palmer
-------------------	--------------------------

Thundersport GB Championships 2019 - Rnd 2 @ Snetterton

Thundersport GP2 Supertwins & Stocktwins

RACE 17 - STATISTICS

CLASS : Cup

4 Starters

Fastest Lap History

NO	NAME	LAP TIME	TIME OF DAY	LAP	VEHICLE
171	Zak SHELTON	1:27.373	17:42:34.160	2	Kawasaki
171	Zak SHELTON	1:26.749	17:45:28.545	4	Kawasaki
164	Joe DUGGAN	1:26.495	17:45:28.685	4	Kawasaki
171	Zak SHELTON	1:26.489	17:46:55.034	5	Kawasaki
171	Zak SHELTON	1:26.487	17:48:21.521	6	Kawasaki
164	Joe DUGGAN	1:25.991	17:52:42.719	9	Kawasaki
171	Zak SHELTON	1:25.925	17:54:09.055	10	Kawasaki

Leader History

NO	NAME	FROM LAP	LAPS LED	DISTANCE	VEHICLE
164	Joe DUGGAN	1	1	1.98 miles	Kawasaki
171	Zak SHELTON	2	5	9.92 miles	Kawasaki
164	Joe DUGGAN	7	1	1.98 miles	Kawasaki
171	Zak SHELTON	8	1	1.98 miles	Kawasaki
164	Joe DUGGAN	9	1	1.98 miles	Kawasaki
171	Zak SHELTON	10	3	5.95 miles	Kawasaki

Weather / Track : Bright / Dry

These results are provisional until the conclusion of any judicial and technical matters.

Snetterton 200

Circuit Length = 1.9840 miles

Start: 17:39 Flag 17:55 End: 17:57

Clerk Of Course :

Timekeeper : Nick Palmer

Thundersport GB Championships 2019 - Rnd 2 @ Snetterton

Thundersport GP2 Supertwins & Stocktwins

RACE 17 - STATISTICS

CLASS : GP2

7 Starters

Fastest Lap History

NO	NAME	LAP TIME	TIME OF DAY	LAP	VEHICLE
34	Jonathan PERRY	1:20.298	17:42:14.310	2	Kawasaki
34	Jonathan PERRY	1:19.393	17:43:33.703	3	Kawasaki
34	Jonathan PERRY	1:19.274	17:46:12.634	5	Kawasaki

Leader History

NO	NAME	FROM LAP	LAPS LED	DISTANCE	VEHICLE
34	Jonathan PERRY	1	12	23.80 miles	Kawasaki

Weather / Track : Bright / Dry

These results are provisional until the conclusion of any judicial and technical matters.

Snetterton 200

Circuit Length = 1.9840 miles

Start: 17:39 Flag 17:55 End: 17:57

Clerk Of Course :

Timekeeper : Nick Palmer

Thundersport GB Championships 2019 - Rnd 2 @ Snetterton

Thundersport GP2 Supertwins & Stocktwins

RACE 17 - STATISTICS

CLASS : ST

8 Starters

Fastest Lap History

NO	NAME	LAP TIME	TIME OF DAY	LAP	VEHICLE
59	Alberto SOLERA	1:23.120	17:42:20.932	2	Suzuki
59	Alberto SOLERA	1:22.253	17:43:43.186	3	Suzuki
59	Alberto SOLERA	1:21.893	17:45:05.078	4	Suzuki
59	Alberto SOLERA	1:21.523	17:46:26.602	5	Suzuki

Leader History

NO	NAME	FROM LAP	LAPS LED	DISTANCE	VEHICLE
59	Alberto SOLERA	1	12	23.80 miles	Suzuki

Weather / Track : Bright / Dry

These results are provisional until the conclusion of any judicial and technical matters.

Snetterton 200

Circuit Length = 1.9840 miles

Start: 17:39 Flag 17:55 End: 17:57

Clerk Of Course :

Timekeeper : Nick Palmer