

BMCRC-MRO Championships 2018



BMCRC Thunderbike Sport & Rookie Minitwins

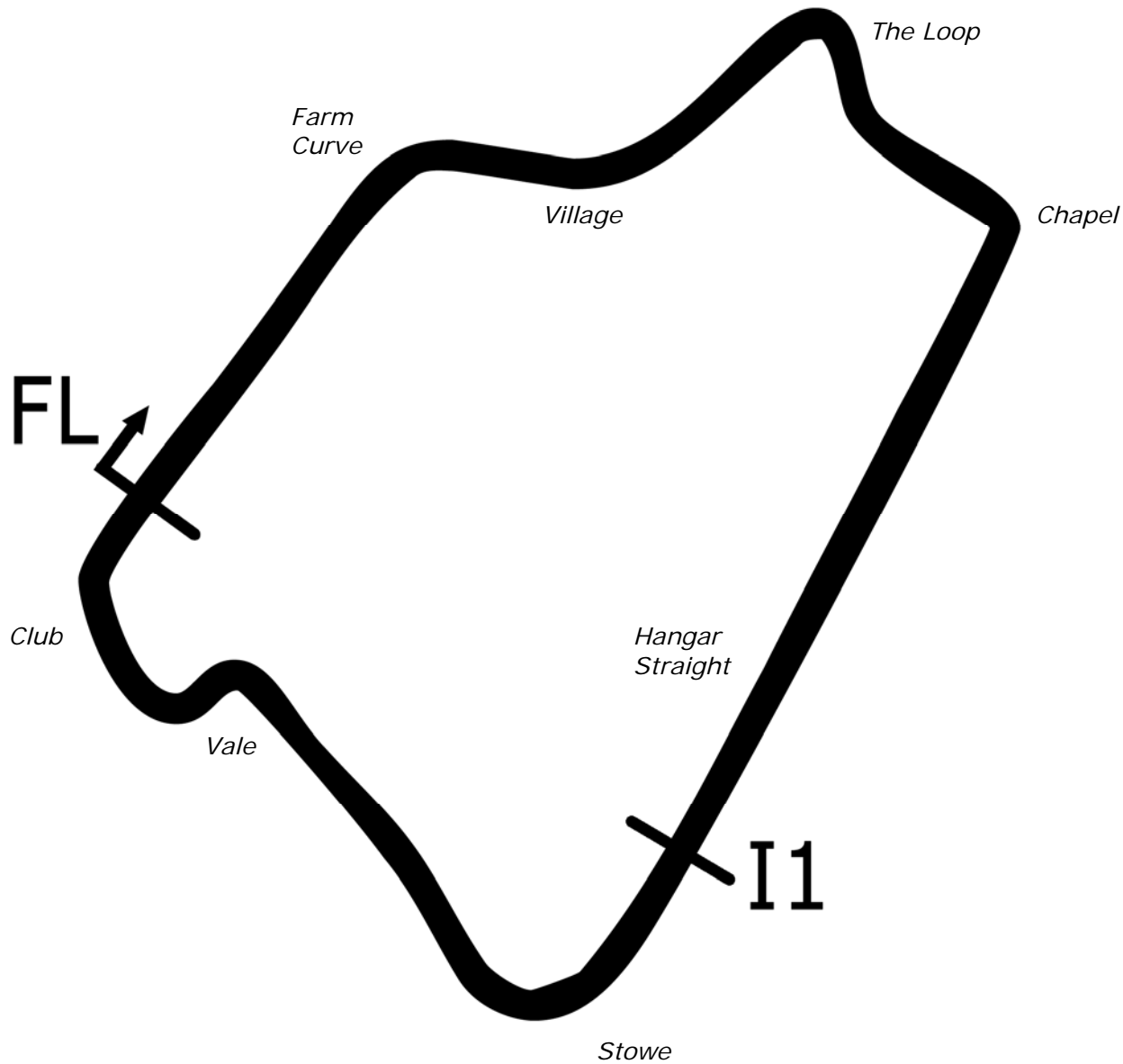
Silverstone International Circuit

7th / 8th April 2018



Results Provided by Timing Solutions Ltd
www.tsl-timing.com

Silverstone International



Length	1.8508 miles	2978.7 m	
FL		52.06826 N	1.02344 W
I1	1844m	52.06559 N	1.01486 W
Pit Entry	2978m	52.66742 N	1.02286 W
Pit Exit	457m after FL	52.07081 N	1.01999 W
Pit Entry–Pit Exit 457m, 27.4s @60kph, 20.5s @80kph			

All results available at www.tsl-timing.com

BMCRC - MRO Championships 2018 - Rnd 2 @ Silverstone International

BMCRC Thunderbike Sport & BMCRC Rookie Minitwins

QUALIFYING - CLASSIFICATION

POS	NO	CL	PIC NAME	ENTRY	TIME	ON	LAPS	GAP	DIFF	MPH
1	198		1 Steven TOPPING	Yamaha -	1:15.880	2	9			87.81
2	6		2 Paul HOLDEN	Yamaha - MOREMOTO RACING	1:16.229	6	9	0.349	0.349	87.41
3	47		3 Thomas WATSON	Yamaha - Motorsportdays.com TEA Time Racing	1:16.673	4	8	0.793	0.444	86.90
4	81		4 Malvern MAY	Ducati -	1:17.372	7	8	1.492	0.699	86.11
5	84		5 Ricardo BRANCO	Suzuki - IMP Racing	1:17.986	6	8	2.106	0.614	85.44
6	67		6 Tony COE	Honda -	1:18.217	2	6	2.337	0.231	85.18
7	90		7 Edward WATSON	Suzuki - Motorsportdays.com TEA Time Racing	1:18.547	8	8	2.667	0.330	84.83
8	22	R	1 Richard MAY	Honda - Tilehurst Glass Racing	1:18.694	7	8	2.814	0.147	84.67
9	20		8 Jose TOUCEDA	Suzuki - Cell2	1:18.720	6	6	2.840	0.026	84.64
10	19		9 Alan RUSSELL	Tigcraft - A&R Racing	1:19.119	3	8	3.239	0.399	84.21
11	72		10 Kevin MILLER	Suzuki - Mechanical Air Supplies Ltd	1:19.897	4	8	4.017	0.778	83.39
12	92		11 Duncan GROVE	Yamaha -	1:20.118	4	5	4.238	0.221	83.16
13	66		12 Mark SMITH	Yamaha - MHP EXHAUST S	1:20.318	7	8	4.438	0.200	82.96
14	93	R	2 William GILLMAN	Honda -	1:21.182	4	8	5.302	0.864	82.07
15	73		13 Vincent LEWIN	Suzuki - Basset Down Balancing	1:21.252	7	8	5.372	0.070	82.00
16	89	RMT	1 Zi JONES	Suzuki -	1:21.437	6	8	5.557	0.185	81.82
17	666	R	3 Shane BEASLEY	Kawasaki -	1:21.441	8	8	5.561	0.004	81.81
18	48		14 Shaun WALLIS	Suzuki - Watling Tyres	1:21.515	5	7	5.635	0.074	81.74
19	32		15 Thomas WILLIAMS	Honda -	1:21.600	5	8	5.720	0.085	81.65
20	50		16 Paul ROBSON	Suzuki - RBProperty services & Environment Lighting	1:21.806	4	8	5.926	0.206	81.45
21	9	RMT	2 Andrew WATSON	Suzuki - TEA Time Racing	1:21.962	3	8	6.082	0.156	81.29
22	181	RMT	3 Robert FRANKLIN	Suzuki - RCF GARDENS	1:22.085	4	8	6.205	0.123	81.17
23	137	RMT	4 Charlie CRAWT	Suzuki - Pass Bike Motorcycle Training Ltd	1:22.454	6	7	6.574	0.369	80.81
24	10	RMT	5 Ashley MITCHELL	Suzuki -	1:22.531	7	8	6.651	0.077	80.73
25	62	RMT	6 Ben MITCHELL	Suzuki -	1:22.572	7	8	6.692	0.041	80.69
26	85		17 Andrew KITE	Ducati - Red Rebel Racing	1:23.006	7	8	7.126	0.434	80.27
27	182	RMT	7 Kyle PHILLIPS	Suzuki - Chief Safety Consultancy	1:23.419	7	8	7.539	0.413	79.87
28	59	RMT	8 Benn RIDGWELL	Suzuki -	1:23.499	5	7	7.619	0.080	79.80
29	152	RMT	9 Jason ALLEN	Suzuki -	1:23.755	5	8	7.875	0.256	79.55
30	145	RMT	10 Stuart JARVIS	Suzuki - STREETWORK SOLUTIONS LTD	1:24.180	5	8	8.300	0.425	79.15
31	131	RMT	11 Christopher EVANS	Suzuki - Andesign	1:24.499	3	4	8.619	0.319	78.85
32	150		18 Anthony HEVER	-	1:25.372	5	7	9.492	0.873	78.04
33	43		19 Daniel BARFORD	Suzuki - Shawell Tuning	1:25.580	5	7	9.700	0.208	77.85
34	37	R	4 Ricky WOODS	Suzuki - Des Woods	1:25.724	3	7	9.844	0.144	77.72
35	0	RMT	12 Luke STANLEY	Suzuki - MOREMOTO	1:25.964	5	7	10.084	0.240	77.51
36	44	RMT	13 Tony PARKER	Suzuki - Emerald Elevators	1:27.462	7	7	11.582	1.498	76.18
37	126	R	5 Damien LECHAUVE	KTM -	1:33.553	7	7	17.673	6.091	71.22
38	60	RMT	14 Adam RIDGWELL	Suzuki -	1:35.453	7	7	19.573	1.900	69.80
39	147	R	6 Matthew MAY	Kawasaki - Tilehurst Glass Racing	1:39.148	2	4	23.268	3.695	67.20
40	75		20 Stewart MAY	Honda - Tilehurst Glass Racing			0			

Weather / Track : Cloudy / Dry

These results are provisional until the conclusion of any judicial and technical matters.

Silverstone International

Circuit Length = 1.8508 miles

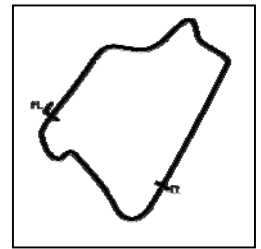
Start: 11:15 Flag 11:27 End: 11:29

Clerk Of Course :	Timekeeper :
-------------------	--------------

BMCRC - MRO Championships 2018 - Rnd 2 @ Silverstone International

BMCRC Thunderbike Sport & BMCRC Rookie Minitwins

QUALIFYING - SECTOR ANALYSIS



SECTOR 1 = FL to I1, SECTOR 2 = I1 to FL, DIFF = Difference To Personal Best Lap, P = Crossed Finish Line in Pit Lane, D = Time Disallowed

P1 198		Steven TOPPING		Yamaha -			
IDEAL LAP TIME : 1:15.571		BEST LAP TIME : 1:15.880		DIFFERENCE : 0.309			
LAP	SECTOR 1	SECTOR 2	LAP TIME	MPH	DIFF	TIME OF DAY	
1 -	45.781	31.685	1:17.466	86.01	1.586	11:18:14.300	
2 -	44.989	30.891	1:15.880 (1)	87.81		11:19:30.180	
3 -	44.806	31.081	1:15.887 (2)	87.80	0.007	11:20:46.067	
4 -	45.815	30.765	1:16.580 (3)	87.01	0.700	11:22:02.647	
5 -	45.267	31.436	1:16.703	86.87	0.823	11:23:19.350	
6 -	45.571	31.836	1:17.407	86.08	1.527	11:24:36.757	
7 -	46.588	31.137	1:17.725	85.72	1.845	11:25:54.482	
8 -	45.248	31.911	1:17.159	86.35	1.279	11:27:11.641	
9 -	45.585	31.189	1:16.774	86.79	0.894	11:28:28.415	

P2 6		Paul HOLDEN		Yamaha - MOREMOTO RACING			
IDEAL LAP TIME : 1:15.968		BEST LAP TIME : 1:16.229		DIFFERENCE : 0.261			
LAP	SECTOR 1	SECTOR 2	LAP TIME	MPH	DIFF	TIME OF DAY	
1 -	46.295	31.415	1:17.710	85.74	1.481	11:18:12.389	
2 -	45.683	31.123	1:16.806	86.75	0.577	11:19:29.195	
3 -	45.689	31.323	1:17.012	86.52	0.783	11:20:46.207	
4 -	45.970	30.926	1:16.896	86.65	0.667	11:22:03.103	
5 -	45.770	31.088	1:16.858	86.69	0.629	11:23:19.961	
6 -	45.479	30.750	1:16.229 (1)	87.41		11:24:36.190	
7 -	46.109	30.664	1:16.773 (3)	86.79	0.544	11:25:52.963	
8 -	45.304	31.154	1:16.458 (2)	87.14	0.229	11:27:09.421	
9 -	45.924	31.651	1:17.575	85.89	1.346	11:28:26.996	

P3 47		Thomas WATSON		Yamaha - Motorsportdays.com TEA Time Racing			
IDEAL LAP TIME : 1:16.659		BEST LAP TIME : 1:16.673		DIFFERENCE : 0.014			
LAP	SECTOR 1	SECTOR 2	LAP TIME	MPH	DIFF	TIME OF DAY	
1 -	46.178	31.838	1:18.016	85.40	1.343	11:18:15.158	
2 -	46.203	31.747	1:17.950	85.48	1.277	11:19:33.108	
3 -	45.674	31.290	1:16.964 (2)	86.57	0.291	11:20:50.072	
4 -	45.688	30.985	1:16.673 (1)	86.90		11:22:06.745	
5 -	45.977	31.585	1:17.562 (3)	85.90	0.889	11:23:24.307	
6 -	50.673	32.615	1:23.288	80.00	6.615	11:24:47.595	
7 -	47.215	31.833	1:19.048	84.29	2.375	11:26:06.643	
8 -	50.574	32.245	1:22.819	80.45	6.146	11:27:29.462	

P4 81		Malvern MAY		Ducati -			
IDEAL LAP TIME : 1:17.171		BEST LAP TIME : 1:17.372		DIFFERENCE : 0.201			
LAP	SECTOR 1	SECTOR 2	LAP TIME	MPH	DIFF	TIME OF DAY	
1 -	48.489	31.901	1:20.390	82.88	3.018	11:18:19.518	
2 -	46.862	36.128	1:22.990	80.28	5.618	11:19:42.508	
3 -	48.080	32.834	1:20.914	82.34	3.542	11:21:03.422	
4 -	47.163	32.774	1:19.937	83.35	2.565	11:22:23.359	
5 -	46.612	31.350	1:17.962 (3)	85.46	0.590	11:23:41.321	
6 -	46.342	31.270	1:17.612 (2)	85.85	0.240	11:24:58.933	
7 -	45.901	31.471	1:17.372 (1)	86.11		11:26:16.305	
8 -	46.336	31.906	1:18.242	85.16	0.870	11:27:34.547	

P5 84		Ricardo BRANCO		Suzuki - IMP Racing			
IDEAL LAP TIME : 1:17.986		BEST LAP TIME : 1:17.986		DIFFERENCE : 0.000			
LAP	SECTOR 1	SECTOR 2	LAP TIME	MPH	DIFF	TIME OF DAY	
1 -	48.080	33.164	1:21.244	82.01	3.258	11:18:21.361	
2 -	47.426	33.339	1:20.765	82.50	2.779	11:19:42.126	
3 -	47.701	32.430	1:20.131	83.15	2.145	11:21:02.257	
4 -	47.670	32.920	1:20.590	82.68	2.604	11:22:22.847	
5 -	48.335	31.860	1:20.195	83.08	2.209	11:23:43.042	
6 -	46.476	31.510	1:17.986 (1)	85.44		11:25:01.028	

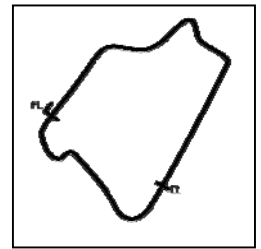
Weather / Track : Cloudy / Dry

Silverstone International
Circuit Length = 1.8508 miles
Start: 11:15 Flag 11:27 End: 11:29

BMCRC - MRO Championships 2018 - Rnd 2 @ Silverstone International

BMCRC Thunderbike Sport & BMCRC Rookie Minitwins

QUALIFYING - SECTOR ANALYSIS



SECTOR 1 = FL to I1, SECTOR 2 = I1 to FL, DIFF = Difference To Personal Best Lap, P = Crossed Finish Line in Pit Lane, D = Time Disallowed

7 -	46.827	31.783	1:18.610 (2)	84.76	0.624	11:26:19.638
8 -	46.840	32.749	1:19.589 (3)	83.72	1.603	11:27:39.227

P6	67	Tony COE	Honda -			
IDEAL LAP TIME : 1:18.184		BEST LAP TIME : 1:18.217		DIFFERENCE : 0.033		
LAP	SECTOR 1	SECTOR 2	LAP TIME	MPH	DIFF	TIME OF DAY
1 -	47.574	32.879	1:20.453	82.82	2.236	11:18:16.699
2 -	46.424	31.793	1:18.217 (1)	85.18		11:19:34.916
3 -	46.636	32.087	1:18.723 (2)	84.64	0.506	11:20:53.639
4 -	46.535	32.445	1:18.980 (3)	84.36	0.763	11:22:12.619
5 -	46.851	32.134	1:18.985	84.36	0.768	11:23:31.604
6 -	46.391	IN PIT	1:19.864 P	83.43	1.647	11:24:51.468

P7	90	Edward WATSON	Suzuki - Motorsportdays.com TEA Time Racing			
IDEAL LAP TIME : 1:18.384		BEST LAP TIME : 1:18.547		DIFFERENCE : 0.163		
LAP	SECTOR 1	SECTOR 2	LAP TIME	MPH	DIFF	TIME OF DAY
1 -	48.403	34.401	1:22.804	80.46	4.257	11:18:37.550
2 -	47.827	33.390	1:21.217	82.04	2.670	11:19:58.767
3 -	46.847	33.076	1:19.923	83.37	1.376	11:21:18.690
4 -	46.653	32.583	1:19.236	84.09	0.689	11:22:37.926
5 -	46.647	32.099	1:18.746 (2)	84.61	0.199	11:23:56.672
6 -	47.624	31.893	1:19.517	83.79	0.970	11:25:16.189
7 -	47.118	32.114	1:19.232 (3)	84.09	0.685	11:26:35.421
8 -	46.810	31.737	1:18.547 (1)	84.83		11:27:53.968

P8	22 R	Richard MAY	Honda - Tilehurst Glass Racing			
IDEAL LAP TIME : 1:18.579		BEST LAP TIME : 1:18.694		DIFFERENCE : 0.115		
LAP	SECTOR 1	SECTOR 2	LAP TIME	MPH	DIFF	TIME OF DAY
1 -	49.243	33.795	1:23.038	80.24	4.344	11:18:21.304
2 -	47.422	33.944	1:21.366	81.89	2.672	11:19:42.670
3 -	47.638	32.795	1:20.433	82.84	1.739	11:21:03.103
4 -	47.104	32.949	1:20.053	83.23	1.359	11:22:23.156
5 -	47.427	32.187	1:19.614 (3)	83.69	0.920	11:23:42.770
6 -	47.284	31.952	1:19.236 (2)	84.09	0.542	11:25:02.006
7 -	46.627	32.067	1:18.694 (1)	84.67		11:26:20.700
8 -	46.694	34.428	1:21.122	82.13	2.428	11:27:41.822

P9	20	Jose TOUCEDA	Suzuki - Cell2			
IDEAL LAP TIME : 1:18.720		BEST LAP TIME : 1:18.720		DIFFERENCE : 0.000		
LAP	SECTOR 1	SECTOR 2	LAP TIME	MPH	DIFF	TIME OF DAY
1 -	1:02.084	34.442	1:36.526	69.03	17.806	11:21:18.755
2 -	47.568	32.536	1:20.104	83.18	1.384	11:22:38.859
3 -	46.429	33.010	1:19.439	83.87	0.719	11:23:58.298
4 -	46.979	32.403	1:19.382 (3)	83.93	0.662	11:25:17.680
5 -	46.735	32.442	1:19.177 (2)	84.15	0.457	11:26:36.857
6 -	46.358	32.362	1:18.720 (1)	84.64		11:27:55.577

P10	19	Alan RUSSELL	Tigcraft - A&R Racing			
IDEAL LAP TIME : 1:18.685		BEST LAP TIME : 1:19.119		DIFFERENCE : 0.434		
LAP	SECTOR 1	SECTOR 2	LAP TIME	MPH	DIFF	TIME OF DAY
1 -	46.939	32.338	1:19.277 (3)	84.04	0.158	11:18:14.846
2 -	46.347	32.954	1:19.301	84.02	0.182	11:19:34.147
3 -	46.557	32.562	1:19.119 (1)	84.21		11:20:53.266
4 -	46.846	34.220	1:21.066	82.19	1.947	11:22:14.332
5 -	46.862	33.226	1:20.088	83.19	0.969	11:23:34.420
6 -	46.753	33.008	1:19.761	83.53	0.642	11:24:54.181
7 -	46.426	32.784	1:19.210 (2)	84.12	0.091	11:26:13.391
8 -	46.755	32.728	1:19.483	83.83	0.364	11:27:32.874

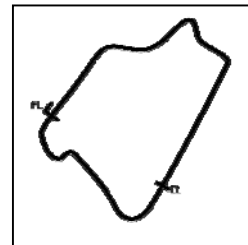
Weather / Track : Cloudy / Dry

Silverstone International
Circuit Length = 1.8508 miles
Start: 11:15 Flag 11:27 End: 11:29

BMCRC - MRO Championships 2018 - Rnd 2 @ Silverstone International

BMCRC Thunderbike Sport & BMCRC Rookie Minitwins

QUALIFYING - SECTOR ANALYSIS



SECTOR 1 = FL to I1, SECTOR 2 = I1 to FL, DIFF = Difference To Personal Best Lap, P = Crossed Finish Line in Pit Lane, D = Time Disallowed

P11 72		Kevin MILLER		Suzuki - Mechanical Air Supplies Ltd			
IDEAL LAP TIME : 1:19.897		BEST LAP TIME : 1:19.897		DIFFERENCE : 0.000			
LAP	SECTOR 1	SECTOR 2	LAP TIME	MPH	DIFF	TIME OF DAY	
1 -	49.530	33.480	1:23.010	80.27	3.113	11:18:26.944	
2 -	47.604	32.553	1:20.157 (2)	83.12	0.260	11:19:47.101	
3 -	47.638	32.593	1:20.231 (3)	83.05	0.334	11:21:07.332	
4 -	47.520	32.377	1:19.897 (1)	83.39		11:22:27.229	
5 -	47.526	33.311	1:20.837	82.42	0.940	11:23:48.066	
6 -	47.563	33.418	1:20.981	82.28	1.084	11:25:09.047	
7 -	48.331	47.626	1:35.957	69.43	16.060	11:26:45.004	
8 -	51.811	IN PIT	1:35.398 P	69.84	15.501	11:28:20.402	

P12 92		Duncan GROVE		Yamaha -			
IDEAL LAP TIME : 1:20.118		BEST LAP TIME : 1:20.118		DIFFERENCE : 0.000			
LAP	SECTOR 1	SECTOR 2	LAP TIME	MPH	DIFF	TIME OF DAY	
1 -	48.182	35.335	1:23.517 (3)	79.78	3.399	11:18:18.109	
2 -	48.105	36.764	1:24.869	78.51	4.751	11:19:42.978	
3 -	48.718	33.793	1:22.511 (2)	80.75	2.393	11:21:05.489	
4 -	47.097	33.021	1:20.118 (1)	83.16		11:22:25.607	
5 -	48.057	IN PIT	1:29.324 P	74.59	9.206	11:23:54.931	

P13 66		Mark SMITH		Yamaha - MHP EXHAUST S			
IDEAL LAP TIME : 1:20.137		BEST LAP TIME : 1:20.318		DIFFERENCE : 0.181			
LAP	SECTOR 1	SECTOR 2	LAP TIME	MPH	DIFF	TIME OF DAY	
1 -	49.942	34.226	1:24.168	79.16	3.850	11:18:34.902	
2 -	48.093	33.371	1:21.464	81.79	1.146	11:19:56.366	
3 -	47.428	33.148	1:20.576 (2)	82.69	0.258	11:21:16.942	
4 -	47.159	33.512	1:20.671	82.59	0.353	11:22:37.613	
5 -	47.398	34.210	1:21.608	81.64	1.290	11:23:59.221	
6 -	47.311	33.297	1:20.608 (3)	82.66	0.290	11:25:19.829	
7 -	46.989	33.329	1:20.318 (1)	82.96		11:26:40.147	
8 -	48.240	33.220	1:21.460	81.79	1.142	11:28:01.607	

P14 93 R		William GILLMAN		Honda -			
IDEAL LAP TIME : 1:20.929		BEST LAP TIME : 1:21.182		DIFFERENCE : 0.253			
LAP	SECTOR 1	SECTOR 2	LAP TIME	MPH	DIFF	TIME OF DAY	
1 -	51.256	34.891	1:26.147	77.34	4.965	11:18:36.088	
2 -	48.429	33.460	1:21.889	81.36	0.707	11:19:57.977	
3 -	48.518	33.178	1:21.696 (3)	81.56	0.514	11:21:19.673	
4 -	47.751	33.431	1:21.182 (1)	82.07		11:22:40.855	
5 -	47.806	33.721	1:21.527 (2)	81.73	0.345	11:24:02.382	
6 -	47.821	34.856	1:22.677	80.59	1.495	11:25:25.059	
7 -	48.325	33.463	1:21.788	81.46	0.606	11:26:46.847	
8 -	48.095	34.138	1:22.233	81.02	1.051	11:28:09.080	

P15 73		Vincent LEWIN		Suzuki - Basset Down Balancing			
IDEAL LAP TIME : 1:20.926		BEST LAP TIME : 1:21.252		DIFFERENCE : 0.326			
LAP	SECTOR 1	SECTOR 2	LAP TIME	MPH	DIFF	TIME OF DAY	
1 -	49.973	34.571	1:24.544	78.81	3.292	11:18:28.029	
2 -	48.456	33.529	1:21.985	81.27	0.733	11:19:50.014	
3 -	49.643	34.033	1:23.676	79.63	2.424	11:21:13.690	
4 -	48.094	33.297	1:21.391 (3)	81.86	0.139	11:22:35.081	
5 -	49.046	34.449	1:23.495	79.80	2.243	11:23:58.576	
6 -	48.140	33.453	1:21.593	81.66	0.341	11:25:20.169	
7 -	48.229	33.023	1:21.252 (1)	82.00		11:26:41.421	
8 -	47.903	33.433	1:21.336 (2)	81.92	0.084	11:28:02.757	

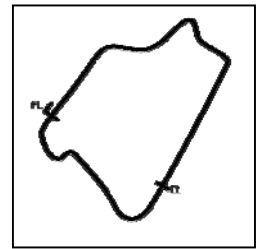
Weather / Track : Cloudy / Dry

Silverstone International
Circuit Length = 1.8508 miles
Start: 11:15 Flag 11:27 End: 11:29

BMCRC - MRO Championships 2018 - Rnd 2 @ Silverstone International

BMCRC Thunderbike Sport & BMCRC Rookie Minitwins

QUALIFYING - SECTOR ANALYSIS



SECTOR 1 = FL to I1, SECTOR 2 = I1 to FL, DIFF = Difference To Personal Best Lap, P = Crossed Finish Line in Pit Lane, D = Time Disallowed

P16 89 RMT Zi JONES			Suzuki -			
IDEAL LAP TIME : 1:20.998		BEST LAP TIME : 1:21.437		DIFFERENCE : 0.439		
LAP	SECTOR 1	SECTOR 2	LAP TIME	MPH	DIFF	TIME OF DAY
1 -	51.619	34.593	1:26.212	77.28	4.775	11:18:50.203
2 -	49.976	34.895	1:24.871	78.51	3.434	11:20:15.074
3 -	48.952	33.126	1:22.078 (3)	81.18	0.641	11:21:37.152
4 -	49.154	33.291	1:22.445	80.82	1.008	11:22:59.597
5 -	49.383	32.357	1:21.740 (2)	81.51	0.303	11:24:21.337
6 -	48.641	32.796	1:21.437 (1)	81.82		11:25:42.774
7 -	49.369	34.319	1:23.688	79.61	2.251	11:27:06.462
8 -	49.122	33.263	1:22.385	80.87	0.948	11:28:28.847

P17 666 R Shane BEASLEY			Kawasaki -			
IDEAL LAP TIME : 1:21.299		BEST LAP TIME : 1:21.441		DIFFERENCE : 0.142		
LAP	SECTOR 1	SECTOR 2	LAP TIME	MPH	DIFF	TIME OF DAY
1 -	49.751	35.279	1:25.030	78.36	3.589	11:18:22.382
2 -	48.089	34.390	1:22.479	80.78	1.038	11:19:44.861
3 -	49.568	35.692	1:25.260	78.15	3.819	11:21:10.121
4 -	47.941	33.736	1:21.677 (2)	81.58	0.236	11:22:31.798
5 -	48.895	34.629	1:23.524	79.77	2.083	11:23:55.322
6 -	47.821	34.499	1:22.320 (3)	80.94	0.879	11:25:17.642
7 -	47.736	34.615	1:22.351	80.91	0.910	11:26:39.993
8 -	47.878	33.563	1:21.441 (1)	81.81		11:28:01.434

P18 48 Shaun WALLIS			Suzuki - Watling Tyres			
IDEAL LAP TIME : 1:21.515		BEST LAP TIME : 1:21.515		DIFFERENCE : 0.000		
LAP	SECTOR 1	SECTOR 2	LAP TIME	MPH	DIFF	TIME OF DAY
1 -	49.455	33.744	1:23.199	80.08	1.684	11:18:33.452
2 -	48.827	33.585	1:22.412 (2)	80.85	0.897	11:19:55.864
3 -	48.691	34.049	1:22.740	80.53	1.225	11:21:18.604
4 -	48.769	33.667	1:22.436 (3)	80.82	0.921	11:22:41.040
5 -	48.245	33.270	1:21.515 (1)	81.74		11:24:02.555
6 -	48.454	34.350	1:22.804	80.46	1.289	11:25:25.359
7 -	49.145	IN PIT	1:30.547 P	73.58	9.032	11:26:55.906

P19 32 Thomas WILLIAMS			Honda -			
IDEAL LAP TIME : 1:21.289		BEST LAP TIME : 1:21.600		DIFFERENCE : 0.311		
LAP	SECTOR 1	SECTOR 2	LAP TIME	MPH	DIFF	TIME OF DAY
1 -	51.180	34.764	1:25.944	77.52	4.344	11:18:34.188
2 -	49.079	33.940	1:23.019	80.26	1.419	11:19:57.207
3 -	48.724	33.917	1:22.641	80.62	1.041	11:21:19.848
4 -	48.073	33.583	1:21.656 (2)	81.60	0.056	11:22:41.504
5 -	47.740	33.860	1:21.600 (1)	81.65		11:24:03.104
6 -	47.706	34.320	1:22.026	81.23	0.426	11:25:25.130
7 -	48.143	33.798	1:21.941 (3)	81.31	0.341	11:26:47.071
8 -	48.387	33.823	1:22.210	81.05	0.610	11:28:09.281

P20 50 Paul ROBSON			Suzuki - RBProperty services & Environment Lighting			
IDEAL LAP TIME : 1:20.969		BEST LAP TIME : 1:21.806		DIFFERENCE : 0.837		
LAP	SECTOR 1	SECTOR 2	LAP TIME	MPH	DIFF	TIME OF DAY
1 -	57.407	33.948	1:31.355	72.93	9.549	11:18:48.235
2 -	49.279	33.381	1:22.660	80.61	0.854	11:20:10.895
3 -	49.526	33.015	1:22.541	80.72	0.735	11:21:33.436
4 -	48.604	33.202	1:21.806 (1)	81.45		11:22:55.242
5 -	48.227	33.763	1:21.990 (3)	81.26	0.184	11:24:17.232
6 -	49.057	32.880	1:21.937 (2)	81.32	0.131	11:25:39.169
7 -	49.296	33.683	1:22.979	80.30	1.173	11:27:02.148
8 -	50.706	32.742	1:23.448	79.84	1.642	11:28:25.596

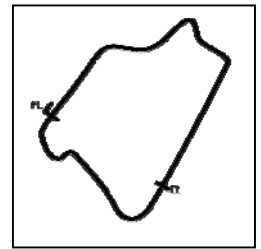
Weather / Track : Cloudy / Dry

Silverstone International
Circuit Length = 1.8508 miles
Start: 11:15 Flag 11:27 End: 11:29

BMCRC - MRO Championships 2018 - Rnd 2 @ Silverstone International

BMCRC Thunderbike Sport & BMCRC Rookie Minitwins

QUALIFYING - SECTOR ANALYSIS



SECTOR 1 = FL to I1, SECTOR 2 = I1 to FL, DIFF = Difference To Personal Best Lap, P = Crossed Finish Line in Pit Lane, D = Time Disallowed

P21 9 RMT Andrew WATSON			Suzuki - TEA Time Racing			
IDEAL LAP TIME : 1:21.962		BEST LAP TIME : 1:21.962		DIFFERENCE : 0.000		
LAP	SECTOR 1	SECTOR 2	LAP TIME	MPH	DIFF	TIME OF DAY
1 -	50.853	33.939	1:24.792	78.58	2.830	11:18:35.295
2 -	49.529	33.659	1:23.188 (3)	80.09	1.226	11:19:58.483
3 -	48.718	33.244	1:21.962 (1)	81.29		11:21:20.445
4 -	49.348	33.705	1:23.053 (2)	80.22	1.091	11:22:43.498
5 -	49.964	34.022	1:23.986	79.33	2.024	11:24:07.484
6 -	49.515	33.793	1:23.308	79.98	1.346	11:25:30.792
7 -	50.554	35.984	1:26.538	76.99	4.576	11:26:57.330
8 -	51.174	34.430	1:25.604	77.83	3.642	11:28:22.934

P22 181 RMT Robert FRANKLIN			Suzuki - RCF GARDENS			
IDEAL LAP TIME : 1:21.764		BEST LAP TIME : 1:22.085		DIFFERENCE : 0.321		
LAP	SECTOR 1	SECTOR 2	LAP TIME	MPH	DIFF	TIME OF DAY
1 -	52.923	34.638	1:27.561	76.09	5.476	11:18:49.943
2 -	50.556	35.160	1:25.716	77.73	3.631	11:20:15.659
3 -	49.258	33.606	1:22.864	80.41	0.779	11:21:38.523
4 -	48.437	33.648	1:22.085 (1)	81.17		11:23:00.608
5 -	49.293	33.711	1:23.004	80.27	0.919	11:24:23.612
6 -	49.392	33.857	1:23.249	80.03	1.164	11:25:46.861
7 -	49.207	33.327	1:22.534 (3)	80.73	0.449	11:27:09.395
8 -	48.700	33.616	1:22.316 (2)	80.94	0.231	11:28:31.711

P23 137 RMT Charlie CRAWT			Suzuki - Pass Bike Motorcycle Training Ltd			
IDEAL LAP TIME : 1:22.454		BEST LAP TIME : 1:22.454		DIFFERENCE : 0.000		
LAP	SECTOR 1	SECTOR 2	LAP TIME	MPH	DIFF	TIME OF DAY
1 -	56.164	35.408	1:31.572	72.76	9.118	11:18:56.745
2 -	51.472	34.929	1:26.401	77.11	3.947	11:20:23.146
3 -	49.821	33.976	1:23.797	79.51	1.343	11:21:46.943
4 -	49.708	33.857	1:23.565 (3)	79.73	1.111	11:23:10.508
5 -	49.767	34.021	1:23.788	79.52	1.334	11:24:34.296
6 -	49.149	33.305	1:22.454 (1)	80.81		11:25:56.750
7 -	49.201	34.027	1:23.228 (2)	80.05	0.774	11:27:19.978

P24 10 RMT Ashley MITCHELL			Suzuki -			
IDEAL LAP TIME : 1:22.531		BEST LAP TIME : 1:22.531		DIFFERENCE : 0.000		
LAP	SECTOR 1	SECTOR 2	LAP TIME	MPH	DIFF	TIME OF DAY
1 -	50.219	34.853	1:25.072	78.32	2.541	11:18:38.054
2 -	50.406	34.467	1:24.873	78.50	2.342	11:20:02.927
3 -	49.858	33.650	1:23.508 (2)	79.79	0.977	11:21:26.435
4 -	50.880	34.109	1:24.989	78.40	2.458	11:22:51.424
5 -	50.255	34.047	1:24.302 (3)	79.03	1.771	11:24:15.726
6 -	50.531	33.950	1:24.481	78.87	1.950	11:25:40.207
7 -	49.206	33.325	1:22.531 (1)	80.73		11:27:02.738
8 -	50.798	33.989	1:24.787	78.58	2.256	11:28:27.525

P25 62 RMT Ben MITCHELL			Suzuki -			
IDEAL LAP TIME : 1:22.452		BEST LAP TIME : 1:22.572		DIFFERENCE : 0.120		
LAP	SECTOR 1	SECTOR 2	LAP TIME	MPH	DIFF	TIME OF DAY
1 -	51.322	35.238	1:26.560	76.97	3.988	11:18:41.187
2 -	49.696	34.654	1:24.350	78.99	1.778	11:20:05.537
3 -	48.718	34.223	1:22.941 (2)	80.33	0.369	11:21:28.478
4 -	50.717	34.632	1:25.349	78.07	2.777	11:22:53.827
5 -	49.051	34.647	1:23.698	79.61	1.126	11:24:17.525
6 -	49.532	33.799	1:23.331 (3)	79.96	0.759	11:25:40.856
7 -	48.838	33.734	1:22.572 (1)	80.69		11:27:03.428
8 -	50.106	34.145	1:24.251	79.08	1.679	11:28:27.679

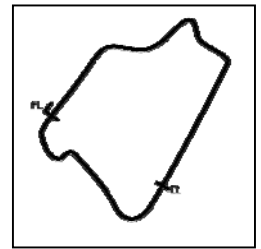
Weather / Track : Cloudy / Dry

Silverstone International
Circuit Length = 1.8508 miles
Start: 11:15 Flag 11:27 End: 11:29

BMCRC - MRO Championships 2018 - Rnd 2 @ Silverstone International

BMCRC Thunderbike Sport & BMCRC Rookie Minitwins

QUALIFYING - SECTOR ANALYSIS



SECTOR 1 = FL to I1, SECTOR 2 = I1 to FL, DIFF = Difference To Personal Best Lap, P = Crossed Finish Line in Pit Lane, D = Time Disallowed

P26 85		Andrew KITE		Ducati - Red Rebel Racing			
IDEAL LAP TIME : 1:23.006		BEST LAP TIME : 1:23.006		DIFFERENCE : 0.000			
LAP	SECTOR 1	SECTOR 2	LAP TIME	MPH	DIFF	TIME OF DAY	
1 -	50.900	36.971	1:27.871	75.82	4.865	11:18:37.463	
2 -	49.690	35.549	1:25.239	78.17	2.233	11:20:02.702	
3 -	48.823	35.304	1:24.127	79.20	1.121	11:21:26.829	
4 -	49.209	35.290	1:24.499	78.85	1.493	11:22:51.328	
5 -	48.934	35.178	1:24.112 (3)	79.21	1.106	11:24:15.440	
6 -	48.424	34.969	1:23.393 (2)	79.90	0.387	11:25:38.833	
7 -	48.382	34.624	1:23.006 (1)	80.27		11:27:01.839	
8 -	50.038	35.064	1:25.102	78.29	2.096	11:28:26.941	

P27 182 RMT		Kyle PHILLIPS		Suzuki - Chief Safety Consultancy			
IDEAL LAP TIME : 1:23.357		BEST LAP TIME : 1:23.419		DIFFERENCE : 0.062			
LAP	SECTOR 1	SECTOR 2	LAP TIME	MPH	DIFF	TIME OF DAY	
1 -	52.558	35.162	1:27.720	75.96	4.301	11:18:44.713	
2 -	50.723	34.669	1:25.392	78.03	1.973	11:20:10.105	
3 -	50.304	33.949	1:24.253 (3)	79.08	0.834	11:21:34.358	
4 -	49.602	34.355	1:23.957 (2)	79.36	0.538	11:22:58.315	
5 -	50.786	33.926	1:24.712	78.65	1.293	11:24:23.027	
6 -	52.438	35.624	1:28.062	75.66	4.643	11:25:51.089	
7 -	49.664	33.755	1:23.419 (1)	79.87		11:27:14.508	
8 -	50.344	37.956	1:28.300	75.46	4.881	11:28:42.808	

P28 59 RMT		Benn RIDGWELL		Suzuki -			
IDEAL LAP TIME : 1:23.201		BEST LAP TIME : 1:23.499		DIFFERENCE : 0.298			
LAP	SECTOR 1	SECTOR 2	LAP TIME	MPH	DIFF	TIME OF DAY	
1 -	50.862	34.613	1:25.475	77.95	1.976	11:18:37.313	
2 -	1:10.601	34.920	1:45.521	63.14	22.022	11:20:22.834	
3 -	50.445	34.465	1:24.910	78.47	1.411	11:21:47.744	
4 -	50.541	33.699	1:24.240	79.09	0.741	11:23:11.984	
5 -	49.502	33.997	1:23.499 (1)	79.80		11:24:35.483	
6 -	49.644	33.922	1:23.566 (2)	79.73	0.067	11:25:59.049	
7 -	49.821	33.751	1:23.572 (3)	79.73	0.073	11:27:22.621	

P29 152 RMT		Jason ALLEN		Suzuki -			
IDEAL LAP TIME : 1:23.286		BEST LAP TIME : 1:23.755		DIFFERENCE : 0.469			
LAP	SECTOR 1	SECTOR 2	LAP TIME	MPH	DIFF	TIME OF DAY	
1 -	53.705	36.393	1:30.098	73.95	6.343	11:18:46.664	
2 -	50.729	34.290	1:25.019	78.37	1.264	11:20:11.683	
3 -	50.129	33.725	1:23.854 (2)	79.46	0.099	11:21:35.537	
4 -	50.646	34.608	1:25.254	78.15	1.499	11:23:00.791	
5 -	49.561	34.194	1:23.755 (1)	79.55		11:24:24.546	
6 -	49.832	35.216	1:25.048	78.34	1.293	11:25:49.594	
7 -	50.203	34.215	1:24.418 (3)	78.93	0.663	11:27:14.012	
8 -	52.262	36.577	1:28.839	75.00	5.084	11:28:42.851	

P30 145 RMT		Stuart JARVIS		Suzuki - STREETWORK SOLUTIONS LTD			
IDEAL LAP TIME : 1:23.932		BEST LAP TIME : 1:24.180		DIFFERENCE : 0.248			
LAP	SECTOR 1	SECTOR 2	LAP TIME	MPH	DIFF	TIME OF DAY	
1 -	51.124	34.884	1:26.008	77.47	1.828	11:18:37.801	
2 -	50.335	34.944	1:25.279	78.13	1.099	11:20:03.080	
3 -	50.293	34.906	1:25.199	78.20	1.019	11:21:28.279	
4 -	49.992	34.208	1:24.200 (3)	79.13	0.020	11:22:52.479	
5 -	49.831	34.349	1:24.180 (1)	79.15		11:24:16.659	
6 -	50.871	34.279	1:25.150	78.25	0.970	11:25:41.809	
7 -	49.724	34.464	1:24.188 (2)	79.14	0.008	11:27:05.997	
8 -	50.250	34.670	1:24.920	78.46	0.740	11:28:30.917	

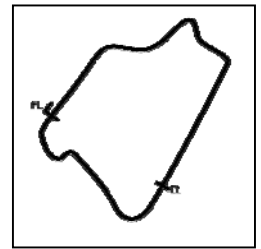
Weather / Track : Cloudy / Dry

Silverstone International
Circuit Length = 1.8508 miles
Start: 11:15 Flag 11:27 End: 11:29

BMCRC - MRO Championships 2018 - Rnd 2 @ Silverstone International

BMCRC Thunderbike Sport & BMCRC Rookie Minitwins

QUALIFYING - SECTOR ANALYSIS



SECTOR 1 = FL to I1, SECTOR 2 = I1 to FL, DIFF = Difference To Personal Best Lap, P = Crossed Finish Line in Pit Lane, D = Time Disallowed

P31 131 RMT Christopher EVANS		Suzuki - Andesign				
IDEAL LAP TIME : 1:24.499		BEST LAP TIME : 1:24.499		DIFFERENCE : 0.000		
LAP	SECTOR 1	SECTOR 2	LAP TIME	MPH	DIFF	TIME OF DAY
1 -	52.631	35.827	1:28.458 (3)	75.32	3.959	11:19:08.408
2 -	51.355	35.482	1:26.837 (2)	76.73	2.338	11:20:35.245
3 -	50.084	34.415	1:24.499 (1)	78.85		11:21:59.744
4 -	1:06.558	IN PIT	1:57.964 P	56.48	33.465	11:23:57.708

P32 150 Anthony HEVER		-				
IDEAL LAP TIME : 1:25.372		BEST LAP TIME : 1:25.372		DIFFERENCE : 0.000		
LAP	SECTOR 1	SECTOR 2	LAP TIME	MPH	DIFF	TIME OF DAY
1 -	59.024	36.506	1:35.530	69.75	10.158	11:18:59.168
2 -	53.055	35.617	1:28.672	75.14	3.300	11:20:27.840
3 -	51.498	34.689	1:26.187 (3)	77.31	0.815	11:21:54.027
4 -	51.021	34.846	1:25.867 (2)	77.59	0.495	11:23:19.894
5 -	50.885	34.487	1:25.372 (1)	78.04		11:24:45.266
6 -	51.066	35.644	1:26.710	76.84	1.338	11:26:11.976
7 -	51.653	35.091	1:26.744	76.81	1.372	11:27:38.720

P33 43 Daniel BARFORD		Suzuki - Shawell Tuning				
IDEAL LAP TIME : 1:25.263		BEST LAP TIME : 1:25.580		DIFFERENCE : 0.317		
LAP	SECTOR 1	SECTOR 2	LAP TIME	MPH	DIFF	TIME OF DAY
1 -	53.142	35.654	1:28.796	75.03	3.216	11:20:00.996
2 -	50.782	36.172	1:26.954	76.62	1.374	11:21:27.950
3 -	50.828	35.255	1:26.083	77.40	0.503	11:22:54.033
4 -	51.119	34.899	1:26.018 (3)	77.46	0.438	11:24:20.051
5 -	50.364	35.216	1:25.580 (1)	77.85		11:25:45.631
6 -	50.973	35.280	1:26.253	77.25	0.673	11:27:11.884
7 -	50.896	35.101	1:25.997 (2)	77.48	0.417	11:28:37.881

P34 37 R Ricky WOODS		Suzuki - Des Woods				
IDEAL LAP TIME : 1:24.684		BEST LAP TIME : 1:25.724		DIFFERENCE : 1.040		
LAP	SECTOR 1	SECTOR 2	LAP TIME	MPH	DIFF	TIME OF DAY
1 -	52.171	35.446	1:27.617	76.04	1.893	11:18:49.781
2 -	50.222	35.876	1:26.098 (2)	77.39	0.374	11:20:15.879
3 -	51.262	34.462	1:25.724 (1)	77.72		11:21:41.603
4 -	51.265	36.641	1:27.906	75.79	2.182	11:23:09.509
5 -	51.322	35.449	1:26.771 (3)	76.79	1.047	11:24:36.280
6 -	51.859	36.766	1:28.625	75.18	2.901	11:26:04.905
7 -	52.645	37.473	1:30.118	73.93	4.394	11:27:35.023

P35 0 RMT Luke STANLEY		Suzuki - MOREMOTO				
IDEAL LAP TIME : 1:25.964		BEST LAP TIME : 1:25.964		DIFFERENCE : 0.000		
LAP	SECTOR 1	SECTOR 2	LAP TIME	MPH	DIFF	TIME OF DAY
1 -	55.721	36.572	1:32.293	72.19	6.329	11:18:56.511
2 -	52.338	36.134	1:28.472	75.31	2.508	11:20:24.983
3 -	51.411	35.671	1:27.082 (3)	76.51	1.118	11:21:52.065
4 -	50.996	35.710	1:26.706 (2)	76.84	0.742	11:23:18.771
5 -	50.766	35.198	1:25.964 (1)	77.51		11:24:44.735
6 -	51.060	36.629	1:27.689	75.98	1.725	11:26:12.424
7 -	51.709	35.701	1:27.410	76.22	1.446	11:27:39.834

P36 44 RMT Tony PARKER		Suzuki - Emerald Elevators				
IDEAL LAP TIME : 1:27.462		BEST LAP TIME : 1:27.462		DIFFERENCE : 0.000		
LAP	SECTOR 1	SECTOR 2	LAP TIME	MPH	DIFF	TIME OF DAY
1 -	54.612	40.334	1:34.946	70.17	7.484	11:19:03.729
2 -	55.769	38.290	1:34.059	70.84	6.597	11:20:37.788
3 -	55.111	36.141	1:31.252	73.02	3.790	11:22:09.040

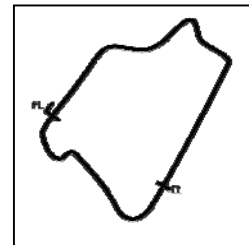
Weather / Track : Cloudy / Dry

Silverstone International
Circuit Length = 1.8508 miles
Start: 11:15 Flag 11:27 End: 11:29

BMCRC - MRO Championships 2018 - Rnd 2 @ Silverstone International

BMCRC Thunderbike Sport & BMCRC Rookie Minitwins

QUALIFYING - SECTOR ANALYSIS



SECTOR 1 = FL to I1, SECTOR 2 = I1 to FL, DIFF = Difference To Personal Best Lap, P = Crossed Finish Line in Pit Lane, D = Time Disallowed

4 -	53.150	36.772	1:29.922 (2)	74.10	2.460	11:23:38.962
5 -	54.661	37.655	1:32.316	72.17	4.854	11:25:11.278
6 -	53.037	37.000	1:30.037 (3)	74.00	2.575	11:26:41.315
7 -	51.434	36.028	1:27.462 (1)	76.18		11:28:08.777

P37 126 R		Damien LECHAUVE		KTM -			
IDEAL LAP TIME : 1:32.714		BEST LAP TIME : 1:33.553		DIFFERENCE : 0.839			
LAP	SECTOR 1	SECTOR 2	LAP TIME	MPH	DIFF	TIME OF DAY	
1 -	57.574	38.705	1:36.279	69.20	2.726	11:19:05.242	
2 -	56.904	38.108	1:35.012	70.13	1.459	11:20:40.254	
3 -	56.619	38.793	1:35.412	69.83	1.859	11:22:15.666	
4 -	56.315	38.407	1:34.722	70.34	1.169	11:23:50.388	
5 -	56.975	37.575	1:34.550 (3)	70.47	0.997	11:25:24.938	
6 -	55.483	38.103	1:33.586 (2)	71.19	0.033	11:26:58.524	
7 -	56.322	37.231	1:33.553 (1)	71.22		11:28:32.077	

P38 60 RMT		Adam RIDGWELL		Suzuki -			
IDEAL LAP TIME : 1:35.453		BEST LAP TIME : 1:35.453		DIFFERENCE : 0.000			
LAP	SECTOR 1	SECTOR 2	LAP TIME	MPH	DIFF	TIME OF DAY	
1 -	58.069	41.563	1:39.632	66.87	4.179	11:19:03.184	
2 -	56.071	40.529	1:36.600 (3)	68.97	1.147	11:20:39.784	
3 -	55.736	41.156	1:36.892	68.76	1.439	11:22:16.676	
4 -	56.527	41.565	1:38.092	67.92	2.639	11:23:54.768	
5 -	55.891	40.886	1:36.777	68.85	1.324	11:25:31.545	
6 -	55.671	40.332	1:36.003 (2)	69.40	0.550	11:27:07.548	
7 -	55.274	40.179	1:35.453 (1)	69.80		11:28:43.001	

P39 147 R		Matthew MAY		Kawasaki - Tilehurst Glass Racing			
IDEAL LAP TIME : 1:39.148		BEST LAP TIME : 1:39.148		DIFFERENCE : 0.000			
LAP	SECTOR 1	SECTOR 2	LAP TIME	MPH	DIFF	TIME OF DAY	
1 -	1:01.439	41.843	1:43.282 (3)	64.51	4.134	11:19:03.482	
2 -	58.686	40.462	1:39.148 (1)	67.20		11:20:42.630	
3 -	59.053	41.298	1:40.351 (2)	66.39	1.203	11:22:22.981	
4 -	58.976	IN PIT	1:39.366 P	67.05	0.218	11:24:02.347	

BMCRC - MRO Championships 2018 - Rnd 2 @ Silverstone International

BMCRC Thunderbike Sport & BMCRC Rookie Minitwins

QUALIFYING - BEST SECTORS

SECTOR 1			SECTOR 2			IDEAL / BEST COMPARISON						
POS	NO	NAME	TIME	NO	NAME	TIME	POS	NO	NAME	IDEAL	BEST	DIFF
									PERFECT LAP	1:15.470		
1	198	TOPPING	44.806	6	HOLDEN	30.664	1	198	TOPPING	1:15.571	1:15.880	0.309
2	6	HOLDEN	45.304	198	TOPPING	30.765	2	6	HOLDEN	1:15.968	1:16.229	0.261
3	47	WATSON	45.674	47	WATSON	30.985	3	47	WATSON	1:16.659	1:16.673	0.014
4	81	MAY	45.901	81	MAY	31.270	4	81	MAY	1:17.171	1:17.372	0.201
5	19	RUSSELL	46.347	84	BRANCO	31.510	5	84	BRANCO	1:17.986	1:17.986	0.000
6	20	TOUCEDA	46.358	90	WATSON	31.737	6	67	COE	1:18.184	1:18.217	0.033
7	67	COE	46.391	67	COE	31.793	7	90	WATSON	1:18.384	1:18.547	0.163
8	84	BRANCO	46.476	22	MAY	31.952	8	22	MAY	1:18.579	1:18.694	0.115
9	22	MAY	46.627	19	RUSSELL	32.338	9	19	RUSSELL	1:18.685	1:19.119	0.434
10	90	WATSON	46.647	89	JONES	32.357	10	20	TOUCEDA	1:18.720	1:18.720	0.000
11	66	SMITH	46.989	20	TOUCEDA	32.362	11	72	MILLER	1:19.897	1:19.897	0.000
12	92	GROVE	47.097	72	MILLER	32.377	12	92	GROVE	1:20.118	1:20.118	0.000
13	72	MILLER	47.520	50	ROBSON	32.742	13	66	SMITH	1:20.137	1:20.318	0.181
14	32	WILLIAMS	47.706	92	GROVE	33.021	14	73	LEWIN	1:20.926	1:21.252	0.326
15	666	BEASLEY	47.736	73	LEWIN	33.023	15	93	GILLMAN	1:20.929	1:21.182	0.253
16	93	GILLMAN	47.751	66	SMITH	33.148	16	50	ROBSON	1:20.969	1:21.806	0.837
17	73	LEWIN	47.903	93	GILLMAN	33.178	17	89	JONES	1:20.998	1:21.437	0.439
18	50	ROBSON	48.227	9	WATSON	33.244	18	32	WILLIAMS	1:21.289	1:21.600	0.311
19	48	WALLIS	48.245	48	WALLIS	33.270	19	666	BEASLEY	1:21.299	1:21.441	0.142
20	85	KITE	48.382	137	CRAWT	33.305	20	48	WALLIS	1:21.515	1:21.515	0.000
21	181	FRANKLIN	48.437	10	MITCHELL	33.325	21	181	FRANKLIN	1:21.764	1:22.085	0.321
22	89	JONES	48.641	181	FRANKLIN	33.327	22	9	WATSON	1:21.962	1:21.962	0.000
23	9	WATSON	48.718	666	BEASLEY	33.563	23	62	MITCHELL	1:22.452	1:22.572	0.120
24	62	MITCHELL	48.718	32	WILLIAMS	33.583	24	137	CRAWT	1:22.454	1:22.454	0.000
25	137	CRAWT	49.149	59	RIDGWELL	33.699	25	10	MITCHELL	1:22.531	1:22.531	0.000
26	10	MITCHELL	49.206	152	ALLEN	33.725	26	85	KITE	1:23.006	1:23.006	0.000
27	59	RIDGWELL	49.502	62	MITCHELL	33.734	27	59	RIDGWELL	1:23.201	1:23.499	0.298
28	152	ALLEN	49.561	182	PHILLIPS	33.755	28	152	ALLEN	1:23.286	1:23.755	0.469
29	182	PHILLIPS	49.602	145	JARVIS	34.208	29	182	PHILLIPS	1:23.357	1:23.419	0.062
30	145	JARVIS	49.724	131	EVANS	34.415	30	145	JARVIS	1:23.932	1:24.180	0.248
31	131	EVANS	50.084	37	WOODS	34.462	31	131	EVANS	1:24.499	1:24.499	0.000
32	37	WOODS	50.222	150	HEVER	34.487	32	37	WOODS	1:24.684	1:25.724	1.040
33	43	BARFORD	50.364	85	KITE	34.624	33	43	BARFORD	1:25.263	1:25.580	0.317
34	0	STANLEY	50.766	43	BARFORD	34.899	34	150	HEVER	1:25.372	1:25.372	0.000
35	150	HEVER	50.885	0	STANLEY	35.198	35	0	STANLEY	1:25.964	1:25.964	0.000
36	44	PARKER	51.434	44	PARKER	36.028	36	44	PARKER	1:27.462	1:27.462	0.000
37	60	RIDGWELL	55.274	75	MAY	36.309	37	126	LECHAUVE	1:32.714	1:33.553	0.839
38	126	LECHAUVE	55.483	126	LECHAUVE	37.231	38	60	RIDGWELL	1:35.453	1:35.453	0.000
39	147	MAY	58.686	60	RIDGWELL	40.179	39	147	MAY	1:39.148	1:39.148	0.000
40				147	MAY	40.462						

Weather / Track : Cloudy / Dry

Results can be found at www.tsl-timing.com

Silverstone International
Circuit Length = 1.8508 miles
Start: 11:15 Flag 11:27 End: 11:29

Printed - 11:30 Saturday, 07 April 2018

BMCRC - MRO Championships 2018 - Rnd 2 @ Silverstone International



BMCRC Thunderbike Sport & BMCRC Rookie Minitwins

RACE 9 - GRID (7 Laps)

ROW 14	42	155	Richard HARRIS	41	143	Robert DAVIE	40	75	Stewart MAY				
ROW 13			1:39.148	39	147	Matthew MAY	38	60	Adam RIDGWELL	37	126	Damien LECHAUVE	1:33.553
ROW 12			1:27.462	36	44	Tony PARKER	35	0	Luke STANLEY	34	37	Ricky WOODS	1:25.724
ROW 11			1:25.580	33	43	Daniel BARFORD	32	150	Anthony HEVER	31	131	Christopher EVANS	1:24.499
ROW 10			1:24.180	30	145	Stuart JARVIS	29	152	Jason ALLEN	28	59	Benn RIDGWELL	1:23.499
ROW 9			1:23.419	27	182	Kyle PHILLIPS	26	85	Andrew KITE	25	62	Ben MITCHELL	1:22.572
ROW 8			1:22.531	24	10	Ashley MITCHELL	23	137	Charlie CRAWT	22	181	Robert FRANKLIN	1:22.085
ROW 7			1:21.962	21	9	Andrew WATSON	20	50	Paul ROBSON	19	32	Thomas WILLIAMS	1:21.600
ROW 6			1:21.515	18	48	Shaun WALLIS	17	666	Shane BEASLEY	16	89	Zi JONES	1:21.437
ROW 5			1:21.252	15	73	Vincent LEWIN	14	93	William GILLMAN	13	66	Mark SMITH	1:20.318
ROW 4			1:20.118	12	92	Duncan GROVE	11	72	Kevin MILLER	10	19	Alan RUSSELL	1:19.119
ROW 3			1:18.720	9	20	Jose TOUCEDA	8	22	Richard MAY	7	90	Edward WATSON	1:18.547
ROW 2			1:18.217	6	67	Tony COE	5	84	Ricardo BRANCO	4	81	Malvern MAY	1:17.372
ROW 1			1:16.673	3	47	Thomas WATSON	2	6	Paul HOLDEN	1	198	Steven TOPPING	1:15.880
Pole													

Silverstone International
Circuit Length = 1.8508 miles

These results are provisional until the conclusion of any judicial and technical matters.

Clerk Of Course :		Timekeeper :	
-------------------	--	--------------	--

BMCRC - MRO Championships 2018 - Rnd 2 @ Silverstone International



BMCRC Thunderbike Sport & BMCRC Rookie Minitwins

RACE 9 - CLASSIFICATION

POS	NO	CL	PIC NAME	ENTRY	LAPS	TIME	GAP	DIFF	MPH	BEST	ON
1	6		1 Paul HOLDEN	Yamaha - MOREMOTO RACING	7	8:53.408			87.44	1:15.503	7
2	198		2 Steven TOPPING	Yamaha -	7	8:53.767	0.359	0.359	87.38	1:15.025	7
3	47		3 Thomas WATSON	Yamaha - Motorsportdays.com TEA Time Racing	7	9:11.869	18.461	18.102	84.51	1:16.877	4
4	81		4 Malvern MAY	Ducati -	7	9:12.697	19.289	0.828	84.39	1:17.116	5
5	22	R	1 Richard MAY	Honda - Tilehurst Glass Racing	7	9:13.823	20.415	1.126	84.21	1:17.988	3
6	19		5 Alan RUSSELL	Tigcraft - A&R Racing	7	9:14.789	21.381	0.966	84.07	1:17.780	3
7	75		6 Stewart MAY	Honda - Tilehurst Glass Racing	7	9:15.012	21.604	0.223	84.03	1:16.304	4
8	67		7 Tony COE	Honda -	7	9:18.465	25.057	3.453	83.51	1:19.106	5
9	84		8 Ricardo BRANCO	Suzuki - IMP Racing	7	9:20.860	27.452	2.395	83.16	1:19.719	4
10	48		9 Shaun WALLIS	Suzuki - Watling Tyres	7	9:21.124	27.716	0.264	83.12	1:19.380	2
11	90		10 Edward WATSON	Suzuki - Motorsportdays.com TEA Time Racing	7	9:23.487	30.079	2.363	82.77	1:19.387	2
12	66		11 Mark SMITH	Yamaha - MHP EXHAUST S	7	9:26.422	33.014	2.935	82.34	1:19.576	7
13	20		12 Jose TOUCEDA	Suzuki - Cell2	7	9:28.015	34.607	1.593	82.11	1:19.852	2
14	72		13 Kevin MILLER	Suzuki - Mechanical Air Supplies Ltd	7	9:29.599	36.191	1.584	81.88	1:20.031	4
15	93		14 William GILLMAN	Honda -	7	9:32.454	39.046	2.855	81.47	1:20.411	6
16	666	R	2 Shane BEASLEY	Kawasaki -	7	9:32.886	39.478	0.432	81.41	1:20.255	6
17	73		15 Vincent LEWIN	Suzuki - Basset Down Balancing	7	9:33.180	39.772	0.294	81.37	1:20.591	3
18	137	RMT	1 Charlie CRAWT	Suzuki - Pass Bike Motorcycle Training Ltd	7	9:33.670	40.262	0.490	81.30	1:20.546	4
19	50		16 Paul ROBSON	Suzuki - RBProperty services & Environment Lightin	7	9:34.047	40.639	0.377	81.25	1:20.482	3
20	32		17 Thomas WILLIAMS	Honda -	7	9:34.535	41.127	0.488	81.18	1:19.778	7
21	89	RMT	2 Zi JONES	Suzuki -	7	9:35.897	42.489	1.362	80.99	1:20.573	7
22	9	RMT	3 Andrew WATSON	Suzuki - TEA Time Racing	7	9:37.582	44.174	1.685	80.75	1:20.972	6
23	181	RMT	4 Robert FRANKLIN	Suzuki - RCF GARDENS	7	9:47.781	54.373	10.199	79.35	1:21.981	4
24	92		18 Duncan GROVE	Yamaha -	7	9:50.290	56.882	2.509	79.01	1:20.829	7
25	43		19 Daniel BARFORD	Suzuki - Shawell Tuning	7	9:54.545	1:01.137	4.255	78.45	1:22.846	7
26	59	RMT	5 Benn RIDGWELL	Suzuki -	7	9:55.129	1:01.721	0.584	78.37	1:23.161	6
27	145	RMT	6 Stuart JARVIS	Suzuki - STREETWORK SOLUTIONS LTD	7	9:55.202	1:01.794	0.073	78.36	1:22.061	2
28	152	RMT	7 Jason ALLEN	Suzuki -	7	9:59.147	1:05.739	3.945	77.84	1:22.134	3
29	85		20 Andrew KITE	Ducati - Red Rebel Racing	7	10:00.023	1:06.615	0.876	77.73	1:23.583	3
30	182	RMT	8 Kyle PHILLIPS	Suzuki - Chief Safety Consultancy	7	10:00.128	1:06.720	0.105	77.72	1:24.162	5
31	62	RMT	9 Ben MITCHELL	Suzuki -	7	10:00.344	1:06.936	0.216	77.69	1:23.443	2
32	150		21 Anthony HEVER	-	7	10:05.999	1:12.591	5.655	76.96	1:23.803	4
33	143		22 Robert DAVIE	Suzuki -	7	10:09.391	1:15.983	3.392	76.53	1:24.686	4
34	0	RMT	10 Luke STANLEY	Suzuki - MOREMOTO	7	10:17.809	1:24.401	8.418	75.49	1:26.521	4
35	37	R	3 Ricky WOODS	Suzuki - Des Woods	6	9:01.547	1 Lap	1 Lap	73.82	1:27.307	2
36	44	RMT	11 Tony PARKER	Suzuki - Emerald Elevators	6	9:12.620	1 Lap	11.073	72.34	1:30.366	2
37	126	R	4 Damien LECHAUVE	KTM -	6	9:32.406	1 Lap	19.786	69.84	1:32.941	6
38	147	R	5 Matthew MAY	Kawasaki - Tilehurst Glass Racing	6	9:47.702	1 Lap	15.296	68.02	1:35.109	3

NOT CLASSIFIED

DNF	10	RMT	Ashley MITCHELL	Suzuki -	5	7:06.486	2 Laps	1 Lap	78.11	1:22.770	4
DNF	60	RMT	Adam RIDGWELL	Suzuki -	3	4:52.649	4 Laps	2 Laps	68.30	1:34.612	3

FASTEST LAP

198			Steven TOPPING	Yamaha -	7	1:15.025			88.81 mph	142.93 kph
22	R		Richard MAY	Honda - Tilehurst Glass Racing	3	1:17.988			85.43 mph	137.50 kph
137	RMT		Charlie CRAWT	Suzuki - Pass Bike Motorcycle Training Ltd	4	1:20.546			82.72 mph	133.13 kph

Class - 92.5% of Race Speed = 80.88 mph
 Class R - 92.5% of Race Speed = 77.89 mph
 Class RMT - 92.5% of Race Speed = 75.20 mph

Weather / Track : Cloudy / Dry

These results are provisional until the conclusion of any judicial and technical matters.

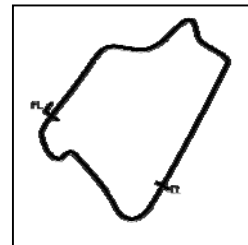
Silverstone International
 Circuit Length = 1.8508 miles
 Start: 14:53 Flag 15:02 End: 15:04

Clerk Of Course :	Timekeeper :
-------------------	--------------

BMCRC - MRO Championships 2018 - Rnd 2 @ Silverstone International

BMCRC Thunderbike Sport & BMCRC Rookie Minitwins

RACE 9 - SECTOR ANALYSIS



SECTOR 1 = FL to I1, SECTOR 2 = I1 to FL, DIFF = Difference To Personal Best Lap, P = Crossed Finish Line in Pit Lane, D = Time Disallowed

P1 6		Paul HOLDEN		Yamaha - MOREMOTO RACING		
IDEAL LAP TIME : 1:15.220		BEST LAP TIME : 1:15.503		DIFFERENCE : 0.283		
LAP	SECTOR 1	SECTOR 2	LAP TIME	MPH	DIFF	TIME OF DAY
1 -			1:18.600	84.77	3.097	14:54:55.361
2 -	45.185	30.397	1:15.582 (2)	88.15	0.079	14:56:10.943
3 -	45.660	30.635	1:16.295	87.33	0.792	14:57:27.238
4 -	45.156	30.635	1:15.791	87.91	0.288	14:58:43.029
5 -	45.780	30.227	1:16.007	87.66	0.504	14:59:59.036
6 -	45.344	30.286	1:15.630 (3)	88.10	0.127	15:01:14.666
7 -	44.993	30.510	1:15.503 (1)	88.25		15:02:30.169

P2 198		Steven TOPPING		Yamaha -		
IDEAL LAP TIME : 1:14.753		BEST LAP TIME : 1:15.025		DIFFERENCE : 0.272		
LAP	SECTOR 1	SECTOR 2	LAP TIME	MPH	DIFF	TIME OF DAY
1 -			1:18.226	85.17	3.201	14:54:54.987
2 -	45.142	30.674	1:15.816 (3)	87.88	0.791	14:56:10.803
3 -	45.161	31.693	1:16.854	86.69	1.829	14:57:27.657
4 -	44.748	31.136	1:15.884	87.80	0.859	14:58:43.541
5 -	45.522	30.973	1:16.495	87.10	1.470	15:00:00.036
6 -	45.109	30.358	1:15.467 (2)	88.29	0.442	15:01:15.503
7 -	44.395	30.630	1:15.025 (1)	88.81		15:02:30.528

P3 47		Thomas WATSON		Yamaha - Motorsportdays.com TEA Time Racing		
IDEAL LAP TIME : 1:16.877		BEST LAP TIME : 1:16.877		DIFFERENCE : 0.000		
LAP	SECTOR 1	SECTOR 2	LAP TIME	MPH	DIFF	TIME OF DAY
1 -			1:20.795	82.46	3.918	14:54:57.556
2 -	46.478	31.761	1:18.239 (3)	85.16	1.362	14:56:15.795
3 -	46.165	31.496	1:17.661 (2)	85.79	0.784	14:57:33.456
4 -	45.687	31.190	1:16.877 (1)	86.67		14:58:50.333
5 -	47.601	31.441	1:19.042	84.29	2.165	15:00:09.375
6 -	47.328	31.646	1:18.974	84.37	2.097	15:01:28.349
7 -	47.578	32.703	1:20.281	82.99	3.404	15:02:48.630

P4 81		Malvern MAY		Ducati -		
IDEAL LAP TIME : 1:16.148		BEST LAP TIME : 1:17.116		DIFFERENCE : 0.968		
LAP	SECTOR 1	SECTOR 2	LAP TIME	MPH	DIFF	TIME OF DAY
1 -			1:19.845	83.45	2.729	14:54:56.606
2 -	51.839	32.795	1:24.634	78.72	7.518	14:56:21.240
3 -	45.360	31.778	1:17.138 (2)	86.38	0.022	14:57:38.378
4 -	46.173	31.341	1:17.514 (3)	85.96	0.398	14:58:55.892
5 -	45.548	31.568	1:17.116 (1)	86.40		15:00:13.008
6 -	46.339	32.201	1:18.540	84.83	1.424	15:01:31.548
7 -	47.122	30.788	1:17.910	85.52	0.794	15:02:49.458

P5 22 R		Richard MAY		Honda - Tilehurst Glass Racing		
IDEAL LAP TIME : 1:17.454		BEST LAP TIME : 1:17.988		DIFFERENCE : 0.534		
LAP	SECTOR 1	SECTOR 2	LAP TIME	MPH	DIFF	TIME OF DAY
1 -			1:21.871	81.38	3.883	14:54:58.632
2 -	46.090	32.289	1:18.379	85.01	0.391	14:56:17.011
3 -	46.186	31.802	1:17.988 (1)	85.43		14:57:34.999
4 -	45.966	32.150	1:18.116 (2)	85.29	0.128	14:58:53.115
5 -	47.225	32.311	1:19.536	83.77	1.548	15:00:12.651
6 -	46.658	33.099	1:19.757	83.54	1.769	15:01:32.408
7 -	46.688	31.488	1:18.176 (3)	85.23	0.188	15:02:50.584

P6 19		Alan RUSSELL		Tigcraft - A&R Racing		
IDEAL LAP TIME : 1:17.547		BEST LAP TIME : 1:17.780		DIFFERENCE : 0.233		
LAP	SECTOR 1	SECTOR 2	LAP TIME	MPH	DIFF	TIME OF DAY
1 -						
2 -						
3 -						
4 -						
5 -						
6 -						
7 -						

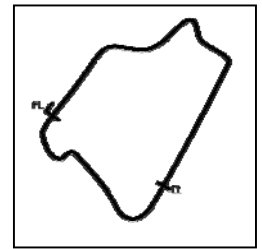
Weather / Track : Cloudy / Dry

Silverstone International
Circuit Length = 1.8508 miles
Start: 14:53 Flag 15:02 End: 15:04

BMCRC - MRO Championships 2018 - Rnd 2 @ Silverstone International

BMCRC Thunderbike Sport & BMCRC Rookie Minitwins

RACE 9 - SECTOR ANALYSIS



SECTOR 1 = FL to I1, SECTOR 2 = I1 to FL, DIFF = Difference To Personal Best Lap, P = Crossed Finish Line in Pit Lane, D = Time Disallowed

1 -			1:21.169	82.09	3.389	14:54:57.930
2 -	46.669	32.100	1:18.769 (3)	84.59	0.989	14:56:16.699
3 -	46.114	31.666	1:17.780 (1)	85.66		14:57:34.479
4 -	45.881	31.992	1:17.873 (2)	85.56	0.093	14:58:52.352
5 -	47.874	32.082	1:19.956	83.33	2.176	15:00:12.308
6 -	46.547	33.257	1:19.804	83.49	2.024	15:01:32.112
7 -	47.109	32.329	1:19.438	83.87	1.658	15:02:51.550

P7 75 Stewart MAY			Honda - Tilehurst Glass Racing			
IDEAL LAP TIME : 1:16.304		BEST LAP TIME : 1:16.304		DIFFERENCE : 0.000		
LAP	SECTOR 1	SECTOR 2	LAP TIME	MPH	DIFF	TIME OF DAY
1 -		32.942	1:26.385	77.13	10.081	14:55:03.146
2 -	47.630	32.133	1:19.763	83.53	3.459	14:56:22.909
3 -	45.478	32.655	1:18.133 (3)	85.28	1.829	14:57:41.042
4 -	44.941	31.363	1:16.304 (1)	87.32		14:58:57.346
5 -	45.218	31.413	1:16.631 (2)	86.95	0.327	15:00:13.977
6 -	45.460	33.021	1:18.481	84.90	2.177	15:01:32.458
7 -	46.976	32.339	1:19.315	84.00	3.011	15:02:51.773

P8 67 Tony COE			Honda -			
IDEAL LAP TIME : 1:18.628		BEST LAP TIME : 1:19.106		DIFFERENCE : 0.478		
LAP	SECTOR 1	SECTOR 2	LAP TIME	MPH	DIFF	TIME OF DAY
1 -			1:21.311	81.94	2.205	14:54:58.072
2 -	47.143	32.323	1:19.466	83.85	0.360	14:56:17.538
3 -	46.780	32.520	1:19.300	84.02	0.194	14:57:36.838
4 -	47.295	32.001	1:19.296 (3)	84.02	0.190	14:58:56.134
5 -	46.627	32.479	1:19.106 (1)	84.23		15:00:15.240
6 -	47.684	33.133	1:20.817	82.44	1.711	15:01:36.057
7 -	46.739	32.430	1:19.169 (2)	84.16	0.063	15:02:55.226

P9 84 Ricardo BRANCO			Suzuki - IMP Racing			
IDEAL LAP TIME : 1:19.377		BEST LAP TIME : 1:19.719		DIFFERENCE : 0.342		
LAP	SECTOR 1	SECTOR 2	LAP TIME	MPH	DIFF	TIME OF DAY
1 -			1:20.430	82.84	0.711	14:54:57.191
2 -	47.811	32.419	1:20.230	83.05	0.511	14:56:17.421
3 -	47.781	32.051	1:19.832 (2)	83.46	0.113	14:57:37.253
4 -	47.326	32.393	1:19.719 (1)	83.58		14:58:56.972
5 -	47.624	32.364	1:19.988 (3)	83.30	0.269	15:00:16.960
6 -	47.693	32.364	1:20.057	83.23	0.338	15:01:37.017
7 -	47.955	32.649	1:20.604	82.66	0.885	15:02:57.621

P10 48 Shaun WALLIS			Suzuki - Watling Tyres			
IDEAL LAP TIME : 1:19.282		BEST LAP TIME : 1:19.380		DIFFERENCE : 0.098		
LAP	SECTOR 1	SECTOR 2	LAP TIME	MPH	DIFF	TIME OF DAY
1 -		32.127	1:22.473	80.79	3.093	14:54:59.234
2 -	47.155	32.225	1:19.380 (1)	83.94		14:56:18.614
3 -	47.602	32.495	1:20.097	83.18	0.717	14:57:38.711
4 -	47.362	32.425	1:19.787	83.51	0.407	14:58:58.498
5 -	47.479	32.174	1:19.653 (3)	83.65	0.273	15:00:18.151
6 -	47.169	32.395	1:19.564 (2)	83.74	0.184	15:01:37.715
7 -	47.681	32.489	1:20.170	83.11	0.790	15:02:57.885

P11 90 Edward WATSON			Suzuki - Motorsportdays.com TEA Time Racing			
IDEAL LAP TIME : 1:18.872		BEST LAP TIME : 1:19.387		DIFFERENCE : 0.515		
LAP	SECTOR 1	SECTOR 2	LAP TIME	MPH	DIFF	TIME OF DAY
1 -		32.706	1:23.567	79.73	4.180	14:55:00.328
2 -	47.173	32.214	1:19.387 (1)	83.93		14:56:19.715
3 -	46.822	32.578	1:19.400 (2)	83.91	0.013	14:57:39.115
4 -	47.141	32.644	1:19.785	83.51	0.398	14:58:58.900

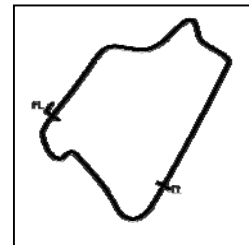
Weather / Track : Cloudy / Dry

Silverstone International
Circuit Length = 1.8508 miles
Start: 14:53 Flag 15:02 End: 15:04

BMCRC - MRO Championships 2018 - Rnd 2 @ Silverstone International

BMCRC Thunderbike Sport & BMCRC Rookie Minitwins

RACE 9 - SECTOR ANALYSIS



SECTOR 1 = FL to I1, SECTOR 2 = I1 to FL, DIFF = Difference To Personal Best Lap, P = Crossed Finish Line in Pit Lane, D = Time Disallowed

5 -	47.516	32.502	1:20.018	83.27	0.631	15:00:18.918
6 -	47.354	32.050	1:19.404 (3)	83.91	0.017	15:01:38.322
7 -	47.072	34.854	1:21.926	81.33	2.539	15:03:00.248

P12 66	Mark SMITH		Yamaha - MHP EXHAUST'S			
IDEAL LAP TIME : 1:19.576		BEST LAP TIME : 1:19.576	DIFFERENCE : 0.000			
LAP	SECTOR 1	SECTOR 2	LAP TIME	MPH	DIFF	TIME OF DAY
1 -		33.397	1:25.150	78.25	5.574	14:55:01.911
2 -	47.788	33.087	1:20.875	82.38	1.299	14:56:22.786
3 -	46.797	33.008	1:19.805 (2)	83.49	0.229	14:57:42.591
4 -	46.844	33.124	1:19.968 (3)	83.32	0.392	14:59:02.559
5 -	47.206	32.897	1:20.103	83.18	0.527	15:00:22.662
6 -	47.654	33.291	1:20.945	82.31	1.369	15:01:43.607
7 -	46.792	32.784	1:19.576 (1)	83.73		15:03:03.183

P13 20	Jose TOUCEDA		Suzuki - Cell2			
IDEAL LAP TIME : 1:19.852		BEST LAP TIME : 1:19.852	DIFFERENCE : 0.000			
LAP	SECTOR 1	SECTOR 2	LAP TIME	MPH	DIFF	TIME OF DAY
1 -		33.279	1:24.315	79.02	4.463	14:55:01.076
2 -	47.127	32.725	1:19.852 (1)	83.44		14:56:20.928
3 -	47.346	33.356	1:20.702	82.56	0.850	14:57:41.630
4 -	47.469	33.034	1:20.503 (3)	82.76	0.651	14:59:02.133
5 -	47.487	32.931	1:20.418 (2)	82.85	0.566	15:00:22.551
6 -	47.552	33.341	1:20.893	82.37	1.041	15:01:43.444
7 -	47.728	33.604	1:21.332	81.92	1.480	15:03:04.776

P14 72	Kevin MILLER		Suzuki - Mechanical Air Supplies Ltd			
IDEAL LAP TIME : 1:19.661		BEST LAP TIME : 1:20.031	DIFFERENCE : 0.370			
LAP	SECTOR 1	SECTOR 2	LAP TIME	MPH	DIFF	TIME OF DAY
1 -		33.447	1:25.403	78.02	5.372	14:55:02.164
2 -	48.231	33.512	1:21.743	81.51	1.712	14:56:23.907
3 -	47.747	32.787	1:20.534	82.73	0.503	14:57:44.441
4 -	47.050	32.981	1:20.031 (1)	83.25		14:59:04.472
5 -	47.473	32.975	1:20.448 (3)	82.82	0.417	15:00:24.920
6 -	47.776	33.274	1:21.050	82.21	1.019	15:01:45.970
7 -	47.779	32.611	1:20.390 (2)	82.88	0.359	15:03:06.360

P15 93	William GILLMAN		Honda -			
IDEAL LAP TIME : 1:20.234		BEST LAP TIME : 1:20.411	DIFFERENCE : 0.177			
LAP	SECTOR 1	SECTOR 2	LAP TIME	MPH	DIFF	TIME OF DAY
1 -		34.038	1:25.027	78.36	4.616	14:55:01.788
2 -	47.961	34.023	1:21.984	81.27	1.573	14:56:23.772
3 -	48.034	33.980	1:22.014	81.24	1.603	14:57:45.786
4 -	47.923	33.316	1:21.239	82.02	0.828	14:59:07.025
5 -	47.675	33.228	1:20.903 (3)	82.36	0.492	15:00:27.928
6 -	47.323	33.088	1:20.411 (1)	82.86		15:01:48.339
7 -	47.965	32.911	1:20.876 (2)	82.38	0.465	15:03:09.215

P16 666 R	Shane BEASLEY		Kawasaki -			
IDEAL LAP TIME : 1:20.024		BEST LAP TIME : 1:20.255	DIFFERENCE : 0.231			
LAP	SECTOR 1	SECTOR 2	LAP TIME	MPH	DIFF	TIME OF DAY
1 -		33.838	1:26.283	77.22	6.028	14:55:03.044
2 -	48.384	33.787	1:22.171	81.08	1.916	14:56:25.215
3 -	47.052	33.290	1:20.342 (2)	82.93	0.087	14:57:45.557
4 -	47.584	33.156	1:20.740 (3)	82.52	0.485	14:59:06.297
5 -	48.047	33.314	1:21.361	81.89	1.106	15:00:27.658
6 -	47.283	32.972	1:20.255 (1)	83.02		15:01:47.913
7 -	48.086	33.648	1:21.734	81.52	1.479	15:03:09.647

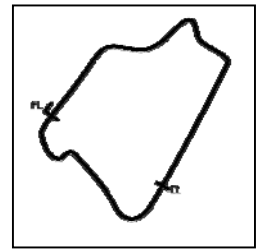
Weather / Track : Cloudy / Dry

Silverstone International
Circuit Length = 1.8508 miles
Start: 14:53 Flag 15:02 End: 15:04

BMCRC - MRO Championships 2018 - Rnd 2 @ Silverstone International

BMCRC Thunderbike Sport & BMCRC Rookie Minitwins

RACE 9 - SECTOR ANALYSIS



SECTOR 1 = FL to I1, SECTOR 2 = I1 to FL, DIFF = Difference To Personal Best Lap, P = Crossed Finish Line in Pit Lane, D = Time Disallowed

P17 73		Vincent LEWIN		Suzuki - Basset Down Balancing		
IDEAL LAP TIME : 1:20.131		BEST LAP TIME : 1:20.591		DIFFERENCE : 0.460		
LAP	SECTOR 1	SECTOR 2	LAP TIME	MPH	DIFF	TIME OF DAY
1 -		33.516	1:27.298	76.32	6.707	14:55:04.059
2 -	48.241	33.046	1:21.287	81.97	0.696	14:56:25.346
3 -	47.960	32.631	1:20.591 (1)	82.67		14:57:45.937
4 -	48.558	32.804	1:21.362	81.89	0.771	14:59:07.299
5 -	47.873	32.907	1:20.780 (3)	82.48	0.189	15:00:28.079
6 -	47.500	33.210	1:20.710 (2)	82.55	0.119	15:01:48.789
7 -	48.331	32.821	1:21.152	82.10	0.561	15:03:09.941

P18 137 RMT		Charlie CRAWT		Suzuki - Pass Bike Motorcycle Training Ltd		
IDEAL LAP TIME : 1:20.123		BEST LAP TIME : 1:20.546		DIFFERENCE : 0.423		
LAP	SECTOR 1	SECTOR 2	LAP TIME	MPH	DIFF	TIME OF DAY
1 -		33.985	1:27.532	76.12	6.986	14:55:04.293
2 -	48.562	33.559	1:22.121	81.13	1.575	14:56:26.414
3 -	48.030	32.584	1:20.614 (3)	82.65	0.068	14:57:47.028
4 -	47.761	32.785	1:20.546 (1)	82.72		14:59:07.574
5 -	48.283	32.868	1:21.151	82.10	0.605	15:00:28.725
6 -	48.190	32.362	1:20.552 (2)	82.71	0.006	15:01:49.277
7 -	48.624	32.530	1:21.154	82.10	0.608	15:03:10.431

P19 50		Paul ROBSON		Suzuki - RBProperty services & Environment Lighting		
IDEAL LAP TIME : 1:20.482		BEST LAP TIME : 1:20.482		DIFFERENCE : 0.000		
LAP	SECTOR 1	SECTOR 2	LAP TIME	MPH	DIFF	TIME OF DAY
1 -		33.737	1:26.952	76.63	6.470	14:55:03.713
2 -	49.179	33.220	1:22.399	80.86	1.917	14:56:26.112
3 -	47.983	32.499	1:20.482 (1)	82.79		14:57:46.594
4 -	48.433	32.902	1:21.335	81.92	0.853	14:59:07.929
5 -	48.568	32.841	1:21.409	81.84	0.927	15:00:29.338
6 -	47.991	32.625	1:20.616 (2)	82.65	0.134	15:01:49.954
7 -	48.053	32.801	1:20.854 (3)	82.41	0.372	15:03:10.808

P20 32		Thomas WILLIAMS		Honda -		
IDEAL LAP TIME : 1:19.409		BEST LAP TIME : 1:19.778		DIFFERENCE : 0.369		
LAP	SECTOR 1	SECTOR 2	LAP TIME	MPH	DIFF	TIME OF DAY
1 -		33.815	1:28.064	75.66	8.286	14:55:04.825
2 -	48.253	33.689	1:21.942	81.31	2.164	14:56:26.767
3 -	48.381	32.879	1:21.260 (3)	81.99	1.482	14:57:48.027
4 -	47.259	33.120	1:20.379 (2)	82.89	0.601	14:59:08.406
5 -	48.151	33.275	1:21.426	81.83	1.648	15:00:29.832
6 -	49.055	32.631	1:21.686	81.57	1.908	15:01:51.518
7 -	46.778	33.000	1:19.778 (1)	83.52		15:03:11.296

P21 89 RMT		Zi JONES		Suzuki -		
IDEAL LAP TIME : 1:19.849		BEST LAP TIME : 1:20.573		DIFFERENCE : 0.724		
LAP	SECTOR 1	SECTOR 2	LAP TIME	MPH	DIFF	TIME OF DAY
1 -		33.914	1:26.160	77.33	5.587	14:55:02.921
2 -	49.327	34.007	1:23.334	79.95	2.761	14:56:26.255
3 -	48.536	32.837	1:21.373 (3)	81.88	0.800	14:57:47.628
4 -	47.726	33.152	1:20.878 (2)	82.38	0.305	14:59:08.506
5 -	48.288	33.319	1:21.607	81.65	1.034	15:00:30.113
6 -	49.600	32.372	1:21.972	81.28	1.399	15:01:52.085
7 -	48.450	32.123	1:20.573 (1)	82.69		15:03:12.658

P22 9 RMT		Andrew WATSON		Suzuki - TEA Time Racing		
IDEAL LAP TIME : 1:20.465		BEST LAP TIME : 1:20.972		DIFFERENCE : 0.507		
LAP	SECTOR 1	SECTOR 2	LAP TIME	MPH	DIFF	TIME OF DAY

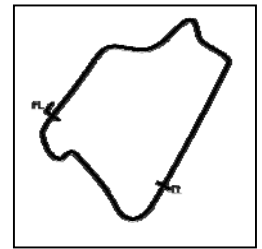
Weather / Track : Cloudy / Dry

Silverstone International
Circuit Length = 1.8508 miles
Start: 14:53 Flag 15:02 End: 15:04

BMCRC - MRO Championships 2018 - Rnd 2 @ Silverstone International

BMCRC Thunderbike Sport & BMCRC Rookie Minitwins

RACE 9 - SECTOR ANALYSIS



SECTOR 1 = FL to I1, SECTOR 2 = I1 to FL, DIFF = Difference To Personal Best Lap, P = Crossed Finish Line in Pit Lane, D = Time Disallowed

1 -		33.235	1:28.461	75.32	7.489	14:55:05.222
2 -	48.343	33.761	1:22.104	81.15	1.132	14:56:27.326
3 -	48.586	32.788	1:21.374	81.88	0.402	14:57:48.700
4 -	48.088	33.018	1:21.106 (3)	82.15	0.134	14:59:09.806
5 -	48.353	32.651	1:21.004 (2)	82.25	0.032	15:00:30.810
6 -	48.595	32.377	1:20.972 (1)	82.29		15:01:51.782
7 -	48.655	33.906	1:22.561	80.70	1.589	15:03:14.343

P23 181 RMT Robert FRANKLIN			Suzuki - RCF GARDENS			
IDEAL LAP TIME : 1:21.685		BEST LAP TIME : 1:21.981		DIFFERENCE : 0.296		
LAP	SECTOR 1	SECTOR 2	LAP TIME	MPH	DIFF	TIME OF DAY
1 -		34.834	1:31.382	72.91	9.401	14:55:08.143
2 -	48.985	33.207	1:22.192 (2)	81.06	0.211	14:56:30.335
3 -	48.478	34.192	1:22.670 (3)	80.60	0.689	14:57:53.005
4 -	48.624	33.357	1:21.981 (1)	81.27		14:59:14.986
5 -	49.494	33.347	1:22.841	80.43	0.860	15:00:37.827
6 -	49.309	33.533	1:22.842	80.43	0.861	15:02:00.669
7 -	49.439	34.434	1:23.873	79.44	1.892	15:03:24.542

P24 92 Duncan GROVE			Yamaha -			
IDEAL LAP TIME : 1:20.740		BEST LAP TIME : 1:20.829		DIFFERENCE : 0.089		
LAP	SECTOR 1	SECTOR 2	LAP TIME	MPH	DIFF	TIME OF DAY
1 -		36.722	1:33.204	71.49	12.375	14:55:09.965
2 -	50.567	34.517	1:25.084	78.31	4.255	14:56:35.049
3 -	48.782	34.379	1:23.161	80.12	2.332	14:57:58.210
4 -	48.160	35.821	1:23.981	79.34	3.152	14:59:22.191
5 -	48.987	34.134	1:23.121 (3)	80.16	2.292	15:00:45.312
6 -	47.663	33.247	1:20.910 (2)	82.35	0.081	15:02:06.222
7 -	47.493	33.336	1:20.829 (1)	82.43		15:03:27.051

P25 43 Daniel BARFORD			Suzuki - Shawell Tuning			
IDEAL LAP TIME : 1:22.779		BEST LAP TIME : 1:22.846		DIFFERENCE : 0.067		
LAP	SECTOR 1	SECTOR 2	LAP TIME	MPH	DIFF	TIME OF DAY
1 -		35.169	1:32.628	71.93	9.782	14:55:09.389
2 -	49.828	34.210	1:24.038	79.28	1.192	14:56:33.427
3 -	50.015	34.227	1:24.242	79.09	1.396	14:57:57.669
4 -	49.966	33.805	1:23.771 (3)	79.54	0.925	14:59:21.440
5 -	50.127	34.005	1:24.132	79.19	1.286	15:00:45.572
6 -	49.451	33.437	1:22.888 (2)	80.38	0.042	15:02:08.460
7 -	49.518	33.328	1:22.846 (1)	80.42		15:03:31.306

P26 59 RMT Benn RIDGWELL			Suzuki -			
IDEAL LAP TIME : 1:22.899		BEST LAP TIME : 1:23.161		DIFFERENCE : 0.262		
LAP	SECTOR 1	SECTOR 2	LAP TIME	MPH	DIFF	TIME OF DAY
1 -		34.333	1:31.007	73.21	7.846	14:55:07.768
2 -	49.930	34.095	1:24.025	79.30	0.864	14:56:31.793
3 -	50.125	33.843	1:23.968 (3)	79.35	0.807	14:57:55.761
4 -	50.157	35.103	1:25.260	78.15	2.099	14:59:21.021
5 -	49.826	33.418	1:23.244 (2)	80.04	0.083	15:00:44.265
6 -	49.481	33.680	1:23.161 (1)	80.12		15:02:07.426
7 -	49.935	34.529	1:24.464	78.88	1.303	15:03:31.890

P27 145 RMT Stuart JARVIS			Suzuki - STREETWORK SOLUTIONS LTD			
IDEAL LAP TIME : 1:21.995		BEST LAP TIME : 1:22.061		DIFFERENCE : 0.066		
LAP	SECTOR 1	SECTOR 2	LAP TIME	MPH	DIFF	TIME OF DAY
1 -		35.484	1:32.932	71.69	10.871	14:55:09.693
2 -	48.994	33.067	1:22.061 (1)	81.19		14:56:31.754
3 -	50.837	33.130	1:23.967	79.35	1.906	14:57:55.721
4 -	49.685	35.739	1:25.424	78.00	3.363	14:59:21.145

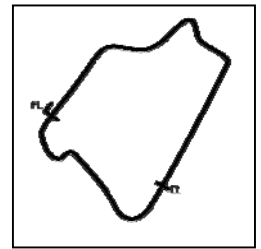
Weather / Track : Cloudy / Dry

Silverstone International
Circuit Length = 1.8508 miles
Start: 14:53 Flag 15:02 End: 15:04

BMCRC - MRO Championships 2018 - Rnd 2 @ Silverstone International

BMCRC Thunderbike Sport & BMCRC Rookie Minitwins

RACE 9 - SECTOR ANALYSIS



SECTOR 1 = FL to I1, SECTOR 2 = I1 to FL, DIFF = Difference To Personal Best Lap, P = Crossed Finish Line in Pit Lane, D = Time Disallowed

5 -	50.321	34.264	1:24.585	78.77	2.524	15:00:45.730
6 -	49.398	33.734	1:23.132 (3)	80.15	1.071	15:02:08.862
7 -	50.100	33.001	1:23.101 (2)	80.18	1.040	15:03:31.963

P28	152 RMT	Jason ALLEN	Suzuki -			
IDEAL LAP TIME : 1:21.733		BEST LAP TIME : 1:22.134	DIFFERENCE : 0.401			
LAP	SECTOR 1	SECTOR 2	LAP TIME	MPH	DIFF	TIME OF DAY
1 -		36.214	1:35.592	69.70	13.458	14:55:12.353
2 -	50.517	34.981	1:25.498	77.93	3.364	14:56:37.851
3 -	48.741	33.393	1:22.134 (1)	81.12		14:57:59.985
4 -	49.983	34.541	1:24.524	78.83	2.390	14:59:24.509
5 -	50.058	33.653	1:23.711 (3)	79.59	1.577	15:00:48.220
6 -	51.001	34.258	1:25.259	78.15	3.125	15:02:13.479
7 -	49.437	32.992	1:22.429 (2)	80.83	0.295	15:03:35.908

P29	85	Andrew KITE	Ducati - Red Rebel Racing			
IDEAL LAP TIME : 1:23.319		BEST LAP TIME : 1:23.583	DIFFERENCE : 0.264			
LAP	SECTOR 1	SECTOR 2	LAP TIME	MPH	DIFF	TIME OF DAY
1 -		36.770	1:34.041	70.85	10.458	14:55:10.802
2 -	49.898	35.757	1:25.655	77.79	2.072	14:56:36.457
3 -	48.805	34.778	1:23.583 (1)	79.71		14:58:00.040
4 -	48.541	35.970	1:24.511	78.84	0.928	14:59:24.551
5 -	49.332	35.036	1:24.368	78.97	0.785	15:00:48.919
6 -	49.096	34.929	1:24.025 (3)	79.30	0.442	15:02:12.944
7 -	48.863	34.977	1:23.840 (2)	79.47	0.257	15:03:36.784

P30	182 RMT	Kyle PHILLIPS	Suzuki - Chief Safety Consultancy			
IDEAL LAP TIME : 1:24.162		BEST LAP TIME : 1:24.162	DIFFERENCE : 0.000			
LAP	SECTOR 1	SECTOR 2	LAP TIME	MPH	DIFF	TIME OF DAY
1 -		35.478	1:31.777	72.60	7.615	14:55:08.538
2 -	50.247	34.592	1:24.839	78.53	0.677	14:56:33.377
3 -	50.290	34.278	1:24.568 (2)	78.79	0.406	14:57:57.945
4 -	50.340	34.668	1:25.008	78.38	0.846	14:59:22.953
5 -	50.028	34.134	1:24.162 (1)	79.17		15:00:47.115
6 -	50.326	34.352	1:24.678 (3)	78.68	0.516	15:02:11.793
7 -	50.881	34.215	1:25.096	78.30	0.934	15:03:36.889

P31	62 RMT	Ben MITCHELL	Suzuki -			
IDEAL LAP TIME : 1:23.321		BEST LAP TIME : 1:23.443	DIFFERENCE : 0.122			
LAP	SECTOR 1	SECTOR 2	LAP TIME	MPH	DIFF	TIME OF DAY
1 -		36.003	1:33.556	71.22	10.113	14:55:10.317
2 -	49.485	33.958	1:23.443 (1)	79.85		14:56:33.760
3 -	50.357	34.442	1:24.799	78.57	1.356	14:57:58.559
4 -	49.527	36.216	1:25.743	77.71	2.300	14:59:24.302
5 -	50.701	34.095	1:24.796	78.57	1.353	15:00:49.098
6 -	50.105	33.887	1:23.992 (2)	79.33	0.549	15:02:13.090
7 -	50.179	33.836	1:24.015 (3)	79.30	0.572	15:03:37.105

P32	150	Anthony HEVER	-			
IDEAL LAP TIME : 1:23.803		BEST LAP TIME : 1:23.803	DIFFERENCE : 0.000			
LAP	SECTOR 1	SECTOR 2	LAP TIME	MPH	DIFF	TIME OF DAY
1 -		36.511	1:35.904	69.47	12.101	14:55:12.665
2 -	51.446	35.074	1:26.520	77.01	2.717	14:56:39.185
3 -	50.061	33.923	1:23.984 (2)	79.33	0.181	14:58:03.169
4 -	49.896	33.907	1:23.803 (1)	79.51		14:59:26.972
5 -	51.460	34.338	1:25.798	77.66	1.995	15:00:52.770
6 -	50.432	34.372	1:24.804 (3)	78.57	1.001	15:02:17.574
7 -	50.895	34.291	1:25.186	78.21	1.383	15:03:42.760

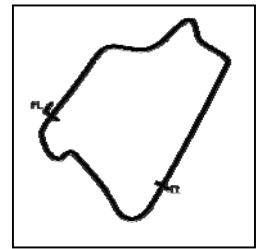
Weather / Track : Cloudy / Dry

Silverstone International
Circuit Length = 1.8508 miles
Start: 14:53 Flag 15:02 End: 15:04

BMCRC - MRO Championships 2018 - Rnd 2 @ Silverstone International

BMCRC Thunderbike Sport & BMCRC Rookie Minitwins

RACE 9 - SECTOR ANALYSIS



SECTOR 1 = FL to I1, SECTOR 2 = I1 to FL, DIFF = Difference To Personal Best Lap, P = Crossed Finish Line in Pit Lane, D = Time Disallowed

P33 143		Robert DAVIE		Suzuki -		
IDEAL LAP TIME : 1:24.676		BEST LAP TIME : 1:24.686		DIFFERENCE : 0.010		
LAP	SECTOR 1	SECTOR 2	LAP TIME	MPH	DIFF	TIME OF DAY
1 -		37.145	1:36.310	69.18	11.624	14:55:13.071
2 -	51.284	36.143	1:27.427	76.21	2.741	14:56:40.498
3 -	49.849	34.936	1:24.785 (2)	78.58	0.099	14:58:05.283
4 -	49.740	34.946	1:24.686 (1)	78.68		14:59:29.969
5 -	50.347	35.205	1:25.552	77.88	0.866	15:00:55.521
6 -	50.092	35.474	1:25.566	77.87	0.880	15:02:21.087
7 -	50.076	34.989	1:25.065 (3)	78.33	0.379	15:03:46.152

P34 0 RMT		Luke STANLEY		Suzuki - MOREMOTO		
IDEAL LAP TIME : 1:26.246		BEST LAP TIME : 1:26.521		DIFFERENCE : 0.275		
LAP	SECTOR 1	SECTOR 2	LAP TIME	MPH	DIFF	TIME OF DAY
1 -		37.008	1:35.562	69.72	9.041	14:55:12.323
2 -	51.747	36.081	1:27.828	75.86	1.307	14:56:40.151
3 -	51.235	36.209	1:27.444	76.19	0.923	14:58:07.595
4 -	50.991	35.530	1:26.521 (1)	77.01		14:59:34.116
5 -	51.670	35.255	1:26.925	76.65	0.404	15:01:01.041
6 -	51.400	35.316	1:26.716 (2)	76.83	0.195	15:02:27.757
7 -	51.280	35.533	1:26.813 (3)	76.75	0.292	15:03:54.570

P35 37 R		Ricky WOODS		Suzuki - Des Woods		
IDEAL LAP TIME : 1:27.238		BEST LAP TIME : 1:27.307		DIFFERENCE : 0.069		
LAP	SECTOR 1	SECTOR 2	LAP TIME	MPH	DIFF	TIME OF DAY
1 -		36.350	1:34.765	70.31	7.458	14:55:11.526
2 -	51.091	36.216	1:27.307 (1)	76.31		14:56:38.833
3 -	51.825	36.742	1:28.567 (2)	75.23	1.260	14:58:07.400
4 -	52.592	36.147	1:28.739 (3)	75.08	1.432	14:59:36.139
5 -	52.738	37.280	1:30.018	74.02	2.711	15:01:06.157
6 -	55.019	37.132	1:32.151	72.30	4.844	15:02:38.308

P36 44 RMT		Tony PARKER		Suzuki - Emerald Elevators		
IDEAL LAP TIME : 1:30.286		BEST LAP TIME : 1:30.366		DIFFERENCE : 0.080		
LAP	SECTOR 1	SECTOR 2	LAP TIME	MPH	DIFF	TIME OF DAY
1 -		36.905	1:37.195	68.55	6.829	14:55:13.956
2 -	53.404	36.962	1:30.366 (1)	73.73		14:56:44.322
3 -	53.995	36.882	1:30.877 (3)	73.32	0.511	14:58:15.199
4 -	54.071	37.015	1:31.086	73.15	0.720	14:59:46.285
5 -	55.407	36.994	1:32.401	72.11	2.035	15:01:18.686
6 -	53.411	37.284	1:30.695 (2)	73.46	0.329	15:02:49.381

P37 126 R		Damien LECHAUVE		KTM -		
IDEAL LAP TIME : 1:32.924		BEST LAP TIME : 1:32.941		DIFFERENCE : 0.017		
LAP	SECTOR 1	SECTOR 2	LAP TIME	MPH	DIFF	TIME OF DAY
1 -		38.167	1:41.140	65.88	8.199	14:55:17.901
2 -	56.430	37.978	1:34.408 (3)	70.57	1.467	14:56:52.309
3 -	56.684	38.635	1:35.319	69.90	2.378	14:58:27.628
4 -	56.962	37.906	1:34.868	70.23	1.927	15:00:02.496
5 -	56.606	37.124	1:33.730 (2)	71.08	0.789	15:01:36.226
6 -	55.800	37.141	1:32.941 (1)	71.69		15:03:09.167

P38 147 R		Matthew MAY		Kawasaki - Tilehurst Glass Racing		
IDEAL LAP TIME : 1:35.109		BEST LAP TIME : 1:35.109		DIFFERENCE : 0.000		
LAP	SECTOR 1	SECTOR 2	LAP TIME	MPH	DIFF	TIME OF DAY
1 -		39.028	1:42.469	65.02	7.360	14:55:19.230
2 -	57.607	38.214	1:35.821 (2)	69.53	0.712	14:56:55.051
3 -	56.966	38.143	1:35.109 (1)	70.05		14:58:30.160

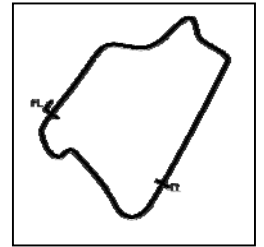
Weather / Track : Cloudy / Dry

Silverstone International
Circuit Length = 1.8508 miles
Start: 14:53 Flag 15:02 End: 15:04

BMCRC - MRO Championships 2018 - Rnd 2 @ Silverstone International

BMCRC Thunderbike Sport & BMCRC Rookie Minitwins

RACE 9 - SECTOR ANALYSIS



SECTOR 1 = FL to I1, SECTOR 2 = I1 to FL, DIFF = Difference To Personal Best Lap, P = Crossed Finish Line in Pit Lane, D = Time Disallowed

4 -	59.026	38.336	1:37.362 (3)	68.43	2.253	15:00:07.522
5 -	59.303	39.181	1:38.484	67.65	3.375	15:01:46.006
6 -	58.558	39.899	1:38.457	67.67	3.348	15:03:24.463

P39 10 RMT Ashley MITCHELL		Suzuki -				
IDEAL LAP TIME : 1:22.735		BEST LAP TIME : 1:22.770				
		DIFFERENCE : 0.035				
LAP	SECTOR 1	SECTOR 2	LAP TIME	MPH	DIFF	TIME OF DAY
1 -		34.474	1:31.211	73.05	8.441	14:55:07.972
2 -	50.226	33.925	1:24.151 (3)	79.18	1.381	14:56:32.123
3 -	50.527	33.893	1:24.420	78.92	1.650	14:57:56.543
4 -	49.029	33.741	1:22.770 (1)	80.50		14:59:19.313
5 -	50.228	33.706	1:23.934 (2)	79.38	1.164	15:00:43.247

P40 60 RMT Adam RIDGWELL		Suzuki -				
IDEAL LAP TIME : 1:34.612		BEST LAP TIME : 1:34.612				
		DIFFERENCE : 0.000				
LAP	SECTOR 1	SECTOR 2	LAP TIME	MPH	DIFF	TIME OF DAY
1 -		40.734	1:42.278	65.14	7.666	14:55:19.039
2 -	55.724	40.035	1:35.759 (2)	69.58	1.147	14:56:54.798
3 -	55.061	39.551	1:34.612 (1)	70.42		14:58:29.410

BMCRC - MRO Championships 2018 - Rnd 2 @ Silverstone International

BMCRC Thunderbike Sport & BMCRC Rookie Minitwins

RACE 9 - BEST SECTORS

SECTOR 1			SECTOR 2			IDEAL / BEST COMPARISON						
POS	NO	NAME	TIME	NO	NAME	TIME	POS	NO	NAME	IDEAL	BEST	DIFF
									PERFECT LAP	1:14.622		
1	198	TOPPING	44.395	6	HOLDEN	30.227	1	198	TOPPING	1:14.753	1:15.025	0.272
2	75	MAY	44.941	198	TOPPING	30.358	2	6	HOLDEN	1:15.220	1:15.503	0.283
3	6	HOLDEN	44.993	81	MAY	30.788	3	81	MAY	1:16.148	1:17.116	0.968
4	81	MAY	45.360	47	WATSON	31.190	4	75	MAY	1:16.304	1:16.304	0.000
5	47	WATSON	45.687	75	MAY	31.363	5	47	WATSON	1:16.877	1:16.877	0.000
6	19	RUSSELL	45.881	22	MAY	31.488	6	22	MAY	1:17.454	1:17.988	0.534
7	22	MAY	45.966	19	RUSSELL	31.666	7	19	RUSSELL	1:17.547	1:17.780	0.233
8	67	COE	46.627	67	COE	32.001	8	67	COE	1:18.628	1:19.106	0.478
9	32	WILLIAMS	46.778	90	WATSON	32.050	9	90	WATSON	1:18.872	1:19.387	0.515
10	66	SMITH	46.792	84	BRANCO	32.051	10	48	WALLIS	1:19.282	1:19.380	0.098
11	90	WATSON	46.822	89	JONES	32.123	11	84	BRANCO	1:19.377	1:19.719	0.342
12	72	MILLER	47.050	48	WALLIS	32.127	12	32	WILLIAMS	1:19.409	1:19.778	0.369
13	666	BEASLEY	47.052	137	CRAWT	32.362	13	66	SMITH	1:19.576	1:19.576	0.000
14	20	TOUCEDA	47.127	9	WATSON	32.377	14	72	MILLER	1:19.661	1:20.031	0.370
15	48	WALLIS	47.155	50	ROBSON	32.499	15	89	JONES	1:19.849	1:20.573	0.724
16	93	GILLMAN	47.323	72	MILLER	32.611	16	20	TOUCEDA	1:19.852	1:19.852	0.000
17	84	BRANCO	47.326	73	LEWIN	32.631	17	666	BEASLEY	1:20.024	1:20.255	0.231
18	92	GROVE	47.493	32	WILLIAMS	32.631	18	137	CRAWT	1:20.123	1:20.546	0.423
19	73	LEWIN	47.500	20	TOUCEDA	32.725	19	73	LEWIN	1:20.131	1:20.591	0.460
20	89	JONES	47.726	66	SMITH	32.784	20	93	GILLMAN	1:20.234	1:20.411	0.177
21	137	CRAWT	47.761	93	GILLMAN	32.911	21	9	WATSON	1:20.465	1:20.972	0.507
22	50	ROBSON	47.983	666	BEASLEY	32.972	22	50	ROBSON	1:20.482	1:20.482	0.000
23	9	WATSON	48.088	152	ALLEN	32.992	23	92	GROVE	1:20.740	1:20.829	0.089
24	181	FRANKLIN	48.478	145	JARVIS	33.001	24	181	FRANKLIN	1:21.685	1:21.981	0.296
25	85	KITE	48.541	181	FRANKLIN	33.207	25	152	ALLEN	1:21.733	1:22.134	0.401
26	152	ALLEN	48.741	92	GROVE	33.247	26	145	JARVIS	1:21.995	1:22.061	0.066
27	145	JARVIS	48.994	43	BARFORD	33.328	27	10	MITCHELL	1:22.735	1:22.770	0.035
28	10	MITCHELL	49.029	59	RIDGWELL	33.418	28	43	BARFORD	1:22.779	1:22.846	0.067
29	43	BARFORD	49.451	10	MITCHELL	33.706	29	59	RIDGWELL	1:22.899	1:23.161	0.262
30	59	RIDGWELL	49.481	62	MITCHELL	33.836	30	85	KITE	1:23.319	1:23.583	0.264
31	62	MITCHELL	49.485	150	HEVER	33.907	31	62	MITCHELL	1:23.321	1:23.443	0.122
32	143	DAVIE	49.740	182	PHILLIPS	34.134	32	150	HEVER	1:23.803	1:23.803	0.000
33	150	HEVER	49.896	85	KITE	34.778	33	182	PHILLIPS	1:24.162	1:24.162	0.000
34	182	PHILLIPS	50.028	143	DAVIE	34.936	34	143	DAVIE	1:24.676	1:24.686	0.010
35	0	STANLEY	50.991	0	STANLEY	35.255	35	0	STANLEY	1:26.246	1:26.521	0.275
36	37	WOODS	51.091	37	WOODS	36.147	36	37	WOODS	1:27.238	1:27.307	0.069
37	44	PARKER	53.404	44	PARKER	36.882	37	44	PARKER	1:30.286	1:30.366	0.080
38	60	RIDGWELL	55.061	126	LECHAUVE	37.124	38	126	LECHAUVE	1:32.924	1:32.941	0.017
39	126	LECHAUVE	55.800	147	MAY	38.143	39	60	RIDGWELL	1:34.612	1:34.612	0.000
40	147	MAY	56.966	60	RIDGWELL	39.551	40	147	MAY	1:35.109	1:35.109	0.000

Weather / Track : Cloudy / Dry

Results can be found at www.tsl-timing.com

Silverstone International
Circuit Length = 1.8508 miles
Start: 14:53 Flag 15:02 End: 15:04

Printed - 15:06 Saturday, 07 April 2018

BMCRC - MRO Championships 2018 - Rnd 2 @ Silverstone International



BMCRC Thunderbike Sport & BMCRC Rookie Minitwins

RACE 18 - GRID (7 Laps)

ROW 14	42	155	Richard HARRIS	41	131	Christopher EVANS	40	147	Matthew MAY	1:35.109									
ROW 13		39	60	Adam RIDGWELL	38	126	Damien LECHAUVE	37	44	Tony PARKER	1:34.612 1:32.941 1:30.366								
ROW 12		36	37	Ricky WOODS	35	0	Luke STANLEY	34	143	Robert DAVIE	1:27.307 1:26.521 1:24.686								
ROW 11			33	182	Kyle PHILLIPS	32	150	Anthony HEVER	31	85	Andrew KITE	1:24.162 1:23.803 1:23.583							
ROW 10			30	62	Ben MITCHELL	29	59	Benn RIDGWELL	28	43	Daniel BARFORD	1:23.443 1:23.161 1:22.846							
ROW 9				27	10	Ashley MITCHELL	26	152	Jason ALLEN	25	145	Stuart JARVIS	1:22.770 1:22.134 1:22.061						
ROW 8				24	181	Robert FRANKLIN	23	9	Andrew WATSON	22	92	Duncan GROVE	1:21.981 1:20.972 1:20.829						
ROW 7					21	73	Vincent LEWIN	20	89	Zi JONES	19	137	Charlie CRAWT	1:20.591 1:20.573 1:20.546					
ROW 6					18	50	Paul ROBSON	17	93	William GILLMAN	16	666	Shane BEASLEY	1:20.482 1:20.411 1:20.255					
ROW 5						15	72	Kevin MILLER	14	20	Jose TOUCEDA	13	32	Thomas WILLIAMS	1:20.031 1:19.852 1:19.778				
ROW 4							12	84	Ricardo BRANCO	11	66	Mark SMITH	10	90	Edward WATSON	1:19.719 1:19.576 1:19.387			
ROW 3								9	48	Shaun WALLIS	8	67	Tony COE	7	22	Richard MAY	1:19.380 1:19.106 1:17.988		
ROW 2									6	19	Alan RUSSELL	5	81	Malvern MAY	4	47	Thomas WATSON	1:17.780 1:17.116 1:16.877	
ROW 1										3	75	Stewart MAY	2	6	Paul HOLDEN	1	198	Steven TOPPING	1:16.304 1:15.503 1:15.025
										Pole									

Silverstone International
Circuit Length = 1.8508 miles

These results are provisional until the conclusion of any judicial and technical matters.

Clerk Of Course :	Timekeeper :
-------------------	--------------

BMCRC - MRO Championships 2018 - Rnd 2 @ Silverstone International



BMCRC Thunderbike Sport & BMCRC Rookie Minitwins

RACE 18 - CLASSIFICATION - AMENDED

POS	NO	CL	PIC NAME	ENTRY	LAPS	TIME	GAP	DIFF	MPH	BEST	ON
1	198		1 Steven TOPPING	Yamaha -	7	8:52.544			87.58	1:15.229	6
2	6		2 Paul HOLDEN	Yamaha - MOREMOTO RACING	7	8:52.649	0.105	0.105	87.56	1:15.352	6
3	75		3 Stewart MAY	Honda - Tilehurst Glass Racing	7	8:56.271	3.727	3.622	86.97	1:15.648	4
4	47		4 Thomas WATSON	Yamaha - Motorsportdays.com TEA Time Racing	7	9:01.527	8.983	5.256	86.13	1:16.304	6
5	81		5 Malvern MAY	Ducati -	7	9:03.194	10.650	1.667	85.86	1:16.678	6
6	19		6 Alan RUSSELL	Tigcraft - A&R Racing	7	9:03.800	11.256	0.606	85.77	1:16.545	6
7	67		7 Tony COE	Honda -	7	9:10.428	17.884	6.628	84.73	1:16.977	7
8	22	R	1 Richard MAY	Honda - Tilehurst Glass Racing	7	9:12.591	20.047	2.163	84.40	1:17.733	4
9	84		8 Ricardo BRANCO	Suzuki - IMP Racing	7	9:13.077	20.533	0.486	84.33	1:17.866	5
10	20		9 Jose TOUCEDA	Suzuki - Cell2	7	9:13.465	20.921	0.388	84.27	1:17.841	4
11	90		10 Edward WATSON	Suzuki - Motorsportdays.com TEA Time Racing	7	9:18.135	25.591	4.670	83.56	1:18.436	7
12	48		11 Shaun WALLIS	Suzuki - Watling Tyres	7	9:19.640	27.096	1.505	83.34	1:19.045	6
13	72		12 Kevin MILLER	Suzuki - Mechanical Air Supplies Ltd	7	9:27.208	34.664	7.568	82.23	1:19.310	4
14	666	R	2 Shane BEASLEY	Kawasaki -	7	9:29.940	37.396	2.732	81.83	1:19.902	7
15	66		13 Mark SMITH	Yamaha - MHP EXHAUST S	7	9:30.118	37.574	0.178	81.81	1:19.665	7
16	32		14 Thomas WILLIAMS	Honda -	7	9:30.520	37.976	0.402	81.75	1:18.905	7
17	93		15 William GILLMAN	Honda -	7	9:30.736	38.192	0.216	81.72	1:19.928	7
18	50		16 Paul ROBSON	Suzuki - RBProperty services & Environment Lightin	7	9:30.977	38.433	0.241	81.68	1:19.666	7
19	137	RMT	1 Charlie CRAWT	Suzuki - Pass Bike Motorcycle Training Ltd	7	9:34.982	42.438	4.005	81.12	1:21.004	6
20	89	RMT	2 Zi JONES	Suzuki -	7	9:35.449	42.905	0.467	81.05	1:20.554	7
21	92		17 Duncan GROVE	Yamaha -	7	9:37.422	44.878	1.973	80.77	1:19.515	6
22	73		18 Vincent LEWIN	Suzuki - Basset Down Balancing	7	9:37.615	45.071	0.193	80.75	1:19.026	5
23	181	RMT	3 Robert FRANKLIN	Suzuki - RCF GARDENS	7	9:41.529	48.985	3.914	80.20	1:21.191	2
24	10	RMT	4 Ashley MITCHELL	Suzuki -	7	9:42.447	49.903	0.918	80.08	1:21.154	3
25	62	RMT	5 Ben MITCHELL	Suzuki -	7	9:42.954	50.410	0.507	80.01	1:21.381	5
26	145	RMT	6 Stuart JARVIS	Suzuki - STREETWORK SOLUTIONS LTD	7	9:46.607	54.063	3.653	79.51	1:22.005	2
27	9	RMT	7 Andrew WATSON	Suzuki - TEA Time Racing	7	9:48.091	55.547	1.484	79.31	1:21.856	4
28	59	RMT	8 Benn RIDGWELL	Suzuki -	7	9:48.414	55.870	0.323	79.26	1:22.149	2
29	182	RMT	9 Kyle PHILLIPS	Suzuki - Chief Safety Consultancy	7	9:51.173	58.629	2.759	78.89	1:22.940	4
30	152	RMT	10 Jason ALLEN	Suzuki -	7	9:55.890	1:03.346	4.717	78.27	1:22.476	3
31	43		19 Daniel BARFORD	Suzuki - Shawell Tuning	7	9:56.226	1:03.682	0.336	78.22	1:23.435	5
32	85		20 Andrew KITE	Ducati - Red.Rebel Racing	7	9:59.389	1:06.845	3.163	77.81	1:22.346	6
33	150		21 Anthony HEVER	-	7	9:59.710	1:07.166	0.321	77.77	1:23.108	3
34	143		22 Robert DAVIE	Suzuki -	7	10:02.192	1:09.648	2.482	77.45	1:24.138	7
35	0	RMT	11 Luke STANLEY	Suzuki - MOREMOTO	7	10:15.602	1:23.058	13.410	75.76	1:25.187	5
36	44	RMT	12 Tony PARKER	Suzuki - Emerald Elevators	6	8:56.348	1 Lap	1 Lap	74.53	1:26.807	6
37	37	R	3 Ricky WOODS	Suzuki - Des Woods	6	8:57.819	1 Lap	1.471	74.33	1:26.809	3
38	126	R	4 Damien LECHAUVE	KTM -	6	9:40.751	1 Lap	42.932	68.84	1:33.630	5

FASTEST LAP

198		Steven TOPPING	Yamaha -	6	1:15.229	88.57 mph	142.54 kph
22	R	Richard MAY	Honda - Tilehurst Glass Racing	4	1:17.733	85.71 mph	137.95 kph
89	RMT	Zi JONES	Suzuki -	7	1:20.554	82.71 mph	133.12 kph

Class - 92.5% of Race Speed = 81.01 mph
 Class R - 92.5% of Race Speed = 78.07 mph
 Class RMT - 92.5% of Race Speed = 75.03 mph

Weather / Track : Cloudy / Dry

These results are provisional until the conclusion of any judicial and technical matters.

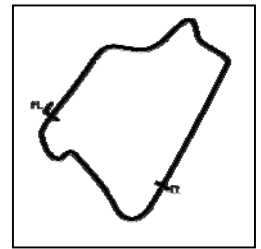
Silverstone International
 Circuit Length = 1.8508 miles
 Start: 17:20 Flag 17:29 End: 17:30

Clerk Of Course :	Timekeeper :
-------------------	--------------

BMCRC - MRO Championships 2018 - Rnd 2 @ Silverstone International

BMCRC Thunderbike Sport & BMCRC Rookie Minitwins

RACE 18 - SECTOR ANALYSIS



SECTOR 1 = FL to I1, SECTOR 2 = I1 to FL, DIFF = Difference To Personal Best Lap, P = Crossed Finish Line in Pit Lane, D = Time Disallowed

P1 198		Steven TOPPING		Yamaha -		
IDEAL LAP TIME : 1:14.992		BEST LAP TIME : 1:15.229		DIFFERENCE : 0.237		
LAP	SECTOR 1	SECTOR 2	LAP TIME	MPH	DIFF	TIME OF DAY
1 -		31.559	1:18.042	85.37	2.813	17:21:40.940
2 -	44.633	30.866	1:15.499 (2)	88.25	0.270	17:22:56.439
3 -	44.592	30.973	1:15.565	88.17	0.336	17:24:12.004
4 -	45.647	31.199	1:16.846	86.70	1.617	17:25:28.850
5 -	44.952	30.605	1:15.557 (3)	88.18	0.328	17:26:44.407
6 -	44.829	30.400	1:15.229 (1)	88.57		17:27:59.636
7 -	44.828	30.978	1:15.806	87.89	0.577	17:29:15.442

P2 6		Paul HOLDEN		Yamaha - MOREMOTO RACING		
IDEAL LAP TIME : 1:15.340		BEST LAP TIME : 1:15.352		DIFFERENCE : 0.012		
LAP	SECTOR 1	SECTOR 2	LAP TIME	MPH	DIFF	TIME OF DAY
1 -		30.704	1:17.738	85.71	2.386	17:21:40.636
2 -	45.375	30.551	1:15.926	87.75	0.574	17:22:56.562
3 -	44.895	30.702	1:15.597 (3)	88.14	0.245	17:24:12.159
4 -	45.358	30.994	1:16.352	87.26	1.000	17:25:28.511
5 -	44.980	30.507	1:15.487 (2)	88.26	0.135	17:26:43.998
6 -	44.907	30.445	1:15.352 (1)	88.42		17:27:59.350
7 -	45.113	31.084	1:16.197	87.44	0.845	17:29:15.547

P3 75		Stewart MAY		Honda - Tilehurst Glass Racing		
IDEAL LAP TIME : 1:15.376		BEST LAP TIME : 1:15.648		DIFFERENCE : 0.272		
LAP	SECTOR 1	SECTOR 2	LAP TIME	MPH	DIFF	TIME OF DAY
1 -		31.512	1:18.842	84.51	3.194	17:21:41.740
2 -	45.439	31.389	1:16.828	86.72	1.180	17:22:58.568
3 -	45.092	30.657	1:15.749 (2)	87.96	0.101	17:24:14.317
4 -	44.719	30.929	1:15.648 (1)	88.08		17:25:29.965
5 -	44.807	31.076	1:15.883 (3)	87.80	0.235	17:26:45.848
6 -	44.961	31.026	1:15.987	87.68	0.339	17:28:01.835
7 -	44.931	32.403	1:17.334	86.16	1.686	17:29:19.169

P4 47		Thomas WATSON		Yamaha - Motorsportdays.com TEA Time Racing		
IDEAL LAP TIME : 1:16.206		BEST LAP TIME : 1:16.304		DIFFERENCE : 0.098		
LAP	SECTOR 1	SECTOR 2	LAP TIME	MPH	DIFF	TIME OF DAY
1 -		32.122	1:20.562	82.70	4.258	17:21:43.460
2 -	45.761	31.300	1:17.061	86.46	0.757	17:23:00.521
3 -	45.548	32.164	1:17.712	85.74	1.408	17:24:18.233
4 -	45.636	31.101	1:16.737 (3)	86.83	0.433	17:25:34.970
5 -	45.812	31.024	1:16.836	86.72	0.532	17:26:51.806
6 -	45.259	31.045	1:16.304 (1)	87.32		17:28:08.110
7 -	45.368	30.947	1:16.315 (2)	87.31	0.011	17:29:24.425

P5 81		Malvern MAY		Ducati -		
IDEAL LAP TIME : 1:16.541		BEST LAP TIME : 1:16.678		DIFFERENCE : 0.137		
LAP	SECTOR 1	SECTOR 2	LAP TIME	MPH	DIFF	TIME OF DAY
1 -		32.123	1:20.778	82.48	4.100	17:21:43.676
2 -	45.403	31.331	1:16.734 (2)	86.83	0.056	17:23:00.410
3 -	45.550	32.466	1:18.016	85.40	1.338	17:24:18.426
4 -	45.500	31.528	1:17.028	86.50	0.350	17:25:35.454
5 -	45.352	31.714	1:17.066	86.46	0.388	17:26:52.520
6 -	45.219	31.459	1:16.678 (1)	86.89		17:28:09.198
7 -	45.572	31.322	1:16.894 (3)	86.65	0.216	17:29:26.092

P6 19		Alan RUSSELL		Tigcraft - A&R Racing		
IDEAL LAP TIME : 1:16.500		BEST LAP TIME : 1:16.545		DIFFERENCE : 0.045		
LAP	SECTOR 1	SECTOR 2	LAP TIME	MPH	DIFF	TIME OF DAY

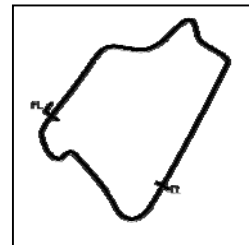
Weather / Track : Cloudy / Dry

Silverstone International
 Circuit Length = 1.8508 miles
 Start: 17:20 Flag 17:29 End: 17:30

BMCRC - MRO Championships 2018 - Rnd 2 @ Silverstone International

BMCRC Thunderbike Sport & BMCRC Rookie Minitwins

RACE 18 - SECTOR ANALYSIS



SECTOR 1 = FL to I1, SECTOR 2 = I1 to FL, DIFF = Difference To Personal Best Lap, P = Crossed Finish Line in Pit Lane, D = Time Disallowed

1 -		31.814	1:19.848	83.44	3.303	17:21:42.746
2 -	45.763	31.722	1:17.485	85.99	0.940	17:23:00.231
3 -	45.600	32.414	1:18.014	85.41	1.469	17:24:18.245
4 -	46.391	31.632	1:18.023	85.40	1.478	17:25:36.268
5 -	45.489	31.439	1:16.928 (2)	86.61	0.383	17:26:53.196
6 -	45.061	31.484	1:16.545 (1)	87.04		17:28:09.741
7 -	45.222	31.735	1:16.957 (3)	86.58	0.412	17:29:26.698

P7 67 Tony COE			Honda -			
IDEAL LAP TIME : 1:16.847		BEST LAP TIME : 1:16.977		DIFFERENCE : 0.130		
LAP	SECTOR 1	SECTOR 2	LAP TIME	MPH	DIFF	TIME OF DAY
1 -		33.093	1:23.047	80.23	6.070	17:21:45.945
2 -	46.111	32.167	1:18.278	85.12	1.301	17:23:04.223
3 -	45.990	31.963	1:17.953 (2)	85.47	0.976	17:24:22.176
4 -	46.468	31.550	1:18.018	85.40	1.041	17:25:40.194
5 -	46.547	31.629	1:18.176	85.23	1.199	17:26:58.370
6 -	46.480	31.499	1:17.979 (3)	85.44	1.002	17:28:16.349
7 -	45.348	31.629	1:16.977 (1)	86.56		17:29:33.326

P8 22 R Richard MAY			Honda - Tilehurst Glass Racing			
IDEAL LAP TIME : 1:17.559		BEST LAP TIME : 1:17.733		DIFFERENCE : 0.174		
LAP	SECTOR 1	SECTOR 2	LAP TIME	MPH	DIFF	TIME OF DAY
1 -		32.752	1:22.918	80.35	5.185	17:21:45.816
2 -	46.100	31.783	1:17.883 (2)	85.55	0.150	17:23:03.699
3 -	46.667	31.953	1:18.620	84.75	0.887	17:24:22.319
4 -	45.937	31.796	1:17.733 (1)	85.71		17:25:40.052
5 -	46.416	31.622	1:18.038 (3)	85.38	0.305	17:26:58.090
6 -	46.589	31.637	1:18.226	85.17	0.493	17:28:16.316
7 -	46.198	32.975	1:19.173	84.16	1.440	17:29:35.489

P9 84 Ricardo BRANCO			Suzuki - IMP Racing			
IDEAL LAP TIME : 1:17.562		BEST LAP TIME : 1:17.866		DIFFERENCE : 0.304		
LAP	SECTOR 1	SECTOR 2	LAP TIME	MPH	DIFF	TIME OF DAY
1 -		34.527	1:24.277	79.06	6.411	17:21:47.175
2 -	46.402	31.728	1:18.130	85.28	0.264	17:23:05.305
3 -	46.517	31.872	1:18.389	85.00	0.523	17:24:23.694
4 -	46.261	31.669	1:17.930 (3)	85.50	0.064	17:25:41.624
5 -	46.211	31.655	1:17.866 (1)	85.57		17:26:59.490
6 -	46.649	31.915	1:18.564	84.81	0.698	17:28:18.054
7 -	45.907	32.014	1:17.921 (2)	85.51	0.055	17:29:35.975

P10 20 Jose TOUCEDA			Suzuki - Cell2			
IDEAL LAP TIME : 1:17.811		BEST LAP TIME : 1:17.841		DIFFERENCE : 0.030		
LAP	SECTOR 1	SECTOR 2	LAP TIME	MPH	DIFF	TIME OF DAY
1 -		33.054	1:23.754	79.55	5.913	17:21:46.652
2 -	46.172	32.083	1:18.255 (3)	85.14	0.414	17:23:04.907
3 -	46.500	31.966	1:18.466	84.91	0.625	17:24:23.373
4 -	45.868	31.973	1:17.841 (1)	85.60		17:25:41.214
5 -	45.880	32.087	1:17.967 (2)	85.46	0.126	17:26:59.181
6 -	46.557	32.199	1:18.756	84.60	0.915	17:28:17.937
7 -	45.845	32.581	1:18.426	84.96	0.585	17:29:36.363

P11 90 Edward WATSON			Suzuki - Motorsportdays.com TEA Time Racing			
IDEAL LAP TIME : 1:18.278		BEST LAP TIME : 1:18.436		DIFFERENCE : 0.158		
LAP	SECTOR 1	SECTOR 2	LAP TIME	MPH	DIFF	TIME OF DAY
1 -		33.331	1:24.463	78.88	6.027	17:21:47.361
2 -	47.085	32.330	1:19.415	83.90	0.979	17:23:06.776
3 -	47.122	32.114	1:19.236	84.09	0.800	17:24:26.012
4 -	46.472	31.980	1:18.452 (2)	84.93	0.016	17:25:44.464

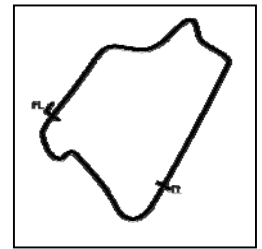
Weather / Track : Cloudy / Dry

Silverstone International
Circuit Length = 1.8508 miles
Start: 17:20 Flag 17:29 End: 17:30

BMCRC - MRO Championships 2018 - Rnd 2 @ Silverstone International

BMCRC Thunderbike Sport & BMCRC Rookie Minitwins

RACE 18 - SECTOR ANALYSIS



SECTOR 1 = FL to I1, SECTOR 2 = I1 to FL, DIFF = Difference To Personal Best Lap, P = Crossed Finish Line in Pit Lane, D = Time Disallowed

5 -	47.016	32.559	1:19.575	83.73	1.139	17:27:04.039
6 -	46.706	31.852	1:18.558 (3)	84.81	0.122	17:28:22.597
7 -	46.426	32.010	1:18.436 (1)	84.95		17:29:41.033

P12 48	Shaun WALLIS		Suzuki - Walling Tyres			
IDEAL LAP TIME : 1:18.936		BEST LAP TIME : 1:19.045	DIFFERENCE : 0.109			
LAP	SECTOR 1	SECTOR 2	LAP TIME	MPH	DIFF	TIME OF DAY
1 -		32.286	1:21.834	81.42	2.789	17:21:44.732
2 -	47.158	32.244	1:19.402 (3)	83.91	0.357	17:23:04.134
3 -	47.670	32.369	1:20.039	83.24	0.994	17:24:24.173
4 -	47.348	32.400	1:19.748	83.55	0.703	17:25:43.921
5 -	47.332	33.056	1:20.388	82.88	1.343	17:27:04.309
6 -	46.813	32.232	1:19.045 (1)	84.29		17:28:23.354
7 -	47.061	32.123	1:19.184 (2)	84.14	0.139	17:29:42.538

P13 72	Kevin MILLER		Suzuki - Mechanical Air Supplies Ltd			
IDEAL LAP TIME : 1:19.160		BEST LAP TIME : 1:19.310	DIFFERENCE : 0.150			
LAP	SECTOR 1	SECTOR 2	LAP TIME	MPH	DIFF	TIME OF DAY
1 -		33.805	1:25.604	77.83	6.294	17:21:48.502
2 -	48.456	33.661	1:22.117	81.14	2.807	17:23:10.619
3 -	47.793	32.810	1:20.603	82.66	1.293	17:24:31.222
4 -	47.038	32.272	1:19.310 (1)	84.01		17:25:50.532
5 -	46.888	32.655	1:19.543 (2)	83.76	0.233	17:27:10.075
6 -	47.300	32.527	1:19.827 (3)	83.47	0.517	17:28:29.902
7 -	47.437	32.767	1:20.204	83.07	0.894	17:29:50.106

P14 666 R	Shane BEASLEY		Kawasaki -			
IDEAL LAP TIME : 1:19.648		BEST LAP TIME : 1:19.902	DIFFERENCE : 0.254			
LAP	SECTOR 1	SECTOR 2	LAP TIME	MPH	DIFF	TIME OF DAY
1 -		34.547	1:25.392	78.03	5.490	17:21:48.290
2 -	47.929	34.204	1:22.133	81.12	2.231	17:23:10.423
3 -	47.284	34.027	1:21.311	81.94	1.409	17:24:31.734
4 -	46.613	33.836	1:20.449 (3)	82.82	0.547	17:25:52.183
5 -	46.823	33.374	1:20.197 (2)	83.08	0.295	17:27:12.380
6 -	47.206	33.350	1:20.556	82.71	0.654	17:28:32.936
7 -	46.867	33.035	1:19.902 (1)	83.39		17:29:52.838

P15 66	Mark SMITH		Yamaha - MHP EXHAUST'S			
IDEAL LAP TIME : 1:19.282		BEST LAP TIME : 1:19.665	DIFFERENCE : 0.383			
LAP	SECTOR 1	SECTOR 2	LAP TIME	MPH	DIFF	TIME OF DAY
1 -		33.706	1:26.648	76.89	6.983	17:21:49.546
2 -	48.090	34.023	1:22.113	81.14	2.448	17:23:11.659
3 -	47.467	33.387	1:20.854	82.41	1.189	17:24:32.513
4 -	48.060	32.401	1:20.461	82.81	0.796	17:25:52.974
5 -	47.119	33.159	1:20.278 (3)	83.00	0.613	17:27:13.252
6 -	46.924	33.175	1:20.099 (2)	83.18	0.434	17:28:33.351
7 -	46.881	32.784	1:19.665 (1)	83.64		17:29:53.016

P16 32	Thomas WILLIAMS		Honda -			
IDEAL LAP TIME : 1:18.905		BEST LAP TIME : 1:18.905	DIFFERENCE : 0.000			
LAP	SECTOR 1	SECTOR 2	LAP TIME	MPH	DIFF	TIME OF DAY
1 -		34.538	1:27.270	76.35	8.365	17:21:50.168
2 -	47.998	33.986	1:21.984	81.27	3.079	17:23:12.152
3 -	47.460	33.436	1:20.896	82.36	1.991	17:24:33.048
4 -	48.066	33.839	1:21.905	81.35	3.000	17:25:54.953
5 -	46.831	33.083	1:19.914 (3)	83.37	1.009	17:27:14.867
6 -	46.843	32.803	1:19.646 (2)	83.66	0.741	17:28:34.513
7 -	46.719	32.186	1:18.905 (1)	84.44		17:29:53.418

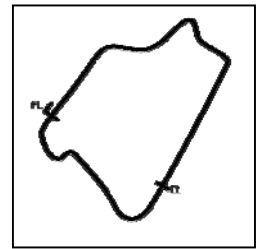
Weather / Track : Cloudy / Dry

Silverstone International
Circuit Length = 1.8508 miles
Start: 17:20 Flag 17:29 End: 17:30

BMCRC - MRO Championships 2018 - Rnd 2 @ Silverstone International

BMCRC Thunderbike Sport & BMCRC Rookie Minitwins

RACE 18 - SECTOR ANALYSIS



SECTOR 1 = FL to I1, SECTOR 2 = I1 to FL, DIFF = Difference To Personal Best Lap, P = Crossed Finish Line in Pit Lane, D = Time Disallowed

P17 93		William GILLMAN		Honda -		
IDEAL LAP TIME : 1:19.864		BEST LAP TIME : 1:19.928		DIFFERENCE : 0.064		
LAP	SECTOR 1	SECTOR 2	LAP TIME	MPH	DIFF	TIME OF DAY
1 -		34.085	1:26.453	77.07	6.525	17:21:49.351
2 -	47.776	34.347	1:22.123	81.13	2.195	17:23:11.474
3 -	47.476	33.265	1:20.741	82.52	0.813	17:24:32.215
4 -	46.970	33.309	1:20.279 (2)	83.00	0.351	17:25:52.494
5 -	47.547	33.063	1:20.610	82.66	0.682	17:27:13.104
6 -	47.513	33.089	1:20.602 (3)	82.66	0.674	17:28:33.706
7 -	47.034	32.894	1:19.928 (1)	83.36		17:29:53.634

P18 50		Paul ROBSON		Suzuki - RBProperty services & Environment Lighting		
IDEAL LAP TIME : 1:19.229		BEST LAP TIME : 1:19.666		DIFFERENCE : 0.437		
LAP	SECTOR 1	SECTOR 2	LAP TIME	MPH	DIFF	TIME OF DAY
1 -		33.543	1:27.582	76.07	7.916	17:21:50.480
2 -	48.001	33.308	1:21.309	81.94	1.643	17:23:11.789
3 -	47.921	33.016	1:20.937	82.32	1.271	17:24:32.726
4 -	48.183	32.510	1:20.693 (3)	82.57	1.027	17:25:53.419
5 -	47.488	32.509	1:19.997 (2)	83.29	0.331	17:27:13.416
6 -	48.106	32.687	1:20.793	82.47	1.127	17:28:34.209
7 -	47.925	31.741	1:19.666 (1)	83.63		17:29:53.875

P19 137 RMT		Charlie CRAWT		Suzuki - Pass Bike Motorcycle Training Ltd		
IDEAL LAP TIME : 1:20.424		BEST LAP TIME : 1:21.004		DIFFERENCE : 0.580		
LAP	SECTOR 1	SECTOR 2	LAP TIME	MPH	DIFF	TIME OF DAY
1 -		33.449	1:25.694	77.75	4.690	17:21:48.592
2 -	48.470	33.779	1:22.249	81.01	1.245	17:23:10.841
3 -	47.993	33.141	1:21.134 (2)	82.12	0.130	17:24:31.975
4 -	48.770	32.431	1:21.201 (3)	82.05	0.197	17:25:53.176
5 -	48.503	33.351	1:21.854	81.40	0.850	17:27:15.030
6 -	48.050	32.954	1:21.004 (1)	82.25		17:28:36.034
7 -	48.793	33.053	1:21.846	81.41	0.842	17:29:57.880

P20 89 RMT		Zi JONES		Suzuki -		
IDEAL LAP TIME : 1:20.458		BEST LAP TIME : 1:20.554		DIFFERENCE : 0.096		
LAP	SECTOR 1	SECTOR 2	LAP TIME	MPH	DIFF	TIME OF DAY
1 -		34.492	1:27.728	75.95	7.174	17:21:50.626
2 -	48.879	33.911	1:22.790	80.48	2.236	17:23:13.416
3 -	48.150	33.188	1:21.338	81.92	0.784	17:24:34.754
4 -	48.546	32.786	1:21.332	81.92	0.778	17:25:56.086
5 -	47.824	33.121	1:20.945 (3)	82.31	0.391	17:27:17.031
6 -	47.822	32.940	1:20.762 (2)	82.50	0.208	17:28:37.793
7 -	47.672	32.882	1:20.554 (1)	82.71		17:29:58.347

P21 92		Duncan GROVE		Yamaha -		
IDEAL LAP TIME : 1:19.515		BEST LAP TIME : 1:19.515		DIFFERENCE : 0.000		
LAP	SECTOR 1	SECTOR 2	LAP TIME	MPH	DIFF	TIME OF DAY
1 -		33.980	1:27.463	76.18	7.948	17:21:50.361
2 -	47.964	34.166	1:22.130	81.13	2.615	17:23:12.491
3 -	47.707	33.631	1:21.338	81.92	1.823	17:24:33.829
4 -	47.295	32.949	1:20.244 (2)	83.03	0.729	17:25:54.073
5 -	47.306	33.179	1:20.485 (3)	82.78	0.970	17:27:14.558
6 -	46.695	32.820	1:19.515 (1)	83.79		17:28:34.073
7 -	52.829	33.418	1:26.247	77.25	6.732	17:30:00.320

P22 73		Vincent LEWIN		Suzuki - Basset Down Balancing		
IDEAL LAP TIME : 1:19.026		BEST LAP TIME : 1:19.026		DIFFERENCE : 0.000		
LAP	SECTOR 1	SECTOR 2	LAP TIME	MPH	DIFF	TIME OF DAY
1 -		33.980	1:27.463	76.18	7.948	17:21:50.361
2 -	47.964	34.166	1:22.130	81.13	2.615	17:23:12.491
3 -	47.707	33.631	1:21.338	81.92	1.823	17:24:33.829
4 -	47.295	32.949	1:20.244 (2)	83.03	0.729	17:25:54.073
5 -	47.306	33.179	1:20.485 (3)	82.78	0.970	17:27:14.558
6 -	46.695	32.820	1:19.515 (1)	83.79		17:28:34.073
7 -	52.829	33.418	1:26.247	77.25	6.732	17:30:00.320

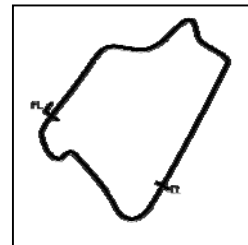
Weather / Track : Cloudy / Dry

Silverstone International
Circuit Length = 1.8508 miles
Start: 17:20 Flag 17:29 End: 17:30

BMCRC - MRO Championships 2018 - Rnd 2 @ Silverstone International

BMCRC Thunderbike Sport & BMCRC Rookie Minitwins

RACE 18 - SECTOR ANALYSIS



SECTOR 1 = FL to I1, SECTOR 2 = I1 to FL, DIFF = Difference To Personal Best Lap, P = Crossed Finish Line in Pit Lane, D = Time Disallowed

1 -		35.000	1:29.025	74.84	9.999	17:21:51.923
2 -	47.623	33.548	1:21.171	82.08	2.145	17:23:13.094
3 -	47.742	33.201	1:20.943	82.32	1.917	17:24:34.037
4 -	48.015	32.389	1:20.404 (3)	82.87	1.378	17:25:54.441
5 -	46.852	32.174	1:19.026 (1)	84.31		17:27:13.467
6 -	47.646	32.671	1:20.317 (2)	82.96	1.291	17:28:33.784
7 -	53.223	33.506	1:26.729	76.82	7.703	17:30:00.513

P23 181 RMT Robert FRANKLIN			Suzuki - RCF GARDENS			
IDEAL LAP TIME : 1:20.613		BEST LAP TIME : 1:21.191		DIFFERENCE : 0.578		
LAP	SECTOR 1	SECTOR 2	LAP TIME	MPH	DIFF	TIME OF DAY
1 -		34.288	1:30.386	73.71	9.195	17:21:53.284
2 -	48.374	32.817	1:21.191 (1)	82.06		17:23:14.475
3 -	48.919	34.460	1:23.379	79.91	2.188	17:24:37.854
4 -	48.456	33.345	1:21.801	81.45	0.610	17:25:59.655
5 -	48.411	33.550	1:21.961	81.29	0.770	17:27:21.616
6 -	49.019	32.239	1:21.258 (2)	82.00	0.067	17:28:42.874
7 -	49.144	32.409	1:21.553 (3)	81.70	0.362	17:30:04.427

P24 10 RMT Ashley MITCHELL			Suzuki -			
IDEAL LAP TIME : 1:21.145		BEST LAP TIME : 1:21.154		DIFFERENCE : 0.009		
LAP	SECTOR 1	SECTOR 2	LAP TIME	MPH	DIFF	TIME OF DAY
1 -		33.630	1:29.740	74.24	8.586	17:21:52.638
2 -	48.478	33.148	1:21.626 (3)	81.63	0.472	17:23:14.264
3 -	48.339	32.815	1:21.154 (1)	82.10		17:24:35.418
4 -	48.330	33.080	1:21.410 (2)	81.84	0.256	17:25:56.828
5 -	49.304	33.092	1:22.396	80.86	1.242	17:27:19.224
6 -	49.246	33.861	1:23.107	80.17	1.953	17:28:42.331
7 -	49.708	33.306	1:23.014	80.26	1.860	17:30:05.345

P25 62 RMT Ben MITCHELL			Suzuki -			
IDEAL LAP TIME : 1:21.308		BEST LAP TIME : 1:21.381		DIFFERENCE : 0.073		
LAP	SECTOR 1	SECTOR 2	LAP TIME	MPH	DIFF	TIME OF DAY
1 -		34.511	1:32.222	72.25	10.841	17:21:55.120
2 -	48.865	33.577	1:22.442	80.82	1.061	17:23:17.562
3 -	48.233	33.361	1:21.594 (3)	81.66	0.213	17:24:39.156
4 -	48.457	33.349	1:21.806	81.45	0.425	17:26:00.962
5 -	48.194	33.187	1:21.381 (1)	81.87		17:27:22.343
6 -	48.121	33.354	1:21.475 (2)	81.78	0.094	17:28:43.818
7 -	48.465	33.569	1:22.034	81.22	0.653	17:30:05.852

P26 145 RMT Stuart JARVIS			Suzuki - STREETWORK SOLUTIONS LTD			
IDEAL LAP TIME : 1:21.901		BEST LAP TIME : 1:22.005		DIFFERENCE : 0.104		
LAP	SECTOR 1	SECTOR 2	LAP TIME	MPH	DIFF	TIME OF DAY
1 -		34.042	1:31.645	72.70	9.640	17:21:54.543
2 -	48.875	33.130	1:22.005 (1)	81.25		17:23:16.548
3 -	49.230	33.026	1:22.256 (3)	81.00	0.251	17:24:38.804
4 -	48.938	33.742	1:22.680	80.59	0.675	17:26:01.484
5 -	48.881	33.219	1:22.100 (2)	81.15	0.095	17:27:23.584
6 -	49.002	33.804	1:22.806	80.46	0.801	17:28:46.390
7 -	49.524	33.591	1:23.115	80.16	1.110	17:30:09.505

P27 9 RMT Andrew WATSON			Suzuki - TEA Time Racing			
IDEAL LAP TIME : 1:20.997		BEST LAP TIME : 1:21.856		DIFFERENCE : 0.859		
LAP	SECTOR 1	SECTOR 2	LAP TIME	MPH	DIFF	TIME OF DAY
1 -		34.615	1:30.881	73.31	9.025	17:21:53.779
2 -	48.675	33.220	1:21.895 (2)	81.36	0.039	17:23:15.674
3 -	47.777	34.191	1:21.968 (3)	81.29	0.112	17:24:37.642
4 -	48.409	33.447	1:21.856 (1)	81.40		17:25:59.498

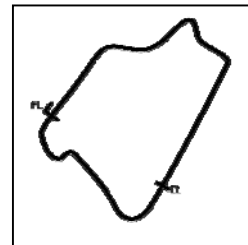
Weather / Track : Cloudy / Dry

Silverstone International
Circuit Length = 1.8508 miles
Start: 17:20 Flag 17:29 End: 17:30

BMCRC - MRO Championships 2018 - Rnd 2 @ Silverstone International

BMCRC Thunderbike Sport & BMCRC Rookie Minitwins

RACE 18 - SECTOR ANALYSIS



SECTOR 1 = FL to I1, SECTOR 2 = I1 to FL, DIFF = Difference To Personal Best Lap, P = Crossed Finish Line in Pit Lane, D = Time Disallowed

5 -	48.202	33.786	1:21.988	81.27	0.132	17:27:21.486
6 -	48.782	33.298	1:22.080	81.17	0.224	17:28:43.566
7 -	48.877	38.546	1:27.423	76.21	5.567	17:30:10.989

P28	59 RMT	Benn RIDGWELL	Suzuki -			
IDEAL LAP TIME : 1:22.149		BEST LAP TIME : 1:22.149		DIFFERENCE : 0.000		
LAP	SECTOR 1	SECTOR 2	LAP TIME	MPH	DIFF	TIME OF DAY
1 -		33.979	1:28.916	74.93	6.767	17:21:51.814
2 -	48.786	33.363	1:22.149 (1)	81.11		17:23:13.963
3 -	49.265	34.279	1:23.544	79.75	1.395	17:24:37.507
4 -	49.619	34.175	1:23.794	79.51	1.645	17:26:01.301
5 -	49.835	33.707	1:23.542	79.75	1.393	17:27:24.843
6 -	49.594	33.680	1:23.274 (3)	80.01	1.125	17:28:48.117
7 -	49.092	34.103	1:23.195 (2)	80.09	1.046	17:30:11.312

P29	182 RMT	Kyle PHILLIPS	Suzuki - Chief Safety Consultancy			
IDEAL LAP TIME : 1:22.642		BEST LAP TIME : 1:22.940		DIFFERENCE : 0.298		
LAP	SECTOR 1	SECTOR 2	LAP TIME	MPH	DIFF	TIME OF DAY
1 -		34.681	1:30.048	73.99	7.108	17:21:52.946
2 -	49.654	33.856	1:23.510	79.78	0.570	17:23:16.456
3 -	49.773	33.757	1:23.530	79.77	0.590	17:24:39.986
4 -	49.228	33.712	1:22.940 (1)	80.33		17:26:02.926
5 -	49.673	33.788	1:23.461 (3)	79.83	0.521	17:27:26.387
6 -	49.252	33.797	1:23.049 (2)	80.23	0.109	17:28:49.436
7 -	48.930	35.705	1:24.635	78.72	1.695	17:30:14.071

P30	152 RMT	Jason ALLEN	Suzuki -			
IDEAL LAP TIME : 1:22.294		BEST LAP TIME : 1:22.476		DIFFERENCE : 0.182		
LAP	SECTOR 1	SECTOR 2	LAP TIME	MPH	DIFF	TIME OF DAY
1 -		36.288	1:34.491	70.51	12.015	17:21:57.389
2 -	49.592	34.114	1:23.706	79.60	1.230	17:23:21.095
3 -	48.821	33.655	1:22.476 (1)	80.78		17:24:43.571
4 -	49.071	34.092	1:23.163 (3)	80.12	0.687	17:26:06.734
5 -	48.639	33.863	1:22.502 (2)	80.76	0.026	17:27:29.236
6 -	50.108	34.527	1:24.635	78.72	2.159	17:28:53.871
7 -	50.247	34.670	1:24.917	78.46	2.441	17:30:18.788

P31	43	Daniel BARFORD	Suzuki - Shawell Tuning			
IDEAL LAP TIME : 1:23.435		BEST LAP TIME : 1:23.435		DIFFERENCE : 0.000		
LAP	SECTOR 1	SECTOR 2	LAP TIME	MPH	DIFF	TIME OF DAY
1 -		34.765	1:31.580	72.75	8.145	17:21:54.478
2 -	50.091	34.050	1:24.141 (3)	79.19	0.706	17:23:18.619
3 -	49.778	34.002	1:23.780 (2)	79.53	0.345	17:24:42.399
4 -	50.108	34.619	1:24.727	78.64	1.292	17:26:07.126
5 -	49.667	33.768	1:23.435 (1)	79.86		17:27:30.561
6 -	50.172	34.158	1:24.330	79.01	0.895	17:28:54.891
7 -	49.737	34.496	1:24.233	79.10	0.798	17:30:19.124

P32	85	Andrew KITE	Ducati - Red Rebel Racing			
IDEAL LAP TIME : 1:22.038		BEST LAP TIME : 1:22.346		DIFFERENCE : 0.308		
LAP	SECTOR 1	SECTOR 2	LAP TIME	MPH	DIFF	TIME OF DAY
1 -		36.693	1:35.545	69.73	13.199	17:21:58.443
2 -	48.985	36.071	1:25.056	78.33	2.710	17:23:23.499
3 -	48.848	35.301	1:24.149	79.18	1.803	17:24:47.648
4 -	48.627	35.155	1:23.782 (3)	79.53	1.436	17:26:11.430
5 -	48.462	34.517	1:22.979 (2)	80.30	0.633	17:27:34.409
6 -	48.000	34.346	1:22.346 (1)	80.91		17:28:56.755
7 -	47.692	37.840	1:25.532	77.90	3.186	17:30:22.287

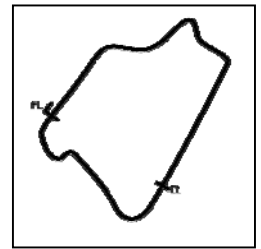
Weather / Track : Cloudy / Dry

Silverstone International
Circuit Length = 1.8508 miles
Start: 17:20 Flag 17:29 End: 17:30

BMCRC - MRO Championships 2018 - Rnd 2 @ Silverstone International

BMCRC Thunderbike Sport & BMCRC Rookie Minitwins

RACE 18 - SECTOR ANALYSIS



SECTOR 1 = FL to I1, SECTOR 2 = I1 to FL, DIFF = Difference To Personal Best Lap, P = Crossed Finish Line in Pit Lane, D = Time Disallowed

P33 150		Anthony HEVER		-		
IDEAL LAP TIME : 1:22.813		BEST LAP TIME : 1:23.108		DIFFERENCE : 0.295		
LAP	SECTOR 1	SECTOR 2	LAP TIME	MPH	DIFF	TIME OF DAY
1 -		35.014	1:34.757	70.31	11.649	17:21:57.655
2 -	49.893	34.389	1:24.282	79.05	1.174	17:23:21.937
3 -	49.344	33.764	1:23.108 (1)	80.17		17:24:45.045
4 -	50.129	34.631	1:24.760	78.61	1.652	17:26:09.805
5 -	49.787	33.469	1:23.256 (2)	80.03	0.148	17:27:33.061
6 -	50.160	34.020	1:24.180 (3)	79.15	1.072	17:28:57.241
7 -	49.643	35.724	1:25.367	78.05	2.259	17:30:22.608

P34 143		Robert DAVIE		Suzuki -		
IDEAL LAP TIME : 1:24.030		BEST LAP TIME : 1:24.138		DIFFERENCE : 0.108		
LAP	SECTOR 1	SECTOR 2	LAP TIME	MPH	DIFF	TIME OF DAY
1 -		35.478	1:33.307	71.41	9.169	17:21:56.205
2 -	49.847	34.782	1:24.629 (3)	78.73	0.491	17:23:20.834
3 -	49.721	35.113	1:24.834	78.54	0.696	17:24:45.668
4 -	50.488	35.463	1:25.951	77.52	1.813	17:26:11.619
5 -	50.087	34.799	1:24.886	78.49	0.748	17:27:36.505
6 -	49.600	34.847	1:24.447 (2)	78.90	0.309	17:29:00.952
7 -	49.708	34.430	1:24.138 (1)	79.19		17:30:25.090

P35 0 RMT		Luke STANLEY		Suzuki - MOREMOTO		
IDEAL LAP TIME : 1:24.888		BEST LAP TIME : 1:25.187		DIFFERENCE : 0.299		
LAP	SECTOR 1	SECTOR 2	LAP TIME	MPH	DIFF	TIME OF DAY
1 -		36.736	1:36.554	69.00	11.367	17:21:59.452
2 -	51.815	36.242	1:28.057	75.66	2.870	17:23:27.509
3 -	50.786	35.966	1:26.752	76.80	1.565	17:24:54.261
4 -	52.262	35.890	1:28.152	75.58	2.965	17:26:22.413
5 -	50.347	34.840	1:25.187 (1)	78.21		17:27:47.600
6 -	50.327	35.231	1:25.558 (3)	77.87	0.371	17:29:13.158
7 -	50.048	35.294	1:25.342 (2)	78.07	0.155	17:30:38.500

P36 44 RMT		Tony PARKER		Suzuki - Emerald Elevators		
IDEAL LAP TIME : 1:26.807		BEST LAP TIME : 1:26.807		DIFFERENCE : 0.000		
LAP	SECTOR 1	SECTOR 2	LAP TIME	MPH	DIFF	TIME OF DAY
1 -		36.453	1:35.817	69.54	9.010	17:21:58.715
2 -	52.620	36.833	1:29.453	74.48	2.646	17:23:28.168
3 -	51.885	36.358	1:28.243 (3)	75.51	1.436	17:24:56.411
4 -	51.949	36.515	1:28.464	75.32	1.657	17:26:24.875
5 -	52.123	35.441	1:27.564 (2)	76.09	0.757	17:27:52.439
6 -	51.377	35.430	1:26.807 (1)	76.75		17:29:19.246

P37 37 R		Ricky WOODS		Suzuki - Des Woods		
IDEAL LAP TIME : 1:26.809		BEST LAP TIME : 1:26.809		DIFFERENCE : 0.000		
LAP	SECTOR 1	SECTOR 2	LAP TIME	MPH	DIFF	TIME OF DAY
1 -		36.571	1:36.924	68.74	10.115	17:21:59.822
2 -	51.088	35.962	1:27.050 (2)	76.54	0.241	17:23:26.872
3 -	51.037	35.772	1:26.809 (1)	76.75		17:24:53.681
4 -	52.597	36.706	1:29.303	74.61	2.494	17:26:22.984
5 -	52.095	36.008	1:28.103 (3)	75.62	1.294	17:27:51.087
6 -	53.054	36.576	1:29.630	74.34	2.821	17:29:20.717

P38 126 R		Damien LECHAUVE		KTM -		
IDEAL LAP TIME : 1:33.630		BEST LAP TIME : 1:33.630		DIFFERENCE : 0.000		
LAP	SECTOR 1	SECTOR 2	LAP TIME	MPH	DIFF	TIME OF DAY
1 -		38.771	1:42.497	65.00	8.867	17:22:05.395
2 -	58.491	39.784	1:38.275	67.80	4.645	17:23:43.670

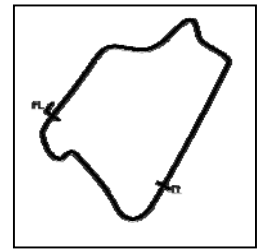
Weather / Track : Cloudy / Dry

Silverstone International
Circuit Length = 1.8508 miles
Start: 17:20 Flag 17:29 End: 17:30

BMCRC - MRO Championships 2018 - Rnd 2 @ Silverstone International

BMCRC Thunderbike Sport & BMCRC Rookie Minitwins

RACE 18 - SECTOR ANALYSIS



SECTOR 1 = FL to I1, SECTOR 2 = I1 to FL, DIFF = Difference To Personal Best Lap, P = Crossed Finish Line in Pit Lane, D = Time Disallowed

3 -	57.651	39.296	1:36.947	68.73	3.317	17:25:20.617
4 -	57.290	38.028	1:35.318 (3)	69.90	1.688	17:26:55.935
5 -	55.925	37.705	1:33.630 (1)	71.16		17:28:29.565
6 -	55.926	38.158	1:34.084 (2)	70.82	0.454	17:30:03.649

BMCRC - MRO Championships 2018 - Rnd 2 @ Silverstone International

BMCRC Thunderbike Sport & BMCRC Rookie Minitwins

RACE 18 - BEST SECTORS

SECTOR 1			SECTOR 2			IDEAL / BEST COMPARISON						
POS	NO	NAME	TIME	NO	NAME	TIME	POS	NO	NAME	IDEAL	BEST	DIFF
									PERFECT LAP	1:14.992		
1	198	TOPPING	44.592	198	TOPPING	30.400	1	198	TOPPING	1:14.992	1:15.229	0.237
2	75	MAY	44.719	6	HOLDEN	30.445	2	6	HOLDEN	1:15.340	1:15.352	0.012
3	6	HOLDEN	44.895	75	MAY	30.657	3	75	MAY	1:15.376	1:15.648	0.272
4	19	RUSSELL	45.061	47	WATSON	30.947	4	47	WATSON	1:16.206	1:16.304	0.098
5	81	MAY	45.219	81	MAY	31.322	5	19	RUSSELL	1:16.500	1:16.545	0.045
6	47	WATSON	45.259	19	RUSSELL	31.439	6	81	MAY	1:16.541	1:16.678	0.137
7	67	COE	45.348	67	COE	31.499	7	67	COE	1:16.847	1:16.977	0.130
8	20	TOUCEDA	45.845	22	MAY	31.622	8	22	MAY	1:17.559	1:17.733	0.174
9	84	BRANCO	45.907	84	BRANCO	31.655	9	84	BRANCO	1:17.562	1:17.866	0.304
10	22	MAY	45.937	50	ROBSON	31.741	10	20	TOUCEDA	1:17.811	1:17.841	0.030
11	90	WATSON	46.426	90	WATSON	31.852	11	90	WATSON	1:18.278	1:18.436	0.158
12	666	BEASLEY	46.613	20	TOUCEDA	31.966	12	32	WILLIAMS	1:18.905	1:18.905	0.000
13	92	GROVE	46.695	48	WALLIS	32.123	13	48	WALLIS	1:18.936	1:19.045	0.109
14	32	WILLIAMS	46.719	73	LEWIN	32.174	14	73	LEWIN	1:19.026	1:19.026	0.000
15	48	WALLIS	46.813	32	WILLIAMS	32.186	15	72	MILLER	1:19.160	1:19.310	0.150
16	73	LEWIN	46.852	181	FRANKLIN	32.239	16	50	ROBSON	1:19.229	1:19.666	0.437
17	66	SMITH	46.881	72	MILLER	32.272	17	66	SMITH	1:19.282	1:19.665	0.383
18	72	MILLER	46.888	66	SMITH	32.401	18	92	GROVE	1:19.515	1:19.515	0.000
19	93	GILLMAN	46.970	137	CRAWT	32.431	19	666	BEASLEY	1:19.648	1:19.902	0.254
20	50	ROBSON	47.488	89	JONES	32.786	20	93	GILLMAN	1:19.864	1:19.928	0.064
21	89	JONES	47.672	10	MITCHELL	32.815	21	137	CRAWT	1:20.424	1:21.004	0.580
22	85	KITE	47.692	92	GROVE	32.820	22	89	JONES	1:20.458	1:20.554	0.096
23	9	WATSON	47.777	93	GILLMAN	32.894	23	181	FRANKLIN	1:20.613	1:21.191	0.578
24	137	CRAWT	47.993	145	JARVIS	33.026	24	9	WATSON	1:20.997	1:21.856	0.859
25	62	MITCHELL	48.121	666	BEASLEY	33.035	25	10	MITCHELL	1:21.145	1:21.154	0.009
26	10	MITCHELL	48.330	62	MITCHELL	33.187	26	62	MITCHELL	1:21.308	1:21.381	0.073
27	181	FRANKLIN	48.374	9	WATSON	33.220	27	145	JARVIS	1:21.901	1:22.005	0.104
28	152	ALLEN	48.639	59	RIDGWELL	33.363	28	85	KITE	1:22.038	1:22.346	0.308
29	59	RIDGWELL	48.786	150	HEVER	33.469	29	59	RIDGWELL	1:22.149	1:22.149	0.000
30	145	JARVIS	48.875	152	ALLEN	33.655	30	152	ALLEN	1:22.294	1:22.476	0.182
31	182	PHILLIPS	48.930	182	PHILLIPS	33.712	31	182	PHILLIPS	1:22.642	1:22.940	0.298
32	150	HEVER	49.344	43	BARFORD	33.768	32	150	HEVER	1:22.813	1:23.108	0.295
33	143	DAVIE	49.600	85	KITE	34.346	33	43	BARFORD	1:23.435	1:23.435	0.000
34	43	BARFORD	49.667	143	DAVIE	34.430	34	143	DAVIE	1:24.030	1:24.138	0.108
35	0	STANLEY	50.048	0	STANLEY	34.840	35	0	STANLEY	1:24.888	1:25.187	0.299
36	37	WOODS	51.037	44	PARKER	35.430	36	44	PARKER	1:26.807	1:26.807	0.000
37	44	PARKER	51.377	37	WOODS	35.772	37	37	WOODS	1:26.809	1:26.809	0.000
38	126	LECHAUVE	55.925	126	LECHAUVE	37.705	38	126	LECHAUVE	1:33.630	1:33.630	0.000

Weather / Track : Cloudy / Dry

Results can be found at www.tsl-timing.com

Silverstone International
 Circuit Length = 1.8508 miles
 Start: 17:20 Flag 17:29 End: 17:30

Printed - 17:34 Saturday, 07 April 2018

BMCRC - MRO Championships 2018 - Rnd 2 @ Silverstone International



BMCRC Thunderbike Sport & BMCRC Rookie Minitwins

RACE 9 - GRID (9 Laps)

ROW 14	42	155	Richard HARRIS	41	131	Christopher EVANS	40	147	Matthew MAY	
ROW 13		39	60	Adam RIDGWELL	38	126	Damien LECHAUVE	37	37	Ricky WOODS
ROW 12		36	44	Tony PARKER	35	0	Luke STANLEY	34	143	Robert DAVIE
ROW 11		33	43	Daniel BARFORD	32	150	Anthony HEVER	31	182	Kyle PHILLIPS
ROW 10		30	152	Jason ALLEN	29	85	Andrew KITE	28	59	Benn RIDGWELL
ROW 9		27	145	Stuart JARVIS	26	9	Andrew WATSON	25	62	Ben MITCHELL
ROW 8		24	181	Robert FRANKLIN	23	10	Ashley MITCHELL	22	137	Charlie CRAWT
ROW 7		21	89	Zi JONES	20	93	William GILLMAN	19	666	Shane BEASLEY
ROW 6		18	50	Paul ROBSON	17	66	Mark SMITH	16	92	Duncan GROVE
ROW 5		15	72	Kevin MILLER	14	48	Shaun WALLIS	13	73	Vincent LEWIN
ROW 4		12	32	Thomas WILLIAMS	11	90	Edward WATSON	10	84	Ricardo BRANCO
ROW 3		9	20	Jose TOUCEDA	8	22	Richard MAY	7	67	Tony COE
ROW 2		6	81	Malvern MAY	5	19	Alan RUSSELL	4	47	Thomas WATSON
ROW 1		3	75	Stewart MAY	2	6	Paul HOLDEN	1	198	Steven TOPPING
										Pole

Silverstone International
Circuit Length = 1.8508 miles

These results are provisional until the conclusion of any judicial and technical matters.

Clerk Of Course :	Timekeeper :
-------------------	--------------

BMCRC - MRO Championships 2018 - Rnd 2 @ Silverstone International



BMCRC Thunderbike Sport & BMCRC Rookie Minitwins

RACE 9 - CLASSIFICATION

POS	NO	CL	PIC NAME	ENTRY	LAPS	TIME	GAP	DIFF	MPH	BEST	ON
1	81		1 Malvern MAY	Ducati -	8	11:23.474			77.99	1:23.110	7
2	47		2 Thomas WATSON	Yamaha - Motorsportdays.com TEA Time Racing	8	11:24.473	0.999	0.999	77.87	1:24.308	5
3	75		3 Stewart MAY	Honda - Tilehurst Glass Racing	8	11:24.950	1.476	0.477	77.82	1:23.470	6
4	6		4 Paul HOLDEN	Yamaha - MOREMOTO RACING	8	11:30.846	7.372	5.896	77.16	1:24.957	7
5	84		5 Ricardo BRANCO	Suzuki - IMP Racing	8	11:40.768	17.294	9.922	76.06	1:26.065	8
6	90		6 Edward WATSON	Suzuki - Motorsportdays.com TEA Time Racing	8	11:47.860	24.386	7.092	75.30	1:26.549	6
7	19		7 Alan RUSSELL	Tigcraft - A&R Racing	7	10:27.639	1 Lap	1 Lap	74.31	1:27.103	6
8	22	R	1 Richard MAY	Honda - Tilehurst Glass Racing	7	10:29.909	1 Lap	2.270	74.04	1:27.148	7
9	145	RMT	1 Stuart JARVIS	Suzuki - STREETWORK SOLUTIONS LTD	7	10:34.739	1 Lap	4.830	73.48	1:28.196	3
10	67		8 Tony COE	Honda -	7	10:34.849	1 Lap	0.110	73.47	1:28.192	4
11	50		9 Paul ROBSON	Suzuki - RBProperty services & Environment Lightin	7	10:35.908	1 Lap	1.059	73.34	1:27.880	7
12	137	RMT	2 Charlie CRAWT	Suzuki - Pass Bike Motorcycle Training Ltd	7	10:36.656	1 Lap	0.748	73.26	1:27.117	7
13	48		10 Shaun WALLIS	Suzuki - Watling Tyres	7	10:41.633	1 Lap	4.977	72.69	1:29.883	7
14	59	RMT	3 Benn RIDGWELL	Suzuki -	7	10:44.797	1 Lap	3.164	72.33	1:29.781	2
15	181	RMT	4 Robert FRANKLIN	Suzuki - RCF GARDENS	7	10:45.066	1 Lap	0.269	72.30	1:27.279	6
16	9	RMT	5 Andrew WATSON	Suzuki - TEA Time Racing	7	10:45.785	1 Lap	0.719	72.22	1:27.830	6
17	66		11 Mark SMITH	Yamaha - MHP EXHAUST S	7	10:46.930	1 Lap	1.145	72.09	1:30.383	4
18	666	R	2 Shane BEASLEY	Kawasaki -	7	10:52.881	1 Lap	5.951	71.44	1:29.962	6
19	32		12 Thomas WILLIAMS	Honda -	7	10:53.011	1 Lap	0.130	71.42	1:29.625	6
20	131	RMT	6 Christopher EVANS	Suzuki - Andesign	7	10:53.069	1 Lap	0.058	71.42	1:29.187	6
21	182	RMT	7 Kyle PHILLIPS	Suzuki - Chief Safety Consultancy	7	11:07.910	1 Lap	14.841	69.83	1:30.784	5
22	143		13 Robert DAVIE	Suzuki -	7	11:17.755	1 Lap	9.845	68.81	1:34.058	7
23	62	RMT	8 Ben MITCHELL	Suzuki -	7	11:18.335	1 Lap	0.580	68.76	1:31.804	7
24	93		14 William GILLMAN	Honda -	7	11:22.087	1 Lap	3.752	68.38	1:35.269	7
25	44	RMT	9 Tony PARKER	Suzuki - Emerald Elevators	7	11:22.265	1 Lap	0.178	68.36	1:33.752	6
26	85		15 Andrew KITE	Ducati - Red Rebel Racing	7	11:22.758	1 Lap	0.493	68.31	1:33.851	6
27	92		16 Duncan GROVE	Yamaha -	7	11:24.195	1 Lap	1.437	68.17	1:32.234	7
28	0	RMT	10 Luke STANLEY	Suzuki - MOREMOTO	7	11:39.620	1 Lap	15.425	66.66	1:36.220	7
29	126	R	3 Damien LECHAUVE	KTM -	6	10:26.081	2 Laps	1 Lap	63.85	1:40.226	3

NOT CLASSIFIED

DNF	198		Steven TOPPING	Yamaha -	8	11:24.471	0.997	0.000	77.87	1:23.490	7
DNF	89	RMT	Zi JONES	Suzuki -	6	9:09.639	2 Laps	2 Laps	72.73	1:27.620	6
DNF	10	RMT	Ashley MITCHELL	Suzuki -	6	9:10.786	2 Laps	1.147	72.58	1:27.612	6
DNF	37	R	Ricky WOODS	Suzuki - Des Woods	5	8:00.266	3 Laps	1 Lap	69.37	1:32.906	4
DNF	147	R	Matthew MAY	Kawasaki - Tilehurst Glass Racing	4	11:28.123	4 Laps	1 Lap	38.73	1:39.780	3
DNF	152	RMT	Jason ALLEN	Suzuki -	3	4:52.413	5 Laps	1 Lap	68.36	1:32.016	3
DNF	72		Kevin MILLER	Suzuki - Mechanical Air Supplies Ltd	1	1:38.995	7 Laps	2 Laps	67.30		
DNF	43		Daniel BARFORD	Suzuki - Shawell Tuning	1	1:41.895	7 Laps	2.900	65.39		
DNF	20		Jose TOUCEDA	Suzuki - Cell2	0						

FASTEST LAP

81			Malvern MAY	Ducati -	7	1:23.110		80.17 mph	129.02 kph
137	RMT		Charlie CRAWT	Suzuki - Pass Bike Motorcycle Training Ltd	7	1:27.117		76.48 mph	123.09 kph
22	R		Richard MAY	Honda - Tilehurst Glass Racing	7	1:27.148		76.45 mph	123.04 kph

Class - 92.5% of Race Speed = 72.14 mph
 Class R - 92.5% of Race Speed = 68.48 mph
 Class RMT - 92.5% of Race Speed = 67.96 mph

Weather / Track : Rain / Wet

These results are provisional until the conclusion of any judicial and technical matters.

Silverstone International
 Circuit Length = 1.8508 miles
 Start: 12:53 Flag 13:03 End: 13:06

Clerk Of Course :	Timekeeper :
-------------------	--------------

BMCRC - MRO Championships 2018 - Rnd 2 @ Silverstone International

BMCRC Thunderbike Sport & BMCRC Rookie Minitwins

RACE 9 - LAP CHART

LAP 1 @ 12:54:37.005

NO	BEHIND	LAP TIME
47		1:29.310
198	0.542	1:29.852
75	0.765	1:30.075
6	1.316	1:30.626
81	2.041	1:31.351
84	4.455	1:33.765
19	4.694	1:34.004
90	5.755	1:35.065
22	6.667	1:35.977
48	6.943	1:36.253
67	7.677	1:36.987
72	9.685	1:38.995
137	9.882	1:39.192
59	10.135	1:39.445
145	10.563	1:39.873
66	10.959	1:40.269
50	11.234	1:40.544
10	11.494	1:40.804
93	12.510	1:41.820
43	12.585	1:41.895
89	12.873	1:42.183
9	13.367	1:42.677
666	13.498	1:42.808
32	13.970	1:43.280
181	14.242	1:43.552
182	14.374	1:43.684
131	15.561	1:44.871
92	16.225	1:45.535
152	16.337	1:45.647
44	16.545	1:45.855
37	16.573	1:45.883
143	17.002	1:46.312
85	18.767	1:48.077
62	19.231	1:48.541
0	21.248	1:50.558
126	21.475	1:50.785
147	21.947	1:51.257

LAP 2 @ 12:56:02.764

NO	BEHIND	LAP TIME
198		1:25.217
47	0.466	1:26.225
6	1.111	1:25.554
75	1.513	1:26.507
81	2.832	1:26.550
84	5.995	1:27.299
90	8.878	1:28.882
22	11.550	1:30.642
19	11.929	1:32.994
48	12.788	1:31.604
67	12.994	1:31.076
145	13.692	1:28.888
59	14.157	1:29.781
137	15.021	1:30.898
50	15.462	1:29.987
66	16.922	1:31.722
10	17.670	1:31.935
89	18.498	1:31.384
9	19.764	1:32.156
181	21.868	1:33.385
666	22.206	1:34.467
182	22.444	1:33.829

Weather / Track : Rain / Wet

Results can be found at www.tsl-timing.com

32	23.055	1:34.844
131	23.377	1:33.575
37	23.880	1:33.066
152	25.328	1:34.750
93	25.815	1:39.064
143	29.004	1:37.761
44	30.997	1:40.211
85	31.333	1:38.325
62	31.469	1:37.997
126	36.141	1:40.425
147	36.759	1:40.571
0	37.092	1:41.603
92	38.928	1:48.462

LAP 3 @ 12:57:28.715

NO	BEHIND	LAP TIME
47		1:25.485
198	0.494	1:26.445
6	0.777	1:25.617
75	0.996	1:25.434
81	1.753	1:24.872
84	6.723	1:26.679
90	10.495	1:27.568
19	14.320	1:28.342
22	15.668	1:30.069
145	15.937	1:28.196
67	16.815	1:29.772
48	17.895	1:31.058
59	18.357	1:30.151
137	19.519	1:30.449
50	20.195	1:30.684
89	21.935	1:29.388
10	22.490	1:30.771
66	22.740	1:31.769
9	26.972	1:33.159
182	27.628	1:31.135
181	28.484	1:32.567
131	30.370	1:32.944
666	30.694	1:34.439
32	31.233	1:34.129
152	31.393	1:32.016
37	32.003	1:34.074
93	37.138	1:37.274
143	37.560	1:34.507
44	40.896	1:35.850
62	41.219	1:35.701
85	43.482	1:38.100
0	49.006	1:37.865
92	49.627	1:36.650
126	50.416	1:40.226
147	50.588	1:39.780

LAP 4 @ 12:58:53.898

NO	BEHIND	LAP TIME
198		1:24.689
47	0.027	1:25.210
6	0.638	1:25.044
75	1.713	1:25.900
81	2.205	1:25.635
84	8.557	1:27.017
90	12.798	1:27.486
19	17.329	1:28.192
22	19.180	1:28.695
145	19.386	1:28.632

67	19.824	1:28.192
48	23.944	1:31.232
50	24.279	1:29.267
59	24.591	1:31.417
137	25.058	1:30.722
89	25.311	1:28.559
66	27.940	1:30.383
10	28.308	1:31.001
9	33.361	1:31.572
181	33.578	1:30.277
666	35.523	1:30.012
182	35.751	1:33.306
131	36.620	1:31.433
32	36.881	1:30.831
37	39.726	1:32.906
93	48.799	1:36.844
143	48.916	1:36.539
62	50.362	1:34.326
44	51.497	1:35.784
85	53.875	1:35.576
92	1:00.246	1:35.802
0	1:02.399	1:38.576
126	1:12.699	1:47.466

LAP 5 @ 13:00:18.233

NO	BEHIND	LAP TIME
47		1:24.308
198	0.943	1:25.278
6	1.270	1:24.967
81	1.781	1:23.911
75	2.141	1:24.763
84	11.524	1:27.302
90	16.520	1:28.057
19	21.771	1:28.777
22	24.106	1:29.261
67	25.298	1:29.809
145	25.664	1:30.613
50	29.398	1:29.454
48	30.728	1:31.119
137	31.407	1:30.684
89	31.481	1:30.505
59	31.868	1:31.612
10	32.636	1:28.663
66	34.434	1:30.829
181	37.864	1:28.621
9	38.547	1:29.521
666	41.961	1:30.773
182	42.200	1:30.784
32	42.492	1:29.946
131	43.336	1:31.051
37	49.728	1:34.337
143	58.722	1:34.141
93	1:00.911	1:36.447
62	1:01.181	1:35.154
44	1:02.821	1:35.659
85	1:04.361	1:34.821
92	1:09.005	1:33.094
0	1:15.675	1:37.611

LAP 6 @ 13:01:42.656

NO	BEHIND	LAP TIME
47		1:24.423
198	0.829	1:24.309
75	1.188	1:23.470

81	1.665	1:24.307
6	2.284	1:25.437
126	1 Lap	1:44.721
84	13.212	1:26.111
90	18.646	1:26.549
19	24.451	1:27.103
22	27.800	1:28.117
67	30.000	1:29.125
145	30.067	1:28.826
50	33.067	1:28.092
137	34.578	1:27.594
89	34.678	1:27.620
10	35.825	1:27.612
48	36.789	1:30.484
59	37.786	1:30.341
66	40.441	1:30.430
181	40.720	1:27.279
9	41.954	1:27.830
666	47.500	1:29.962
32	47.694	1:29.625
131	48.100	1:29.187
182	58.788	1:41.011
143	1:08.736	1:34.437
62	1:11.570	1:34.812
93	1:11.857	1:35.369
44	1:12.150	1:33.752
85	1:13.789	1:33.851
92	1:17.000	1:32.418

LAP 7 @ 13:03:06.975

NO	BEHIND	LAP TIME
198		1:23.490
47	0.188	1:24.507
81	0.456	1:23.110
75	1.223	1:24.354
6	2.922	1:24.957
0	1 Lap	1:37.187
84	15.423	1:26.530
90	21.850	1:27.523
126	1 Lap	1:42.458
19	28.359	1:28.227
22	30.629	1:27.148
145	35.459	1:29.711
67	35.569	1:29.888
50	36.628	1:27.880
137	37.376	1:27.117
48	42.353	1:29.883
59	45.517	1:32.050
181	45.786	1:29.385
9	46.505	1:28.870
66	47.650	1:31.528
666	53.601	1:30.420
32	53.731	1:30.356
131	53.789	1:30.008
182	1:08.630	1:34.161
143	1:18.475	1:34.058
62	1:19.055	1:31.804
93	1:22.807	1:35.269
44	1:22.985	1:35.154
85	1:23.478	1:34.008

LAP 8 @ 13:04:31.169

NO	BEHIND	LAP TIME
81		1:23.738

92	1 Lap	1:32.234
198	0.997	1:25.191
47	0.999	1:25.005
75	1.476	1:24.447
147	4 Laps	6:16.515 P
6	7.372	1:28.644
0	1 Lap	1:36.220
84	17.294	1:26.065
90	24.386	1:26.730

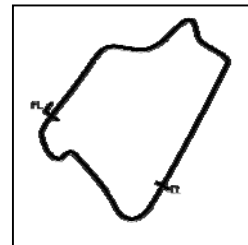
Silverstone International
Circuit Length = 1.8508 miles
Start: 12:53 Flag 13:03 End: 13:06

Printed - 13:11 Sunday, 08 April 2018

BMCRC - MRO Championships 2018 - Rnd 2 @ Silverstone International

BMCRC Thunderbike Sport & BMCRC Rookie Minitwins

RACE 9 - SECTOR ANALYSIS



SECTOR 1 = FL to I1, SECTOR 2 = I1 to FL, DIFF = Difference To Personal Best Lap, P = Crossed Finish Line in Pit Lane, D = Time Disallowed

P1 81 Malvern MAY		Ducati -				
IDEAL LAP TIME : 1:23.110		BEST LAP TIME : 1:23.110		DIFFERENCE : 0.000		
LAP	SECTOR 1	SECTOR 2	LAP TIME	MPH	DIFF	TIME OF DAY
1 -		36.777	1:31.351	72.94	8.241	12:54:39.046
2 -	50.660	35.890	1:26.550	76.98	3.440	12:56:05.596
3 -	50.146	34.726	1:24.872	78.50	1.762	12:57:30.468
4 -	50.560	35.075	1:25.635	77.80	2.525	12:58:56.103
5 -	49.043	34.868	1:23.911 (3)	79.40	0.801	13:00:20.014
6 -	49.737	34.570	1:24.307	79.03	1.197	13:01:44.321
7 -	48.672	34.438	1:23.110 (1)	80.17		13:03:07.431
8 -	48.920	34.818	1:23.738 (2)	79.57	0.628	13:04:31.169

P2 47 Thomas WATSON		Yamaha - Motorsportdays.com TEA Time Racing				
IDEAL LAP TIME : 1:23.521		BEST LAP TIME : 1:24.308		DIFFERENCE : 0.787		
LAP	SECTOR 1	SECTOR 2	LAP TIME	MPH	DIFF	TIME OF DAY
1 -		36.418	1:29.310	74.60	5.002	12:54:37.005
2 -	50.754	35.471	1:26.225	77.27	1.917	12:56:03.230
3 -	49.953	35.532	1:25.485	77.94	1.177	12:57:28.715
4 -	49.740	35.470	1:25.210	78.19	0.902	12:58:53.925
5 -	48.984	35.324	1:24.308 (1)	79.03		13:00:18.233
6 -	49.886	34.537	1:24.423 (2)	78.92	0.115	13:01:42.656
7 -	49.590	34.917	1:24.507 (3)	78.84	0.199	13:03:07.163
8 -	49.195	35.810	1:25.005	78.38	0.697	13:04:32.168

P3 75 Stewart MAY		Honda - Tilehurst Glass Racing				
IDEAL LAP TIME : 1:22.669		BEST LAP TIME : 1:23.470		DIFFERENCE : 0.801		
LAP	SECTOR 1	SECTOR 2	LAP TIME	MPH	DIFF	TIME OF DAY
1 -		36.689	1:30.075	73.97	6.605	12:54:37.770
2 -	50.459	36.048	1:26.507	77.02	3.037	12:56:04.277
3 -	49.654	35.780	1:25.434	77.99	1.964	12:57:29.711
4 -	50.610	35.290	1:25.900	77.56	2.430	12:58:55.611
5 -	49.472	35.291	1:24.763	78.61	1.293	13:00:20.374
6 -	49.166	34.304	1:23.470 (1)	79.82		13:01:43.844
7 -	49.123	35.231	1:24.354 (2)	78.99	0.884	13:03:08.198
8 -	48.365	36.082	1:24.447 (3)	78.90	0.977	13:04:32.645

P4 6 Paul HOLDEN		Yamaha - MOREMOTO RACING				
IDEAL LAP TIME : 1:24.406		BEST LAP TIME : 1:24.957		DIFFERENCE : 0.551		
LAP	SECTOR 1	SECTOR 2	LAP TIME	MPH	DIFF	TIME OF DAY
1 -		36.519	1:30.626	73.52	5.669	12:54:38.321
2 -	50.597	34.957	1:25.554	77.88	0.597	12:56:03.875
3 -	49.910	35.707	1:25.617	77.82	0.660	12:57:29.492
4 -	49.600	35.444	1:25.044 (3)	78.35	0.087	12:58:54.536
5 -	49.449	35.518	1:24.967 (2)	78.42	0.010	13:00:19.503
6 -	50.171	35.266	1:25.437	77.98	0.480	13:01:44.940
7 -	49.703	35.254	1:24.957 (1)	78.43		13:03:09.897
8 -	50.337	38.307	1:28.644	75.16	3.687	13:04:38.541

P5 84 Ricardo BRANCO		Suzuki - IMP Racing				
IDEAL LAP TIME : 1:25.051		BEST LAP TIME : 1:26.065		DIFFERENCE : 1.014		
LAP	SECTOR 1	SECTOR 2	LAP TIME	MPH	DIFF	TIME OF DAY
1 -		37.887	1:33.765	71.06	7.700	12:54:41.460
2 -	51.332	35.967	1:27.299	76.32	1.234	12:56:08.759
3 -	50.636	36.043	1:26.679	76.87	0.614	12:57:35.438
4 -	50.709	36.308	1:27.017	76.57	0.952	12:59:02.455
5 -	50.288	37.014	1:27.302	76.32	1.237	13:00:29.757
6 -	50.288	35.823	1:26.111 (2)	77.37	0.046	13:01:55.868
7 -	50.981	35.549	1:26.530 (3)	77.00	0.465	13:03:22.398
8 -	49.502	36.563	1:26.065 (1)	77.42		13:04:48.463

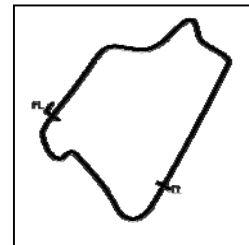
Weather / Track : Rain / Wet

Silverstone International
 Circuit Length = 1.8508 miles
 Start: 12:53 Flag 13:03 End: 13:06

BMCRC - MRO Championships 2018 - Rnd 2 @ Silverstone International

BMCRC Thunderbike Sport & BMCRC Rookie Minitwins

RACE 9 - SECTOR ANALYSIS



SECTOR 1 = FL to I1, SECTOR 2 = I1 to FL, DIFF = Difference To Personal Best Lap, P = Crossed Finish Line in Pit Lane, D = Time Disallowed

P6 90		Edward WATSON		Suzuki - Motorsportdays.com TEA Time Racing		
IDEAL LAP TIME : 1:26.235		BEST LAP TIME : 1:26.549		DIFFERENCE : 0.314		
LAP	SECTOR 1	SECTOR 2	LAP TIME	MPH	DIFF	TIME OF DAY
1 -		37.926	1:35.065	70.09	8.516	12:54:42.760
2 -	52.112	36.770	1:28.882	74.96	2.333	12:56:11.642
3 -	50.878	36.690	1:27.568	76.09	1.019	12:57:39.210
4 -	51.120	36.366	1:27.486 (3)	76.16	0.937	12:59:06.696
5 -	51.220	36.837	1:28.057	75.66	1.508	13:00:34.753
6 -	50.995	35.554	1:26.549 (1)	76.98		13:02:01.302
7 -	51.684	35.839	1:27.523	76.13	0.974	13:03:28.825
8 -	50.681	36.049	1:26.730 (2)	76.82	0.181	13:04:55.555

P7 19		Alan RUSSELL		Tigcraft - A&R Racing		
IDEAL LAP TIME : 1:27.085		BEST LAP TIME : 1:27.103		DIFFERENCE : 0.018		
LAP	SECTOR 1	SECTOR 2	LAP TIME	MPH	DIFF	TIME OF DAY
1 -		39.907	1:34.004	70.88	6.901	12:54:41.699
2 -	55.320	37.674	1:32.994	71.65	5.891	12:56:14.693
3 -	51.345	36.997	1:28.342	75.42	1.239	12:57:43.035
4 -	50.634	37.558	1:28.192 (2)	75.55	1.089	12:59:11.227
5 -	51.127	37.650	1:28.777	75.05	1.674	13:00:40.004
6 -	50.088	37.015	1:27.103 (1)	76.49		13:02:07.107
7 -	51.156	37.071	1:28.227 (3)	75.52	1.124	13:03:35.334

P8 22 R		Richard MAY		Honda - Tilehurst Glass Racing		
IDEAL LAP TIME : 1:27.148		BEST LAP TIME : 1:27.148		DIFFERENCE : 0.000		
LAP	SECTOR 1	SECTOR 2	LAP TIME	MPH	DIFF	TIME OF DAY
1 -		39.303	1:35.977	69.42	8.829	12:54:43.672
2 -	52.581	38.061	1:30.642	73.51	3.494	12:56:14.314
3 -	52.060	38.009	1:30.069	73.97	2.921	12:57:44.383
4 -	51.269	37.426	1:28.695 (3)	75.12	1.547	12:59:13.078
5 -	51.089	38.172	1:29.261	74.64	2.113	13:00:42.339
6 -	51.302	36.815	1:28.117 (2)	75.61	0.969	13:02:10.456
7 -	50.491	36.657	1:27.148 (1)	76.45		13:03:37.604

P9 145 RMT		Stuart JARVIS		Suzuki - STREETWORK SOLUTIONS LTD		
IDEAL LAP TIME : 1:27.068		BEST LAP TIME : 1:28.196		DIFFERENCE : 1.128		
LAP	SECTOR 1	SECTOR 2	LAP TIME	MPH	DIFF	TIME OF DAY
1 -		38.603	1:39.873	66.71	11.677	12:54:47.568
2 -	53.250	35.638	1:28.888	74.96	0.692	12:56:16.456
3 -	51.430	36.766	1:28.196 (1)	75.55		12:57:44.652
4 -	51.513	37.119	1:28.632 (2)	75.17	0.436	12:59:13.284
5 -	53.390	37.223	1:30.613	73.53	2.417	13:00:43.897
6 -	53.151	35.675	1:28.826 (3)	75.01	0.630	13:02:12.723
7 -	53.336	36.375	1:29.711	74.27	1.515	13:03:42.434

P10 67		Tony COE		Honda -		
IDEAL LAP TIME : 1:28.192		BEST LAP TIME : 1:28.192		DIFFERENCE : 0.000		
LAP	SECTOR 1	SECTOR 2	LAP TIME	MPH	DIFF	TIME OF DAY
1 -		38.999	1:36.987	68.70	8.795	12:54:44.682
2 -	53.414	37.662	1:31.076	73.16	2.884	12:56:15.758
3 -	51.587	38.185	1:29.772 (3)	74.22	1.580	12:57:45.530
4 -	51.335	36.857	1:28.192 (1)	75.55		12:59:13.722
5 -	51.879	37.930	1:29.809	74.19	1.617	13:00:43.531
6 -	51.924	37.201	1:29.125 (2)	74.76	0.933	13:02:12.656
7 -	52.194	37.694	1:29.888	74.12	1.696	13:03:42.544

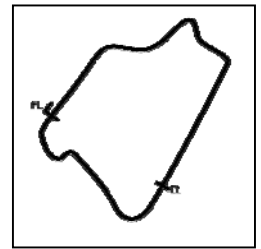
Weather / Track : Rain / Wet

Silverstone International
Circuit Length = 1.8508 miles
Start: 12:53 Flag 13:03 End: 13:06

BMCRC - MRO Championships 2018 - Rnd 2 @ Silverstone International

BMCRC Thunderbike Sport & BMCRC Rookie Minitwins

RACE 9 - SECTOR ANALYSIS



SECTOR 1 = FL to I1, SECTOR 2 = I1 to FL, DIFF = Difference To Personal Best Lap, P = Crossed Finish Line in Pit Lane, D = Time Disallowed

P11 50		Paul ROBSON		Suzuki - RBProperty services & Environment Lighting		
IDEAL LAP TIME : 1:27.880		BEST LAP TIME : 1:27.880		DIFFERENCE : 0.000		
LAP	SECTOR 1	SECTOR 2	LAP TIME	MPH	DIFF	TIME OF DAY
1 -		39.648	1:40.544	66.27	12.664	12:54:48.239
2 -	53.334	36.653	1:29.987	74.04	2.107	12:56:18.226
3 -	52.354	38.330	1:30.684	73.47	2.804	12:57:48.910
4 -	52.264	37.003	1:29.267 (3)	74.64	1.387	12:59:18.177
5 -	52.652	36.802	1:29.454	74.48	1.574	13:00:47.631
6 -	51.881	36.211	1:28.092 (2)	75.63	0.212	13:02:15.723
7 -	51.816	36.064	1:27.880 (1)	75.82		13:03:43.603

P12 137 RMT		Charlie CRAWT		Suzuki - Pass Bike Motorcycle Training Ltd		
IDEAL LAP TIME : 1:27.117		BEST LAP TIME : 1:27.117		DIFFERENCE : 0.000		
LAP	SECTOR 1	SECTOR 2	LAP TIME	MPH	DIFF	TIME OF DAY
1 -		39.941	1:39.192	67.17	12.075	12:54:46.887
2 -	54.330	36.568	1:30.898	73.30	3.781	12:56:17.785
3 -	52.547	37.902	1:30.449 (3)	73.66	3.332	12:57:48.234
4 -	52.912	37.810	1:30.722	73.44	3.605	12:59:18.956
5 -	52.593	38.091	1:30.684	73.47	3.567	13:00:49.640
6 -	51.792	35.802	1:27.594 (2)	76.06	0.477	13:02:17.234
7 -	51.525	35.592	1:27.117 (1)	76.48		13:03:44.351

P13 48		Shaun WALLIS		Suzuki - Watling Tyres		
IDEAL LAP TIME : 1:29.740		BEST LAP TIME : 1:29.883		DIFFERENCE : 0.143		
LAP	SECTOR 1	SECTOR 2	LAP TIME	MPH	DIFF	TIME OF DAY
1 -		38.872	1:36.253	69.22	6.370	12:54:43.948
2 -	53.516	38.088	1:31.604	72.73	1.721	12:56:15.552
3 -	52.985	38.073	1:31.058 (3)	73.17	1.175	12:57:46.610
4 -	53.308	37.924	1:31.232	73.03	1.349	12:59:17.842
5 -	52.863	38.256	1:31.119	73.12	1.236	13:00:48.961
6 -	52.874	37.610	1:30.484 (2)	73.63	0.601	13:02:19.445
7 -	52.130	37.753	1:29.883 (1)	74.13		13:03:49.328

P14 59 RMT		Benn RIDGWELL		Suzuki -		
IDEAL LAP TIME : 1:29.392		BEST LAP TIME : 1:29.781		DIFFERENCE : 0.389		
LAP	SECTOR 1	SECTOR 2	LAP TIME	MPH	DIFF	TIME OF DAY
1 -		38.690	1:39.445	67.00	9.664	12:54:47.140
2 -	53.191	36.590	1:29.781 (1)	74.21		12:56:16.921
3 -	52.802	37.349	1:30.151 (2)	73.91	0.370	12:57:47.072
4 -	53.541	37.876	1:31.417	72.88	1.636	12:59:18.489
5 -	53.540	38.072	1:31.612	72.73	1.831	13:00:50.101
6 -	52.884	37.457	1:30.341 (3)	73.75	0.560	13:02:20.442
7 -	53.357	38.693	1:32.050	72.38	2.269	13:03:52.492

P15 181 RMT		Robert FRANKLIN		Suzuki - RCF GARDENS		
IDEAL LAP TIME : 1:27.279		BEST LAP TIME : 1:27.279		DIFFERENCE : 0.000		
LAP	SECTOR 1	SECTOR 2	LAP TIME	MPH	DIFF	TIME OF DAY
1 -		40.263	1:43.552	64.34	16.273	12:54:51.247
2 -	54.906	38.479	1:33.385	71.35	6.106	12:56:24.632
3 -	54.794	37.773	1:32.567	71.98	5.288	12:57:57.199
4 -	52.972	37.305	1:30.277	73.80	2.998	12:59:27.476
5 -	51.866	36.755	1:28.621 (2)	75.18	1.342	13:00:56.097
6 -	51.101	36.178	1:27.279 (1)	76.34		13:02:23.376
7 -	52.835	36.550	1:29.385 (3)	74.54	2.106	13:03:52.761

P16 9 RMT		Andrew WATSON		Suzuki - TEA Time Racing		
IDEAL LAP TIME : 1:27.830		BEST LAP TIME : 1:27.830		DIFFERENCE : 0.000		
LAP	SECTOR 1	SECTOR 2	LAP TIME	MPH	DIFF	TIME OF DAY

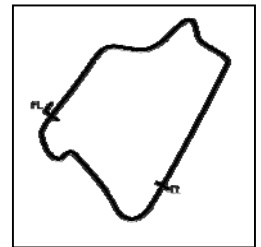
Weather / Track : Rain / Wet

Silverstone International
Circuit Length = 1.8508 miles
Start: 12:53 Flag 13:03 End: 13:06

BMCRC - MRO Championships 2018 - Rnd 2 @ Silverstone International

BMCRC Thunderbike Sport & BMCRC Rookie Minitwins

RACE 9 - SECTOR ANALYSIS



SECTOR 1 = FL to I1, SECTOR 2 = I1 to FL, DIFF = Difference To Personal Best Lap, P = Crossed Finish Line in Pit Lane, D = Time Disallowed

1 -		40.918		1:42.677	64.89	14.847	12:54:50.372
2 -	53.553	38.603		1:32.156	72.30	4.326	12:56:22.528
3 -	54.011	39.148		1:33.159	71.52	5.329	12:57:55.687
4 -	53.848	37.724		1:31.572	72.76	3.742	12:59:27.259
5 -	52.409	37.112		1:29.521 (3)	74.43	1.691	13:00:56.780
6 -	51.534	36.296		1:27.830 (1)	75.86		13:02:24.610
7 -	51.809	37.061		1:28.870 (2)	74.97	1.040	13:03:53.480

P17 66		Mark SMITH		Yamaha - MHP EXHAUST S			
IDEAL LAP TIME : 1:29.740		BEST LAP TIME : 1:30.383		DIFFERENCE : 0.643			
LAP	SECTOR 1	SECTOR 2	LAP TIME	MPH	DIFF	TIME OF DAY	

1 -		40.500		1:40.269	66.45	9.886	12:54:47.964
2 -	53.842	37.880		1:31.722	72.64	1.339	12:56:19.686
3 -	52.529	39.240		1:31.769	72.60	1.386	12:57:51.455
4 -	52.136	38.247		1:30.383 (1)	73.72		12:59:21.838
5 -	52.452	38.377		1:30.829 (3)	73.36	0.446	13:00:52.667
6 -	51.860	38.570		1:30.430 (2)	73.68	0.047	13:02:23.097
7 -	52.081	39.447		1:31.528	72.79	1.145	13:03:54.625

P18 666 R		Shane BEASLEY		Kawasaki -			
IDEAL LAP TIME : 1:29.191		BEST LAP TIME : 1:29.962		DIFFERENCE : 0.771			
LAP	SECTOR 1	SECTOR 2	LAP TIME	MPH	DIFF	TIME OF DAY	

1 -		41.698		1:42.808	64.81	12.846	12:54:50.503
2 -	54.123	40.344		1:34.467	70.53	4.505	12:56:24.970
3 -	55.042	39.397		1:34.439	70.55	4.477	12:57:59.409
4 -	51.565	38.447		1:30.012 (2)	74.02	0.050	12:59:29.421
5 -	51.816	38.957		1:30.773	73.40	0.811	13:01:00.194
6 -	52.336	37.626		1:29.962 (1)	74.06		13:02:30.156
7 -	51.681	38.739		1:30.420 (3)	73.69	0.458	13:04:00.576

P19 32		Thomas WILLIAMS		Honda -			
IDEAL LAP TIME : 1:29.430		BEST LAP TIME : 1:29.625		DIFFERENCE : 0.195			
LAP	SECTOR 1	SECTOR 2	LAP TIME	MPH	DIFF	TIME OF DAY	

1 -		40.820		1:43.280	64.51	13.655	12:54:50.975
2 -	55.283	39.561		1:34.844	70.25	5.219	12:56:25.819
3 -	54.889	39.240		1:34.129	70.78	4.504	12:57:59.948
4 -	52.878	37.953		1:30.831	73.35	1.206	12:59:30.779
5 -	51.832	38.114		1:29.946 (2)	74.08	0.321	13:01:00.725
6 -	52.027	37.598		1:29.625 (1)	74.34		13:02:30.350
7 -	52.241	38.115		1:30.356 (3)	73.74	0.731	13:04:00.706

P20 131 RMT		Christopher EVANS		Suzuki - Andesign			
IDEAL LAP TIME : 1:29.045		BEST LAP TIME : 1:29.187		DIFFERENCE : 0.142			
LAP	SECTOR 1	SECTOR 2	LAP TIME	MPH	DIFF	TIME OF DAY	

1 -		41.428		1:44.871	63.53	15.684	12:54:52.566
2 -	54.601	38.974		1:33.575	71.20	4.388	12:56:26.141
3 -	54.321	38.623		1:32.944	71.69	3.757	12:57:59.085
4 -	53.287	38.146		1:31.433	72.87	2.246	12:59:30.518
5 -	53.007	38.044		1:31.051 (3)	73.18	1.864	13:01:01.569
6 -	52.438	36.749		1:29.187 (1)	74.71		13:02:30.756
7 -	52.296	37.712		1:30.008 (2)	74.02	0.821	13:04:00.764

P21 182 RMT		Kyle PHILLIPS		Suzuki - Chief Safety Consultancy			
IDEAL LAP TIME : 1:30.627		BEST LAP TIME : 1:30.784		DIFFERENCE : 0.157			
LAP	SECTOR 1	SECTOR 2	LAP TIME	MPH	DIFF	TIME OF DAY	

1 -		41.135		1:43.684	64.26	12.900	12:54:51.379
2 -	54.835	38.994		1:33.829	71.01	3.045	12:56:25.208
3 -	53.391	37.744		1:31.135 (2)	73.11	0.351	12:57:56.343
4 -	53.249	40.057		1:33.306 (3)	71.41	2.522	12:59:29.649

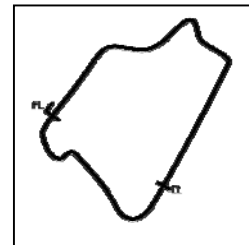
Weather / Track : Rain / Wet

Silverstone International
Circuit Length = 1.8508 miles
Start: 12:53 Flag 13:03 End: 13:06

BMCRC - MRO Championships 2018 - Rnd 2 @ Silverstone International

BMCRC Thunderbike Sport & BMCRC Rookie Minitwins

RACE 9 - SECTOR ANALYSIS



SECTOR 1 = FL to I1, SECTOR 2 = I1 to FL, DIFF = Difference To Personal Best Lap, P = Crossed Finish Line in Pit Lane, D = Time Disallowed

5 -	52.883	37.901	1:30.784 (1)	73.39		13:01:00.433
6 -	1:02.596	38.415	1:41.011	65.96	10.227	13:02:41.444
7 -	54.722	39.439	1:34.161	70.76	3.377	13:04:15.605

P22 143	Robert DAVIE		Suzuki -			
IDEAL LAP TIME : 1:33.183		BEST LAP TIME : 1:34.058	DIFFERENCE : 0.875			
LAP	SECTOR 1	SECTOR 2	LAP TIME	MPH	DIFF	TIME OF DAY
1 -		41.361	1:46.312	62.67	12.254	12:54:54.007
2 -	57.188	40.573	1:37.761	68.15	3.703	12:56:31.768
3 -	54.717	39.790	1:34.507	70.50	0.449	12:58:06.275
4 -	56.256	40.283	1:36.539	69.02	2.481	12:59:42.814
5 -	55.005	39.136	1:34.141 (2)	70.77	0.083	13:01:16.955
6 -	54.750	39.687	1:34.437 (3)	70.55	0.379	13:02:51.392
7 -	54.047	40.011	1:34.058 (1)	70.84		13:04:25.450

P23 62 RMT	Ben MITCHELL		Suzuki -			
IDEAL LAP TIME : 1:31.804		BEST LAP TIME : 1:31.804	DIFFERENCE : 0.000			
LAP	SECTOR 1	SECTOR 2	LAP TIME	MPH	DIFF	TIME OF DAY
1 -		43.708	1:48.541	61.38	16.737	12:54:56.236
2 -	56.200	41.797	1:37.997	67.99	6.193	12:56:34.233
3 -	55.705	39.996	1:35.701	69.62	3.897	12:58:09.934
4 -	55.352	38.974	1:34.326 (2)	70.64	2.522	12:59:44.260
5 -	55.142	40.012	1:35.154	70.02	3.350	13:01:19.414
6 -	56.031	38.781	1:34.812 (3)	70.27	3.008	13:02:54.226
7 -	54.062	37.742	1:31.804 (1)	72.58		13:04:26.030

P24 93	William GILLMAN		Honda -			
IDEAL LAP TIME : 1:34.354		BEST LAP TIME : 1:35.269	DIFFERENCE : 0.915			
LAP	SECTOR 1	SECTOR 2	LAP TIME	MPH	DIFF	TIME OF DAY
1 -		42.720	1:41.820	65.44	6.551	12:54:49.515
2 -	55.600	43.464	1:39.064	67.26	3.795	12:56:28.579
3 -	56.640	40.634	1:37.274	68.49	2.005	12:58:05.853
4 -	55.846	40.998	1:36.844	68.80	1.575	12:59:42.697
5 -	55.346	41.101	1:36.447 (3)	69.08	1.178	13:01:19.144
6 -	55.108	40.261	1:35.369 (2)	69.86	0.100	13:02:54.513
7 -	54.093	41.176	1:35.269 (1)	69.94		13:04:29.782

P25 44 RMT	Tony PARKER		Suzuki - Emerald Elevators			
IDEAL LAP TIME : 1:33.752		BEST LAP TIME : 1:33.752	DIFFERENCE : 0.000			
LAP	SECTOR 1	SECTOR 2	LAP TIME	MPH	DIFF	TIME OF DAY
1 -		42.823	1:45.855	62.94	12.103	12:54:53.550
2 -	57.512	42.699	1:40.211	66.49	6.459	12:56:33.761
3 -	55.552	40.298	1:35.850	69.51	2.098	12:58:09.611
4 -	55.505	40.279	1:35.784	69.56	2.032	12:59:45.395
5 -	55.865	39.794	1:35.659 (3)	69.65	1.907	13:01:21.054
6 -	55.121	38.631	1:33.752 (1)	71.07		13:02:54.806
7 -	55.265	39.889	1:35.154 (2)	70.02	1.402	13:04:29.960

P26 85	Andrew KITE		Ducati - Red Rebel Racing			
IDEAL LAP TIME : 1:32.542		BEST LAP TIME : 1:33.851	DIFFERENCE : 1.309			
LAP	SECTOR 1	SECTOR 2	LAP TIME	MPH	DIFF	TIME OF DAY
1 -		43.870	1:48.077	61.65	14.226	12:54:55.772
2 -	55.766	42.559	1:38.325	67.76	4.474	12:56:34.097
3 -	56.741	41.359	1:38.100	67.92	4.249	12:58:12.197
4 -	54.637	40.939	1:35.576	69.71	1.725	12:59:47.773
5 -	54.455	40.366	1:34.821 (3)	70.27	0.970	13:01:22.594
6 -	54.190	39.661	1:33.851 (1)	70.99		13:02:56.445
7 -	52.881	41.127	1:34.008 (2)	70.87	0.157	13:04:30.453

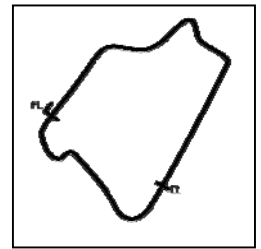
Weather / Track : Rain / Wet

Silverstone International
Circuit Length = 1.8508 miles
Start: 12:53 Flag 13:03 End: 13:06

BMCRC - MRO Championships 2018 - Rnd 2 @ Silverstone International

BMCRC Thunderbike Sport & BMCRC Rookie Minitwins

RACE 9 - SECTOR ANALYSIS



SECTOR 1 = FL to I1, SECTOR 2 = I1 to FL, DIFF = Difference To Personal Best Lap, P = Crossed Finish Line in Pit Lane, D = Time Disallowed

P27 92		Duncan GROVE		Yamaha -		
IDEAL LAP TIME : 1:31.392		BEST LAP TIME : 1:32.234		DIFFERENCE : 0.842		
LAP	SECTOR 1	SECTOR 2	LAP TIME	MPH	DIFF	TIME OF DAY
1 -		43.808	1:45.535	63.13	13.301	12:54:53.230
2 -	1:06.639	41.823	1:48.462	61.43	16.228	12:56:41.692
3 -	56.065	40.585	1:36.650	68.94	4.416	12:58:18.342
4 -	56.096	39.706	1:35.802	69.55	3.568	12:59:54.144
5 -	53.579	39.515	1:33.094 (3)	71.57	0.860	13:01:27.238
6 -	53.675	38.743	1:32.418 (2)	72.09	0.184	13:02:59.656
7 -	52.649	39.585	1:32.234 (1)	72.24		13:04:31.890

P28 0 RMT		Luke STANLEY		Suzuki - MOREMOTO		
IDEAL LAP TIME : 1:36.220		BEST LAP TIME : 1:36.220		DIFFERENCE : 0.000		
LAP	SECTOR 1	SECTOR 2	LAP TIME	MPH	DIFF	TIME OF DAY
1 -		43.844	1:50.558	60.26	14.338	12:54:58.253
2 -	58.446	43.157	1:41.603	65.58	5.383	12:56:39.856
3 -	57.239	40.626	1:37.865	68.08	1.645	12:58:17.721
4 -	57.273	41.303	1:38.576	67.59	2.356	12:59:56.297
5 -	56.165	41.446	1:37.611 (3)	68.26	1.391	13:01:33.908
6 -	56.007	41.180	1:37.187 (2)	68.56	0.967	13:03:11.095
7 -	55.646	40.574	1:36.220 (1)	69.24		13:04:47.315

P29 126 R		Damien LECHAUVE		KTM -		
IDEAL LAP TIME : 1:39.849		BEST LAP TIME : 1:40.226		DIFFERENCE : 0.377		
LAP	SECTOR 1	SECTOR 2	LAP TIME	MPH	DIFF	TIME OF DAY
1 -		43.290	1:50.785	60.14	10.559	12:54:58.480
2 -	59.168	41.257	1:40.425 (2)	66.35	0.199	12:56:38.905
3 -	59.060	41.166	1:40.226 (1)	66.48		12:58:19.131
4 -	59.511	47.955	1:47.466	62.00	7.240	13:00:06.597
5 -	1:03.020	41.701	1:44.721	63.62	4.495	13:01:51.318
6 -	1:01.669	40.789	1:42.458 (3)	65.03	2.232	13:03:33.776

P30 198		Steven TOPPING		Yamaha -		
IDEAL LAP TIME : 1:23.490		BEST LAP TIME : 1:23.490		DIFFERENCE : 0.000		
LAP	SECTOR 1	SECTOR 2	LAP TIME	MPH	DIFF	TIME OF DAY
1 -		37.006	1:29.852	74.15	6.362	12:54:37.547
2 -	50.215	35.002	1:25.217	78.19	1.727	12:56:02.764
3 -	51.201	35.244	1:26.445	77.08	2.955	12:57:29.209
4 -	49.234	35.455	1:24.689 (3)	78.67	1.199	12:58:53.898
5 -	49.090	36.188	1:25.278	78.13	1.788	13:00:19.176
6 -	49.405	34.904	1:24.309 (2)	79.03	0.819	13:01:43.485
7 -	49.028	34.462	1:23.490 (1)	79.80		13:03:06.975
8 -	49.081	36.110	1:25.191	78.21	1.701	13:04:32.166

P31 89 RMT		Zi JONES		Suzuki -		
IDEAL LAP TIME : 1:27.326		BEST LAP TIME : 1:27.620		DIFFERENCE : 0.294		
LAP	SECTOR 1	SECTOR 2	LAP TIME	MPH	DIFF	TIME OF DAY
1 -		40.872	1:42.183	65.20	14.563	12:54:49.878
2 -	53.041	38.343	1:31.384	72.91	3.764	12:56:21.262
3 -	52.107	37.281	1:29.388 (3)	74.54	1.768	12:57:50.650
4 -	51.383	37.176	1:28.559 (2)	75.24	0.939	12:59:19.209
5 -	52.755	37.750	1:30.505	73.62	2.885	13:00:49.714
6 -	51.677	35.943	1:27.620 (1)	76.04		13:02:17.334

P32 10 RMT		Ashley MITCHELL		Suzuki -		
IDEAL LAP TIME : 1:27.205		BEST LAP TIME : 1:27.612		DIFFERENCE : 0.407		
LAP	SECTOR 1	SECTOR 2	LAP TIME	MPH	DIFF	TIME OF DAY
1 -		39.736	1:40.804	66.10	13.192	12:54:48.499

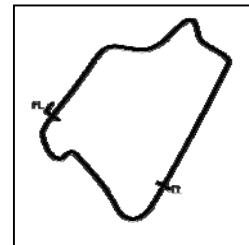
Weather / Track : Rain / Wet

Silverstone International
Circuit Length = 1.8508 miles
Start: 12:53 Flag 13:03 End: 13:06

BMCRC - MRO Championships 2018 - Rnd 2 @ Silverstone International

BMCRC Thunderbike Sport & BMCRC Rookie Minitwins

RACE 9 - SECTOR ANALYSIS



SECTOR 1 = FL to I1, SECTOR 2 = I1 to FL, DIFF = Difference To Personal Best Lap, P = Crossed Finish Line in Pit Lane, D = Time Disallowed

2 -	54.584	37.351	1:31.935	72.47	4.323	12:56:20.434
3 -	53.098	37.673	1:30.771 (3)	73.40	3.159	12:57:51.205
4 -	54.553	36.448	1:31.001	73.22	3.389	12:59:22.206
5 -	51.887	36.776	1:28.663 (2)	75.15	1.051	13:00:50.869
6 -	52.102	35.510	1:27.612 (1)	76.05		13:02:18.481

P33 37 R		Ricky WOODS		Suzuki - Des Woods			
IDEAL LAP TIME : 1:32.277		BEST LAP TIME : 1:32.906		DIFFERENCE : 0.629			
LAP	SECTOR 1	SECTOR 2	LAP TIME	MPH	DIFF	TIME OF DAY	
1 -		42.525	1:45.883	62.92	12.977	12:54:53.578	
2 -	53.965	39.101	1:33.066 (2)	71.59	0.160	12:56:26.644	
3 -	54.437	39.637	1:34.074 (3)	70.82	1.168	12:58:00.718	
4 -	53.176	39.730	1:32.906 (1)	71.72		12:59:33.624	
5 -	53.980	40.357	1:34.337	70.63	1.431	13:01:07.961	

P34 147 R		Matthew MAY		Kawasaki - Tilehurst Glass Racing			
IDEAL LAP TIME : 1:39.780		BEST LAP TIME : 1:39.780		DIFFERENCE : 0.000			
LAP	SECTOR 1	SECTOR 2	LAP TIME	MPH	DIFF	TIME OF DAY	
1 -		43.762	1:51.257	59.89	11.477	12:54:58.952	
2 -	58.894	41.677	1:40.571 (2)	66.25	0.791	12:56:39.523	
3 -	58.653	41.127	1:39.780 (1)	66.77		12:58:19.303	
4 -	58.695	IN PIT	6:16.515 P	17.69	4:36.735	13:04:35.818	

P35 152 RMT		Jason ALLEN		Suzuki -			
IDEAL LAP TIME : 1:32.016		BEST LAP TIME : 1:32.016		DIFFERENCE : 0.000			
LAP	SECTOR 1	SECTOR 2	LAP TIME	MPH	DIFF	TIME OF DAY	
1 -		42.075	1:45.647	63.07	13.631	12:54:53.342	
2 -	56.034	38.716	1:34.750 (2)	70.32	2.734	12:56:28.092	
3 -	53.686	38.330	1:32.016 (1)	72.41		12:58:00.108	

P36 72		Kevin MILLER		Suzuki - Mechanical Air Supplies Ltd			
IDEAL LAP TIME : 1:35.885		BEST LAP TIME :		DIFFERENCE :			
LAP	SECTOR 1	SECTOR 2	LAP TIME	MPH	DIFF	TIME OF DAY	
1 -		40.597	1:38.995	67.30		12:54:46.690	

P37 43		Daniel BARFORD		Suzuki - Shawell Tuning			
IDEAL LAP TIME : 1:34.126		BEST LAP TIME :		DIFFERENCE :			
LAP	SECTOR 1	SECTOR 2	LAP TIME	MPH	DIFF	TIME OF DAY	
1 -		39.786	1:41.895	65.39		12:54:49.590	

BMCRC - MRO Championships 2018 - Rnd 2 @ Silverstone International

BMCRC Thunderbike Sport & BMCRC Rookie Minitwins

RACE 9 - BEST SECTORS

SECTOR 1			SECTOR 2			IDEAL / BEST COMPARISON						
POS	NO	NAME	TIME	NO	NAME	TIME	POS	NO	NAME	IDEAL	BEST	DIFF
									PERFECT LAP	1:22.669		
1	75	MAY	48.365	75	MAY	34.304	1	75	MAY	1:22.669	1:23.470	0.801
2	81	MAY	48.672	81	MAY	34.438	2	81	MAY	1:23.110	1:23.110	0.000
3	47	WATSON	48.984	198	TOPPING	34.462	3	198	TOPPING	1:23.490	1:23.490	0.000
4	198	TOPPING	49.028	47	WATSON	34.537	4	47	WATSON	1:23.521	1:24.308	0.787
5	6	HOLDEN	49.449	6	HOLDEN	34.957	5	6	HOLDEN	1:24.406	1:24.957	0.551
6	84	BRANCO	49.502	10	MITCHELL	35.510	6	84	BRANCO	1:25.051	1:26.065	1.014
7	19	RUSSELL	50.088	84	BRANCO	35.549	7	90	WATSON	1:26.235	1:26.549	0.314
8	22	MAY	50.491	90	WATSON	35.554	8	145	JARVIS	1:27.068	1:28.196	1.128
9	90	WATSON	50.681	137	CRAWT	35.592	9	19	RUSSELL	1:27.085	1:27.103	0.018
10	181	FRANKLIN	51.101	145	JARVIS	35.638	10	137	CRAWT	1:27.117	1:27.117	0.000
11	67	COE	51.335	89	JONES	35.943	11	22	MAY	1:27.148	1:27.148	0.000
12	89	JONES	51.383	50	ROBSON	36.064	12	10	MITCHELL	1:27.205	1:27.612	0.407
13	145	JARVIS	51.430	181	FRANKLIN	36.178	13	181	FRANKLIN	1:27.279	1:27.279	0.000
14	137	CRAWT	51.525	9	WATSON	36.296	14	89	JONES	1:27.326	1:27.620	0.294
15	9	WATSON	51.534	59	RIDGWELL	36.590	15	9	WATSON	1:27.830	1:27.830	0.000
16	666	BEASLEY	51.565	22	MAY	36.657	16	50	ROBSON	1:27.880	1:27.880	0.000
17	10	MITCHELL	51.695	131	EVANS	36.749	17	67	COE	1:28.192	1:28.192	0.000
18	50	ROBSON	51.816	67	COE	36.857	18	131	EVANS	1:29.045	1:29.187	0.142
19	32	WILLIAMS	51.832	19	RUSSELL	36.997	19	666	BEASLEY	1:29.191	1:29.962	0.771
20	66	SMITH	51.860	32	WILLIAMS	37.598	20	59	RIDGWELL	1:29.392	1:29.781	0.389
21	48	WALLIS	52.130	48	WALLIS	37.610	21	32	WILLIAMS	1:29.430	1:29.625	0.195
22	131	EVANS	52.296	666	BEASLEY	37.626	22	66	SMITH	1:29.740	1:30.383	0.643
23	92	GROVE	52.649	62	MITCHELL	37.742	23	48	WALLIS	1:29.740	1:29.883	0.143
24	59	RIDGWELL	52.802	182	PHILLIPS	37.744	24	182	PHILLIPS	1:30.627	1:30.784	0.157
25	85	KITE	52.881	66	SMITH	37.880	25	92	GROVE	1:31.392	1:32.234	0.842
26	182	PHILLIPS	52.883	152	ALLEN	38.330	26	62	MITCHELL	1:31.804	1:31.804	0.000
27	37	WOODS	53.176	44	PARKER	38.631	27	152	ALLEN	1:32.016	1:32.016	0.000
28	152	ALLEN	53.686	92	GROVE	38.743	28	37	WOODS	1:32.277	1:32.906	0.629
29	143	DAVIE	54.047	37	WOODS	39.101	29	85	KITE	1:32.542	1:33.851	1.309
30	62	MITCHELL	54.062	143	DAVIE	39.136	30	143	DAVIE	1:33.183	1:34.058	0.875
31	93	GILLMAN	54.093	85	KITE	39.661	31	44	PARKER	1:33.752	1:33.752	0.000
32	43	BARFORD	54.340	43	BARFORD	39.786	32	43	BARFORD	1:34.126		
33	44	PARKER	55.121	93	GILLMAN	40.261	33	93	GILLMAN	1:34.354	1:35.269	0.915
34	72	MILLER	55.288	0	STANLEY	40.574	34	72	MILLER	1:35.885		
35	0	STANLEY	55.646	72	MILLER	40.597	35	0	STANLEY	1:36.220	1:36.220	0.000
36	147	MAY	58.653	126	LECHAUVE	40.789	36	147	MAY	1:39.780	1:39.780	0.000
37	126	LECHAUVE	59.060	147	MAY	41.127	37	126	LECHAUVE	1:39.849	1:40.226	0.377
38												

Weather / Track : Rain / Wet

Results can be found at www.tsl-timing.com

Silverstone International
 Circuit Length = 1.8508 miles
 Start: 12:53 Flag 13:03 End: 13:06

Printed - 13:11 Sunday, 08 April 2018

BMCRC - MRO Championships 2018 - Rnd 2 @ Silverstone International



BMCRC Thunderbike Sport & BMCRC Rookie Minitwins

RACE 19 - GRID (9 Laps)

ROW 14	42	155	Richard HARRIS	41	60	Adam RIDGWELL	40	150	Anthony HEVER	
ROW 13		39	73	Vincent LEWIN	38	20	Jose TOUCEDA	37	43	Daniel BARFORD
ROW 12		36	72	Kevin MILLER	35	126	Damien LECHAUVE	34	147	Matthew MAY
					1:40.226				1:39.780	
ROW 11		33	0	Luke STANLEY	32	93	William GILLMAN	31	143	Robert DAVIE
					1:36.220				1:35.269	1:34.058
ROW 10		30	85	Andrew KITE	29	44	Tony PARKER	28	37	Ricky WOODS
					1:33.851				1:32.906	
ROW 9		27	92	Duncan GROVE	26	152	Jason ALLEN	25	62	Ben MITCHELL
					1:32.234				1:32.016	1:31.804
ROW 8		24	182	Kyle PHILLIPS	23	66	Mark SMITH	22	666	Shane BEASLEY
					1:30.784				1:29.962	
ROW 7		21	48	Shaun WALLIS	20	59	Benn RIDGWELL	19	32	Thomas WILLIAMS
					1:29.883				1:29.781	1:29.625
ROW 6		18	131	Christopher EVANS	17	145	Stuart JARVIS	16	67	Tony COE
					1:29.187				1:28.192	
ROW 5		15	50	Paul ROBSON	14	9	Andrew WATSON	13	89	Zi JONES
					1:27.880				1:27.830	1:27.620
ROW 4		12	10	Ashley MITCHELL	11	181	Robert FRANKLIN	10	22	Richard MAY
					1:27.612				1:27.148	
ROW 3		9	137	Charlie CRAWT	8	19	Alan RUSSELL	7	90	Edward WATSON
					1:27.117				1:27.103	1:26.549
ROW 2		6	84	Ricardo BRANCO	5	6	Paul HOLDEN	4	47	Thomas WATSON
					1:26.065				1:24.308	
ROW 1		3	198	Steven TOPPING	2	75	Stewart MAY	1	81	Malvern MAY
					1:23.490				1:23.470	1:23.110
										Pole

Silverstone International
Circuit Length = 1.8508 miles

These results are provisional until the conclusion of any judicial and technical matters.

Clerk Of Course :	Timekeeper :
-------------------	--------------

BMCRC - MRO Championships 2018 - Rnd 2 @ Silverstone International



BMCRC Thunderbike Sport & BMCRC Rookie Minitwins

RACE 19 - CLASSIFICATION

POS	NO	CL	PIC NAME	ENTRY	LAPS	TIME	GAP	DIFF	MPH	BEST	ON
1	47		1 Thomas WATSON	Yamaha - Motorsportdays.com TEA Time Racing	8	11:37.964			76.37	1:25.772	8
2	75		2 Stewart MAY	Honda - Tilehurst Glass Racing	8	11:39.342	1.378	1.378	76.22	1:25.600	7
3	81		3 Malvern MAY	Ducati -	8	11:39.938	1.974	0.596	76.15	1:24.826	7
4	198		4 Steven TOPPING	Yamaha -	8	11:41.647	3.683	1.709	75.97	1:24.551	7
5	6		5 Paul HOLDEN	Yamaha - MOREMOTO RACING	8	11:42.397	4.433	0.750	75.89	1:25.162	7
6	19		6 Alan RUSSELL	Tigcraft - A&R Racing	8	11:43.022	5.058	0.625	75.82	1:26.020	7
7	20		7 Jose TOUCEDA	Suzuki - Cell2	8	11:59.303	21.339	16.281	74.10	1:26.866	5
8	145	RMT	1 Stuart JARVIS	Suzuki - STREETWORK SOLUTIONS LTD	8	11:59.351	21.387	0.048	74.10	1:28.405	5
9	137	RMT	2 Charlie CRAWT	Suzuki - Pass Bike Motorcycle Training Ltd	8	12:07.697	29.733	8.346	73.25	1:28.376	5
10	131	RMT	3 Christopher EVANS	Suzuki - Andesign	8	12:12.192	34.228	4.495	72.80	1:29.297	8
11	84		8 Ricardo BRANCO	Suzuki - IMP Racing	8	12:24.725	46.761	12.533	71.57	1:31.473	8
12	90		9 Edward WATSON	Suzuki - Motorsportdays.com TEA Time Racing	8	12:33.709	55.745	8.984	70.72	1:29.413	6
13	666	R	1 Shane BEASLEY	Kawasaki -	8	12:33.732	55.768	0.023	70.72	1:30.493	7
14	32		10 Thomas WILLIAMS	Honda -	8	12:34.982	57.018	1.250	70.60	1:30.394	7
15	9	RMT	4 Andrew WATSON	Suzuki - TEA Time Racing	8	12:42.054	1:04.090	7.072	69.95	1:31.810	6
16	66		11 Mark SMITH	Yamaha - MHP EXHAUST S	8	12:51.684	1:13.720	9.630	69.07	1:32.264	5
17	182	RMT	5 Kyle PHILLIPS	Suzuki - Chief Safety Consultancy	8	12:51.853	1:13.889	0.169	69.06	1:33.466	5
18	43		12 Daniel BARFORD	Suzuki - Shawell Tuning	8	12:55.204	1:17.240	3.351	68.76	1:35.202	4
19	62	RMT	6 Ben MITCHELL	Suzuki -	8	13:05.482	1:27.518	10.278	67.86	1:35.639	6
20	143		13 Robert DAVIE	Suzuki -	8	13:06.909	1:28.945	1.427	67.74	1:33.664	8
21	59	RMT	7 Benn RIDGWELL	Suzuki -	8	13:06.956	1:28.992	0.047	67.73	1:35.486	5
22	48		14 Shaun WALLIS	Suzuki - Watling Tyres	8	13:12.483	1:34.519	5.527	67.26	1:36.000	8
23	10	RMT	8 Ashley MITCHELL	Suzuki -	8	13:12.678	1:34.714	0.195	67.24	1:36.023	5
24	0	RMT	9 Luke STANLEY	Suzuki - MOREMOTO	7	11:40.700	1 Lap	1 Lap	66.56	1:37.274	5
25	92		15 Duncan GROVE	Yamaha -	7	11:48.583	1 Lap	7.883	65.82	1:34.659	7
26	44	RMT	10 Tony PARKER	Suzuki - Emerald Elevators	7	11:59.150	1 Lap	10.567	64.85	1:38.364	5
27	126	R	2 Damien LECHAUVE	KTM -	7	12:06.579	1 Lap	7.429	64.19	1:40.595	6
28	85		16 Andrew KITE	Ducati - Red Rebel Racing	7	12:10.641	1 Lap	4.062	63.83	1:39.704	7
29	147	R	3 Matthew MAY	Kawasaki - Tilehurst Glass Racing	7	12:21.576	1 Lap	10.935	62.89	1:39.987	7
30	37	R	4 Ricky WOODS	Suzuki - Des Woods	7	12:39.305	1 Lap	17.729	61.42	1:45.002	2
31	152	RMT	11 Jason ALLEN	Suzuki -	7	12:42.065	1 Lap	2.760	61.20	1:45.964	7
32	89	RMT	12 Zi JONES	Suzuki -	2	3:50.655	6 Laps	5 Laps	57.77		
33	22	R	5 Richard MAY	Honda - Tilehurst Glass Racing	1	1:36.985	7 Laps	1 Lap	68.70		
34	181	RMT	13 Robert FRANKLIN	Suzuki - RCF GARDENS	1	1:37.643	7 Laps	0.658	68.24		

FASTEST LAP

198		Steven TOPPING	Yamaha -	7	1:24.551	78.80 mph	126.82 kph
137	RMT	Charlie CRAWT	Suzuki - Pass Bike Motorcycle Training Ltd	5	1:28.376	75.39 mph	121.33 kph
666	R	Shane BEASLEY	Kawasaki -	7	1:30.493	73.63 mph	118.50 kph

Class - 92.5% of Race Speed = 70.64 mph
 Class RMT - 92.5% of Race Speed = 68.54 mph
 Class R - 92.5% of Race Speed = 65.41 mph

Weather / Track : Rain / Wet

These results are provisional until the conclusion of any judicial and technical matters.

Silverstone International
 Circuit Length = 1.8508 miles
 Start: 17:33 Flag 17:44 End: 17:47

Clerk Of Course :	Timekeeper :
-------------------	--------------

BMCRC - MRO Championships 2018 - Rnd 2 @ Silverstone International

BMCRC Thunderbike Sport & BMCRC Rookie Minitwins

RACE 19 - LAP CHART

LAP 1 @ 17:34:42.008

NO	BEHIND	LAP TIME
47		1:29.038
198	1.674	1:30.712
75	1.916	1:30.954
19	2.707	1:31.745
81	4.858	1:33.896
6	5.332	1:34.370
145	6.300	1:35.338
84	6.764	1:35.802
137	7.107	1:36.145
22	7.947	1:36.985
10	8.262	1:37.300
131	8.353	1:37.391
181	8.605	1:37.643
20	9.242	1:38.280
666	11.421	1:40.459
48	12.880	1:41.918
32	13.032	1:42.070
9	14.177	1:43.215
182	14.742	1:43.780
43	15.433	1:44.471
62	15.903	1:44.941
59	17.327	1:46.365
89	17.423	1:46.461
66	17.573	1:46.611
90	17.669	1:46.707
0	20.156	1:49.194
143	20.988	1:50.026
126	22.580	1:51.618
37	23.241	1:52.279
44	23.501	1:52.539
92	23.761	1:52.799
85	26.084	1:55.122
152	27.128	1:56.166
147	27.637	1:56.675

LAP 2 @ 17:36:10.448

NO	BEHIND	LAP TIME
47		1:28.440
75	1.790	1:28.314
19	2.954	1:28.687
198	3.255	1:30.021
81	5.287	1:28.869
6	6.376	1:29.484
145	6.620	1:28.760
137	10.353	1:31.686
84	11.306	1:32.982
131	11.489	1:31.576
20	11.978	1:31.176
666	21.151	1:38.170
32	21.290	1:36.698
9	22.806	1:37.069
43	23.022	1:36.029
48	25.384	1:40.944
182	25.478	1:39.176
90	25.951	1:36.722
62	26.240	1:38.777
10	26.885	1:47.063
59	27.395	1:38.508
66	27.683	1:38.550
0	32.725	1:41.009
143	34.681	1:42.133
126	38.027	1:43.887

LAP 3 @ 17:37:38.117

NO	BEHIND	LAP TIME
37	39.803	1:45.002
44	39.951	1:44.890
85	43.357	1:45.713
92	44.183	1:48.862
147	47.556	1:48.359
152	49.280	1:50.592
89	53.177	2:04.194 P
47		1:27.669
75	2.089	1:27.968
19	2.953	1:27.668
198	4.551	1:28.965
81	5.779	1:28.161
6	7.285	1:28.578
145	7.627	1:28.676
137	13.539	1:30.855
20	14.412	1:30.103
131	15.529	1:31.709
84	17.959	1:34.322
32	28.436	1:34.815
666	28.904	1:35.422
9	30.148	1:35.011
43	30.939	1:35.586
182	34.650	1:36.841
90	34.922	1:36.640
48	39.343	1:41.628
66	39.477	1:39.463
59	39.733	1:40.007
62	39.856	1:41.285
10	40.314	1:41.098
0	44.376	1:39.320
143	44.727	1:37.715
126	52.991	1:42.633
44	53.839	1:41.557
37	59.327	1:47.193
85	1:00.235	1:44.547
92	1:00.504	1:43.990
147	1:07.517	1:47.630
152	1:10.073	1:48.462

LAP 4 @ 17:39:04.733

NO	BEHIND	LAP TIME
47		1:26.616
75	2.502	1:27.029
19	3.598	1:27.261
81	6.530	1:27.367
198	6.627	1:28.692
6	7.551	1:26.882
145	10.274	1:29.263
20	15.878	1:28.082
137	17.330	1:30.407
131	20.754	1:31.841
84	24.660	1:33.317
666	35.352	1:33.064
32	36.380	1:34.560
9	39.279	1:35.747
43	39.525	1:35.202
90	39.751	1:31.445
182	42.836	1:34.802
66	47.047	1:34.186
59	48.954	1:35.837
62	50.139	1:36.899

LAP 5 @ 17:40:32.193

NO	BEHIND	LAP TIME
10	51.973	1:38.275
48	54.012	1:41.285
143	55.786	1:37.675
0	56.267	1:38.507
126	1:09.638	1:43.263
44	1:10.206	1:42.983
92	1:11.707	1:37.819
85	1:16.744	1:43.125
37	1:21.848	1:49.137
147	1:25.056	1:44.155
47		1:27.460
75	1.707	1:26.665
152	1 Lap	1:46.771
19	3.081	1:26.943
81	4.321	1:25.251
198	5.391	1:26.224
6	5.581	1:25.490
145	11.219	1:28.405
20	15.284	1:26.866
137	18.246	1:28.376
131	22.891	1:29.597
84	29.470	1:32.270
666	40.724	1:32.832
32	41.424	1:32.504
90	43.754	1:31.463
9	45.283	1:33.464
43	47.991	1:35.926
182	48.842	1:33.466
66	51.851	1:32.264
59	56.980	1:35.486
62	58.956	1:36.277
10	1:00.536	1:36.023
48	1:03.853	1:37.301
143	1:04.496	1:36.170
0	1:06.081	1:37.274
92	1:19.191	1:34.944
44	1:21.110	1:38.364
126	1:23.743	1:41.565

LAP 6 @ 17:41:58.685

NO	BEHIND	LAP TIME
47		1:26.492
75	1.519	1:26.304
85	1 Lap	1:41.030
19	4.149	1:27.560
81	4.409	1:26.580
6	5.392	1:26.303
198	6.355	1:27.456
145	14.049	1:29.322
147	1 Lap	1:43.658
37	1 Lap	1:49.081
20	17.313	1:28.521
137	21.485	1:29.731
152	1 Lap	1:46.465
131	26.056	1:29.657
84	35.702	1:32.724
666	46.148	1:31.916
32	46.422	1:31.490
90	46.675	1:29.413
9	50.601	1:31.810
182	57.245	1:34.895

LAP 7 @ 17:43:25.162

NO	BEHIND	LAP TIME
43	58.146	1:36.647
66	58.559	1:33.200
59	1:06.785	1:36.297
62	1:08.103	1:35.639
10	1:10.523	1:36.479
143	1:13.117	1:35.113
48	1:14.726	1:37.365
0	1:16.911	1:37.322
47		1:26.477
75	0.642	1:25.600
92	1 Lap	1:35.510
81	2.758	1:24.826
19	3.692	1:26.020
6	4.077	1:25.162
198	4.429	1:24.551
44	1 Lap	1:39.522
126	1 Lap	1:40.595
145	17.093	1:29.521
85	1 Lap	1:41.400
20	18.921	1:28.085
137	25.644	1:30.636
147	1 Lap	1:41.112
131	30.703	1:31.124
37	1 Lap	1:46.568
84	41.060	1:31.835
152	1 Lap	1:47.645
666	50.164	1:30.493
32	50.339	1:30.394
90	50.723	1:30.525
9	56.864	1:32.740
182	1:06.080	1:35.312
66	1:06.724	1:34.642
43	1:07.766	1:36.097
59	1:17.269	1:36.961
62	1:17.486	1:35.860
143	1:21.053	1:34.413
10	1:22.651	1:38.605
48	1:24.291	1:36.042

LAP 8 @ 17:44:50.934

NO	BEHIND	LAP TIME
37	1 Lap	1:50.045
9	1:04.090	1:32.998
152	1 Lap	1:45.964
66	1:13.720	1:32.768
182	1:13.889	1:33.581
43	1:17.240	1:35.246
62	1:17.518	1:35.804
143	1:28.945	1:33.664
59	1:28.992	1:37.495
48	1:34.519	1:36.000
10	1:34.714	1:37.835
47		1:25.772
75	1.378	1:26.508
81	1.974	1:24.988
0	1 Lap	1:38.074
198	3.683	1:25.026
6	4.433	1:26.128
19	5.058	1:27.138
92	1 Lap	1:34.659
44	1 Lap	1:39.295
20	21.339	1:28.190
145	21.387	1:30.066
126	1 Lap	1:43.018
137	29.733	1:29.861
85	1 Lap	1:39.704
131	34.228	1:29.297
147	1 Lap	1:39.987
84	46.761	1:31.473
90	55.745	1:30.794
666	55.768	1:31.376
32	57.018	1:32.451

Weather / Track : Rain / Wet

Results can be found at www.tsl-timing.com

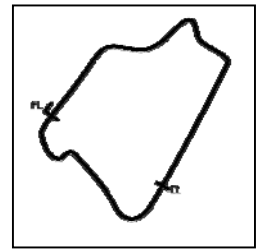
Silverstone International
 Circuit Length = 1.8508 miles
 Start: 17:33 Flag 17:44 End: 17:47

Printed - 17:49 Sunday, 08 April 2018

BMCRC - MRO Championships 2018 - Rnd 2 @ Silverstone International

BMCRC Thunderbike Sport & BMCRC Rookie Minitwins

RACE 19 - SECTOR ANALYSIS



SECTOR 1 = FL to I1, SECTOR 2 = I1 to FL, DIFF = Difference To Personal Best Lap, P = Crossed Finish Line in Pit Lane, D = Time Disallowed

P1 47		Thomas WATSON		Yamaha - Motorsportdays.com TEA Time Racing			
IDEAL LAP TIME : 1:25.755		BEST LAP TIME : 1:25.772		DIFFERENCE : 0.017			
LAP	SECTOR 1	SECTOR 2	LAP TIME	MPH	DIFF	TIME OF DAY	
1 -		37.312	1:29.038	74.83	3.266	17:34:42.008	
2 -	51.976	36.464	1:28.440	75.34	2.668	17:36:10.448	
3 -	51.703	35.966	1:27.669	76.00	1.897	17:37:38.117	
4 -	50.523	36.093	1:26.616	76.92	0.844	17:39:04.733	
5 -	51.107	36.353	1:27.460	76.18	1.688	17:40:32.193	
6 -	50.839	35.653	1:26.492 (3)	77.03	0.720	17:41:58.685	
7 -	50.301	36.176	1:26.477 (2)	77.05	0.705	17:43:25.162	
8 -	50.102	35.670	1:25.772 (1)	77.68		17:44:50.934	

P2 75		Stewart MAY		Honda - Tilehurst Glass Racing			
IDEAL LAP TIME : 1:25.397		BEST LAP TIME : 1:25.600		DIFFERENCE : 0.203			
LAP	SECTOR 1	SECTOR 2	LAP TIME	MPH	DIFF	TIME OF DAY	
1 -		37.126	1:30.954	73.25	5.354	17:34:43.924	
2 -	51.778	36.536	1:28.314	75.44	2.714	17:36:12.238	
3 -	51.575	36.393	1:27.968	75.74	2.368	17:37:40.206	
4 -	50.759	36.270	1:27.029	76.56	1.429	17:39:07.235	
5 -	50.329	36.336	1:26.665	76.88	1.065	17:40:33.900	
6 -	50.103	36.201	1:26.304 (2)	77.20	0.704	17:42:00.204	
7 -	49.778	35.822	1:25.600 (1)	77.84		17:43:25.804	
8 -	49.575	36.933	1:26.508 (3)	77.02	0.908	17:44:52.312	

P3 81		Malvern MAY		Ducati -			
IDEAL LAP TIME : 1:24.561		BEST LAP TIME : 1:24.826		DIFFERENCE : 0.265			
LAP	SECTOR 1	SECTOR 2	LAP TIME	MPH	DIFF	TIME OF DAY	
1 -		39.136	1:33.896	70.96	9.070	17:34:46.866	
2 -	51.618	37.251	1:28.869	74.97	4.043	17:36:15.735	
3 -	51.391	36.770	1:28.161	75.58	3.335	17:37:43.896	
4 -	51.107	36.260	1:27.367	76.26	2.541	17:39:11.263	
5 -	49.837	35.414	1:25.251 (3)	78.16	0.425	17:40:36.514	
6 -	51.230	35.350	1:26.580	76.96	1.754	17:42:03.094	
7 -	49.749	35.077	1:24.826 (1)	78.55		17:43:27.920	
8 -	49.484	35.504	1:24.988 (2)	78.40	0.162	17:44:52.908	

P4 198		Steven TOPPING		Yamaha -			
IDEAL LAP TIME : 1:24.453		BEST LAP TIME : 1:24.551		DIFFERENCE : 0.098			
LAP	SECTOR 1	SECTOR 2	LAP TIME	MPH	DIFF	TIME OF DAY	
1 -		37.869	1:30.712	73.45	6.161	17:34:43.682	
2 -	52.064	37.957	1:30.021	74.01	5.470	17:36:13.703	
3 -	52.108	36.857	1:28.965	74.89	4.414	17:37:42.668	
4 -	52.419	36.273	1:28.692	75.12	4.141	17:39:11.360	
5 -	50.320	35.904	1:26.224 (3)	77.27	1.673	17:40:37.584	
6 -	52.198	35.258	1:27.456	76.18	2.905	17:42:05.040	
7 -	49.710	34.841	1:24.551 (1)	78.80		17:43:29.591	
8 -	50.283	34.743	1:25.026 (2)	78.36	0.475	17:44:54.617	

P5 6		Paul HOLDEN		Yamaha - MOREMOTO RACING			
IDEAL LAP TIME : 1:24.978		BEST LAP TIME : 1:25.162		DIFFERENCE : 0.184			
LAP	SECTOR 1	SECTOR 2	LAP TIME	MPH	DIFF	TIME OF DAY	
1 -		38.859	1:34.370	70.60	9.208	17:34:47.340	
2 -	52.417	37.067	1:29.484	74.46	4.322	17:36:16.824	
3 -	51.884	36.694	1:28.578	75.22	3.416	17:37:45.402	
4 -	51.081	35.801	1:26.882	76.69	1.720	17:39:12.284	
5 -	50.193	35.297	1:25.490 (2)	77.94	0.328	17:40:37.774	
6 -	51.216	35.087	1:26.303	77.20	1.141	17:42:04.077	
7 -	50.377	34.785	1:25.162 (1)	78.24		17:43:29.239	
8 -	50.573	35.555	1:26.128 (3)	77.36	0.966	17:44:55.367	

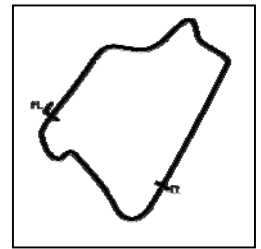
Weather / Track : Rain / Wet

Silverstone International
 Circuit Length = 1.8508 miles
 Start: 17:33 Flag 17:44 End: 17:47

BMCRC - MRO Championships 2018 - Rnd 2 @ Silverstone International

BMCRC Thunderbike Sport & BMCRC Rookie Minitwins

RACE 19 - SECTOR ANALYSIS



SECTOR 1 = FL to I1, SECTOR 2 = I1 to FL, DIFF = Difference To Personal Best Lap, P = Crossed Finish Line in Pit Lane, D = Time Disallowed

P6	19	Alan RUSSELL	Tigcraft - A&R Racing			
IDEAL LAP TIME : 1:26.020		BEST LAP TIME : 1:26.020	DIFFERENCE : 0.000			

LAP	SECTOR 1	SECTOR 2	LAP TIME	MPH	DIFF	TIME OF DAY
1 -		37.843	1:31.745	72.62	5.725	17:34:44.715
2 -	51.497	37.190	1:28.687	75.13	2.667	17:36:13.402
3 -	51.155	36.513	1:27.668	76.00	1.648	17:37:41.070
4 -	50.928	36.333	1:27.261	76.35	1.241	17:39:08.331
5 -	50.718	36.225	1:26.943 (2)	76.63	0.923	17:40:35.274
6 -	51.250	36.310	1:27.560	76.09	1.540	17:42:02.834
7 -	50.025	35.995	1:26.020 (1)	77.46		17:43:28.854
8 -	50.639	36.499	1:27.138 (3)	76.46	1.118	17:44:55.992

P7	20	Jose TOUCEDA	Suzuki - Cell2			
IDEAL LAP TIME : 1:26.866		BEST LAP TIME : 1:26.866	DIFFERENCE : 0.000			

LAP	SECTOR 1	SECTOR 2	LAP TIME	MPH	DIFF	TIME OF DAY
1 -		38.731	1:38.280	67.79	11.414	17:34:51.250
2 -	53.622	37.554	1:31.176	73.08	4.310	17:36:22.426
3 -	52.951	37.152	1:30.103	73.95	3.237	17:37:52.529
4 -	51.387	36.695	1:28.082 (2)	75.64	1.216	17:39:20.611
5 -	50.808	36.058	1:26.866 (1)	76.70		17:40:47.477
6 -	50.920	37.601	1:28.521	75.27	1.655	17:42:15.998
7 -	51.507	36.578	1:28.085 (3)	75.64	1.219	17:43:44.083
8 -	51.659	36.531	1:28.190	75.55	1.324	17:45:12.273

P8	145 RMT	Stuart JARVIS	Suzuki - STREETWORK SOLUTIONS LTD			
IDEAL LAP TIME : 1:27.937		BEST LAP TIME : 1:28.405	DIFFERENCE : 0.468			

LAP	SECTOR 1	SECTOR 2	LAP TIME	MPH	DIFF	TIME OF DAY
1 -		39.210	1:35.338	69.89	6.933	17:34:48.308
2 -	52.436	36.324	1:28.760 (3)	75.07	0.355	17:36:17.068
3 -	51.613	37.063	1:28.676 (2)	75.14	0.271	17:37:45.744
4 -	52.599	36.664	1:29.263	74.64	0.858	17:39:15.007
5 -	51.951	36.454	1:28.405 (1)	75.37		17:40:43.412
6 -	51.833	37.489	1:29.322	74.59	0.917	17:42:12.734
7 -	52.495	37.026	1:29.521	74.43	1.116	17:43:42.255
8 -	52.638	37.428	1:30.066	73.98	1.661	17:45:12.321

P9	137 RMT	Charlie CRAWT	Suzuki - Pass Bike Motorcycle Training Ltd			
IDEAL LAP TIME : 1:28.278		BEST LAP TIME : 1:28.376	DIFFERENCE : 0.098			

LAP	SECTOR 1	SECTOR 2	LAP TIME	MPH	DIFF	TIME OF DAY
1 -		39.441	1:36.145	69.30	7.769	17:34:49.115
2 -	53.673	38.013	1:31.686	72.67	3.310	17:36:20.801
3 -	53.387	37.468	1:30.855	73.33	2.479	17:37:51.656
4 -	53.442	36.965	1:30.407	73.70	2.031	17:39:22.063
5 -	51.729	36.647	1:28.376 (1)	75.39		17:40:50.439
6 -	51.631	38.100	1:29.731 (2)	74.25	1.355	17:42:20.170
7 -	53.014	37.622	1:30.636	73.51	2.260	17:43:50.806
8 -	52.362	37.499	1:29.861 (3)	74.15	1.485	17:45:20.667

P10	131 RMT	Christopher EVANS	Suzuki - Andesign			
IDEAL LAP TIME : 1:28.729		BEST LAP TIME : 1:29.297	DIFFERENCE : 0.568			

LAP	SECTOR 1	SECTOR 2	LAP TIME	MPH	DIFF	TIME OF DAY
1 -		38.988	1:37.391	68.41	8.094	17:34:50.361
2 -	53.847	37.729	1:31.576	72.76	2.279	17:36:21.937
3 -	53.787	37.922	1:31.709	72.65	2.412	17:37:53.646
4 -	52.923	38.918	1:31.841	72.55	2.544	17:39:25.487
5 -	52.948	36.649	1:29.597 (2)	74.36	0.300	17:40:55.084
6 -	52.479	37.178	1:29.657 (3)	74.31	0.360	17:42:24.741
7 -	53.719	37.405	1:31.124	73.12	1.827	17:43:55.865

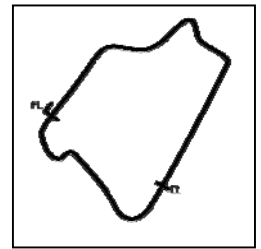
Weather / Track : Rain / Wet

Silverstone International
Circuit Length = 1.8508 miles
Start: 17:33 Flag 17:44 End: 17:47

BMCRC - MRO Championships 2018 - Rnd 2 @ Silverstone International

BMCRC Thunderbike Sport & BMCRC Rookie Minitwins

RACE 19 - SECTOR ANALYSIS



SECTOR 1 = FL to I1, SECTOR 2 = I1 to FL, DIFF = Difference To Personal Best Lap, P = Crossed Finish Line in Pit Lane, D = Time Disallowed

8 - 52.080 37.217 1:29.297 (1) 74.61 17:45:25.162

P11 84 Ricardo BRANCO		Suzuki - IMP Racing				
IDEAL LAP TIME : 1:31.326		BEST LAP TIME : 1:31.473				
		DIFFERENCE : 0.147				
LAP	SECTOR 1	SECTOR 2	LAP TIME	MPH	DIFF	TIME OF DAY
1 -		39.811	1:35.802	69.55	4.329	17:34:48.772
2 -	53.651	39.331	1:32.982	71.66	1.509	17:36:21.754
3 -	54.812	39.510	1:34.322	70.64	2.849	17:37:56.076
4 -	54.163	39.154	1:33.317	71.40	1.844	17:39:29.393
5 -	53.686	38.584	1:32.270 (3)	72.21	0.797	17:41:01.663
6 -	54.332	38.392	1:32.724	71.86	1.251	17:42:34.387
7 -	53.486	38.349	1:31.835 (2)	72.55	0.362	17:44:06.222
8 -	53.633	37.840	1:31.473 (1)	72.84		17:45:37.695

P12 90 Edward WATSON		Suzuki - Motorsportdays.com TEA Time Racing				
IDEAL LAP TIME : 1:29.413		BEST LAP TIME : 1:29.413				
		DIFFERENCE : 0.000				
LAP	SECTOR 1	SECTOR 2	LAP TIME	MPH	DIFF	TIME OF DAY
1 -		40.762	1:46.707	62.44	17.294	17:34:59.677
2 -	56.837	39.885	1:36.722	68.89	7.309	17:36:36.399
3 -	58.836	37.804	1:36.640	68.94	7.227	17:38:13.039
4 -	53.133	38.312	1:31.445	72.86	2.032	17:39:44.484
5 -	54.407	37.056	1:31.463	72.85	2.050	17:41:15.947
6 -	52.525	36.888	1:29.413 (1)	74.52		17:42:45.360
7 -	53.631	36.894	1:30.525 (2)	73.60	1.112	17:44:15.885
8 -	53.400	37.394	1:30.794 (3)	73.38	1.381	17:45:46.679

P13 666 R Shane BEASLEY		Kawasaki -				
IDEAL LAP TIME : 1:30.047		BEST LAP TIME : 1:30.493				
		DIFFERENCE : 0.446				
LAP	SECTOR 1	SECTOR 2	LAP TIME	MPH	DIFF	TIME OF DAY
1 -		40.736	1:40.459	66.32	9.966	17:34:53.429
2 -	56.231	41.939	1:38.170	67.87	7.677	17:36:31.599
3 -	54.681	40.741	1:35.422	69.82	4.929	17:38:07.021
4 -	53.785	39.279	1:33.064	71.59	2.571	17:39:40.085
5 -	54.080	38.752	1:32.832	71.77	2.339	17:41:12.917
6 -	53.787	38.129	1:31.916 (3)	72.49	1.423	17:42:44.833
7 -	52.644	37.849	1:30.493 (1)	73.63		17:44:15.326
8 -	52.198	39.178	1:31.376 (2)	72.92	0.883	17:45:46.702

P14 32 Thomas WILLIAMS		Honda -				
IDEAL LAP TIME : 1:30.175		BEST LAP TIME : 1:30.394				
		DIFFERENCE : 0.219				
LAP	SECTOR 1	SECTOR 2	LAP TIME	MPH	DIFF	TIME OF DAY
1 -		41.203	1:42.070	65.28	11.676	17:34:55.040
2 -	55.423	41.275	1:36.698	68.90	6.304	17:36:31.738
3 -	55.268	39.547	1:34.815	70.27	4.421	17:38:06.553
4 -	55.371	39.189	1:34.560	70.46	4.166	17:39:41.113
5 -	53.571	38.933	1:32.504	72.03	2.110	17:41:13.617
6 -	53.386	38.104	1:31.490 (2)	72.83	1.096	17:42:45.107
7 -	53.100	37.294	1:30.394 (1)	73.71		17:44:15.501
8 -	52.881	39.570	1:32.451 (3)	72.07	2.057	17:45:47.952

P15 9 RMT Andrew WATSON		Suzuki - TEA Time Racing				
IDEAL LAP TIME : 1:31.622		BEST LAP TIME : 1:31.810				
		DIFFERENCE : 0.188				
LAP	SECTOR 1	SECTOR 2	LAP TIME	MPH	DIFF	TIME OF DAY
1 -		42.001	1:43.215	64.55	11.405	17:34:56.185
2 -	56.953	40.116	1:37.069	68.64	5.259	17:36:33.254
3 -	55.130	39.881	1:35.011	70.13	3.201	17:38:08.265
4 -	55.614	40.133	1:35.747	69.59	3.937	17:39:44.012
5 -	54.637	38.827	1:33.464	71.29	1.654	17:41:17.476
6 -	53.804	38.006	1:31.810 (1)	72.57		17:42:49.286

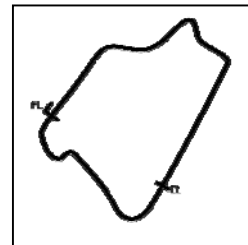
Weather / Track : Rain / Wet

Silverstone International
Circuit Length = 1.8508 miles
Start: 17:33 Flag 17:44 End: 17:47

BMCRC - MRO Championships 2018 - Rnd 2 @ Silverstone International

BMCRC Thunderbike Sport & BMCRC Rookie Minitwins

RACE 19 - SECTOR ANALYSIS



SECTOR 1 = FL to I1, SECTOR 2 = I1 to FL, DIFF = Difference To Personal Best Lap, P = Crossed Finish Line in Pit Lane, D = Time Disallowed

7 -	53.616	39.124	1:32.740 (2)	71.84	0.930	17:44:22.026
8 -	54.307	38.691	1:32.998 (3)	71.64	1.188	17:45:55.024

P16 66		Mark SMITH		Yamaha - MHP EXHAUST S			
IDEAL LAP TIME : 1:32.120		BEST LAP TIME : 1:32.264		DIFFERENCE : 0.144			
LAP	SECTOR 1	SECTOR 2	LAP TIME	MPH	DIFF	TIME OF DAY	
1 -		43.681	1:46.611	62.50	14.347	17:34:59.581	
2 -	56.865	41.685	1:38.550	67.61	6.286	17:36:38.131	
3 -	57.102	42.361	1:39.463	66.99	7.199	17:38:17.594	
4 -	54.524	39.662	1:34.186	70.74	1.922	17:39:51.780	
5 -	53.018	39.246	1:32.264 (1)	72.21		17:41:24.044	
6 -	53.337	39.863	1:33.200 (3)	71.49	0.936	17:42:57.244	
7 -	54.763	39.879	1:34.642	70.40	2.378	17:44:31.886	
8 -	53.666	39.102	1:32.768 (2)	71.82	0.504	17:46:04.654	

P17 182 RMT		Kyle PHILLIPS		Suzuki - Chief Safety Consultancy			
IDEAL LAP TIME : 1:33.466		BEST LAP TIME : 1:33.466		DIFFERENCE : 0.000			
LAP	SECTOR 1	SECTOR 2	LAP TIME	MPH	DIFF	TIME OF DAY	
1 -		41.864	1:43.780	64.20	10.314	17:34:56.750	
2 -	57.054	42.122	1:39.176	67.18	5.710	17:36:35.926	
3 -	56.273	40.568	1:36.841	68.80	3.375	17:38:12.767	
4 -	55.319	39.483	1:34.802 (3)	70.28	1.336	17:39:47.569	
5 -	54.547	38.919	1:33.466 (1)	71.29		17:41:21.035	
6 -	55.682	39.213	1:34.895	70.21	1.429	17:42:55.930	
7 -	55.922	39.390	1:35.312	69.90	1.846	17:44:31.242	
8 -	54.548	39.033	1:33.581 (2)	71.20	0.115	17:46:04.823	

P18 43		Daniel BARFORD		Suzuki - Shawell Tuning			
IDEAL LAP TIME : 1:34.477		BEST LAP TIME : 1:35.202		DIFFERENCE : 0.725			
LAP	SECTOR 1	SECTOR 2	LAP TIME	MPH	DIFF	TIME OF DAY	
1 -		41.073	1:44.471	63.78	9.269	17:34:57.441	
2 -	56.764	39.265	1:36.029	69.38	0.827	17:36:33.470	
3 -	56.319	39.267	1:35.586 (3)	69.70	0.384	17:38:09.056	
4 -	55.580	39.622	1:35.202 (1)	69.99		17:39:44.258	
5 -	56.195	39.731	1:35.926	69.46	0.724	17:41:20.184	
6 -	56.755	39.892	1:36.647	68.94	1.445	17:42:56.831	
7 -	56.707	39.390	1:36.097	69.33	0.895	17:44:32.928	
8 -	56.349	38.897	1:35.246 (2)	69.95	0.044	17:46:08.174	

P19 62 RMT		Ben MITCHELL		Suzuki -			
IDEAL LAP TIME : 1:35.129		BEST LAP TIME : 1:35.639		DIFFERENCE : 0.510			
LAP	SECTOR 1	SECTOR 2	LAP TIME	MPH	DIFF	TIME OF DAY	
1 -		42.243	1:44.941	63.49	9.302	17:34:57.911	
2 -	57.702	41.075	1:38.777	67.45	3.138	17:36:36.688	
3 -	58.635	42.650	1:41.285	65.78	5.646	17:38:17.973	
4 -	56.662	40.237	1:36.899	68.76	1.260	17:39:54.872	
5 -	55.559	40.718	1:36.277	69.20	0.638	17:41:31.149	
6 -	55.446	40.193	1:35.639 (1)	69.67		17:43:06.788	
7 -	55.782	40.078	1:35.860 (3)	69.51	0.221	17:44:42.648	
8 -	56.121	39.683	1:35.804 (2)	69.55	0.165	17:46:18.452	

P20 143		Robert DAVIE		Suzuki -			
IDEAL LAP TIME : 1:33.664		BEST LAP TIME : 1:33.664		DIFFERENCE : 0.000			
LAP	SECTOR 1	SECTOR 2	LAP TIME	MPH	DIFF	TIME OF DAY	
1 -		44.053	1:50.026	60.56	16.362	17:35:02.996	
2 -	58.849	43.284	1:42.133	65.24	8.469	17:36:45.129	
3 -	56.418	41.297	1:37.715	68.19	4.051	17:38:22.844	
4 -	56.414	41.261	1:37.675	68.21	4.011	17:40:00.519	
5 -	55.480	40.690	1:36.170	69.28	2.506	17:41:36.689	

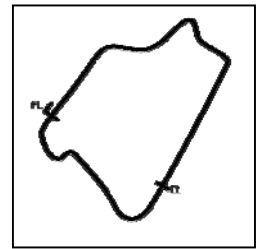
Weather / Track : Rain / Wet

Silverstone International
Circuit Length = 1.8508 miles
Start: 17:33 Flag 17:44 End: 17:47

BMCRC - MRO Championships 2018 - Rnd 2 @ Silverstone International

BMCRC Thunderbike Sport & BMCRC Rookie Minitwins

RACE 19 - SECTOR ANALYSIS



SECTOR 1 = FL to I1, SECTOR 2 = I1 to FL, DIFF = Difference To Personal Best Lap, P = Crossed Finish Line in Pit Lane, D = Time Disallowed

6 -	54.842	40.271	1:35.113 (3)	70.05	1.449	17:43:11.802
7 -	54.317	40.096	1:34.413 (2)	70.57	0.749	17:44:46.215
8 -	53.621	40.043	1:33.664 (1)	71.13		17:46:19.879

P21	59 RMT	Benn RIDGWELL	Suzuki -			
IDEAL LAP TIME : 1:35.412		BEST LAP TIME : 1:35.486	DIFFERENCE : 0.074			
LAP	SECTOR 1	SECTOR 2	LAP TIME	MPH	DIFF	TIME OF DAY
1 -		42.994	1:46.365	62.64	10.879	17:34:59.335
2 -	57.143	41.365	1:38.508	67.64	3.022	17:36:37.843
3 -	58.019	41.988	1:40.007	66.62	4.521	17:38:17.850
4 -	56.400	39.437	1:35.837 (2)	69.52	0.351	17:39:53.687
5 -	55.975	39.511	1:35.486 (1)	69.78		17:41:29.173
6 -	56.490	39.807	1:36.297 (3)	69.19	0.811	17:43:05.470
7 -	56.568	40.393	1:36.961	68.72	1.475	17:44:42.431
8 -	56.324	41.171	1:37.495	68.34	2.009	17:46:19.926

P22	48	Shaun WALLIS	Suzuki - Watling Tyres			
IDEAL LAP TIME : 1:35.375		BEST LAP TIME : 1:36.000	DIFFERENCE : 0.625			
LAP	SECTOR 1	SECTOR 2	LAP TIME	MPH	DIFF	TIME OF DAY
1 -		42.372	1:41.918	65.37	5.918	17:34:54.888
2 -	58.291	42.653	1:40.944	66.00	4.944	17:36:35.832
3 -	58.824	42.804	1:41.628	65.56	5.628	17:38:17.460
4 -	59.157	42.128	1:41.285	65.78	5.285	17:39:58.745
5 -	56.308	40.993	1:37.301 (3)	68.48	1.301	17:41:36.046
6 -	56.250	41.115	1:37.365	68.43	1.365	17:43:13.411
7 -	55.644	40.398	1:36.042 (2)	69.37	0.042	17:44:49.453
8 -	54.977	41.023	1:36.000 (1)	69.40		17:46:25.453

P23	10 RMT	Ashley MITCHELL	Suzuki -			
IDEAL LAP TIME : 1:35.477		BEST LAP TIME : 1:36.023	DIFFERENCE : 0.546			
LAP	SECTOR 1	SECTOR 2	LAP TIME	MPH	DIFF	TIME OF DAY
1 -		39.056	1:37.300	68.48	1.277	17:34:50.270
2 -	1:04.998	42.065	1:47.063	62.23	11.040	17:36:37.333
3 -	58.434	42.664	1:41.098	65.90	5.075	17:38:18.431
4 -	58.106	40.169	1:38.275	67.80	2.252	17:39:56.706
5 -	56.421	39.602	1:36.023 (1)	69.39		17:41:32.729
6 -	56.610	39.869	1:36.479 (2)	69.06	0.456	17:43:09.208
7 -	57.547	41.058	1:38.605	67.57	2.582	17:44:47.813
8 -	56.834	41.001	1:37.835 (3)	68.10	1.812	17:46:25.648

P24	0 RMT	Luke STANLEY	Suzuki - MOREMOTO			
IDEAL LAP TIME : 1:37.014		BEST LAP TIME : 1:37.274	DIFFERENCE : 0.260			
LAP	SECTOR 1	SECTOR 2	LAP TIME	MPH	DIFF	TIME OF DAY
1 -		43.616	1:49.194	61.02	11.920	17:35:02.164
2 -	59.183	41.826	1:41.009	65.96	3.735	17:36:43.173
3 -	57.698	41.622	1:39.320	67.08	2.046	17:38:22.493
4 -	56.770	41.737	1:38.507	67.64	1.233	17:40:01.000
5 -	55.980	41.294	1:37.274 (1)	68.49		17:41:38.274
6 -	56.288	41.034	1:37.322 (2)	68.46	0.048	17:43:15.596
7 -	56.573	41.501	1:38.074 (3)	67.94	0.800	17:44:53.670

P25	92	Duncan GROVE	Yamaha -			
IDEAL LAP TIME : 1:34.275		BEST LAP TIME : 1:34.659	DIFFERENCE : 0.384			
LAP	SECTOR 1	SECTOR 2	LAP TIME	MPH	DIFF	TIME OF DAY
1 -		43.873	1:52.799	59.07	18.140	17:35:05.769
2 -	1:00.531	48.331	1:48.862	61.20	14.203	17:36:54.631
3 -	1:01.757	42.233	1:43.990	64.07	9.331	17:38:38.621
4 -	57.423	40.396	1:37.819	68.11	3.160	17:40:16.440
5 -	55.424	39.520	1:34.944 (2)	70.18	0.285	17:41:51.384

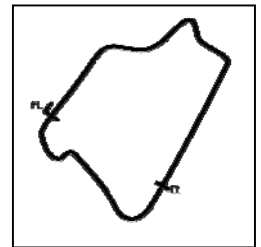
Weather / Track : Rain / Wet

Silverstone International
Circuit Length = 1.8508 miles
Start: 17:33 Flag 17:44 End: 17:47

BMCRC - MRO Championships 2018 - Rnd 2 @ Silverstone International

BMCRC Thunderbike Sport & BMCRC Rookie Minitwins

RACE 19 - SECTOR ANALYSIS



SECTOR 1 = FL to I1, SECTOR 2 = I1 to FL, DIFF = Difference To Personal Best Lap, P = Crossed Finish Line in Pit Lane, D = Time Disallowed

6 -	55.174	40.336	1:35.510 (3)	69.76	0.851	17:43:26.894
7 -	54.755	39.904	1:34.659 (1)	70.39		17:45:01.553

P26 44 RMT Tony PARKER		Suzuki - Emerald Elevators				
IDEAL LAP TIME : 1:38.364		BEST LAP TIME : 1:38.364		DIFFERENCE : 0.000		
LAP	SECTOR 1	SECTOR 2	LAP TIME	MPH	DIFF	TIME OF DAY
1 -		45.740	1:52.539	59.20	14.175	17:35:05.509
2 -	1:02.628	42.262	1:44.890	63.52	6.526	17:36:50.399
3 -	59.207	42.350	1:41.557	65.61	3.193	17:38:31.956
4 -	59.993	42.990	1:42.983	64.70	4.619	17:40:14.939
5 -	57.619	40.745	1:38.364 (1)	67.74		17:41:53.303
6 -	58.235	41.287	1:39.522 (3)	66.95	1.158	17:43:32.825
7 -	58.062	41.233	1:39.295 (2)	67.10	0.931	17:45:12.120

P27 126 R Damien LECHAUVE		KTM -				
IDEAL LAP TIME : 1:40.363		BEST LAP TIME : 1:40.595		DIFFERENCE : 0.232		
LAP	SECTOR 1	SECTOR 2	LAP TIME	MPH	DIFF	TIME OF DAY
1 -		43.231	1:51.618	59.69	11.023	17:35:04.588
2 -	1:01.608	42.279	1:43.887	64.13	3.292	17:36:48.475
3 -	59.592	43.041	1:42.633 (3)	64.92	2.038	17:38:31.108
4 -	1:00.555	42.708	1:43.263	64.52	2.668	17:40:14.371
5 -	1:00.454	41.111	1:41.565 (2)	65.60	0.970	17:41:55.936
6 -	59.252	41.343	1:40.595 (1)	66.23		17:43:36.531
7 -	1:00.471	42.547	1:43.018	64.68	2.423	17:45:19.549

P28 85 Andrew KITE		Ducati - Red Rebel Racing				
IDEAL LAP TIME : 1:39.633		BEST LAP TIME : 1:39.704		DIFFERENCE : 0.071		
LAP	SECTOR 1	SECTOR 2	LAP TIME	MPH	DIFF	TIME OF DAY
1 -		45.694	1:55.122	57.87	15.418	17:35:08.092
2 -	1:00.577	45.136	1:45.713	63.03	6.009	17:36:53.805
3 -	1:00.134	44.413	1:44.547	63.73	4.843	17:38:38.352
4 -	59.399	43.726	1:43.125	64.61	3.421	17:40:21.477
5 -	57.804	43.226	1:41.030 (2)	65.95	1.326	17:42:02.507
6 -	58.508	42.892	1:41.400 (3)	65.71	1.696	17:43:43.907
7 -	56.741	42.963	1:39.704 (1)	66.83		17:45:23.611

P29 147 R Matthew MAY		Kawasaki - Tilehurst Glass Racing				
IDEAL LAP TIME : 1:39.164		BEST LAP TIME : 1:39.987		DIFFERENCE : 0.823		
LAP	SECTOR 1	SECTOR 2	LAP TIME	MPH	DIFF	TIME OF DAY
1 -		46.094	1:56.675	57.10	16.688	17:35:09.645
2 -	1:03.920	44.439	1:48.359	61.49	8.372	17:36:58.004
3 -	1:03.344	44.286	1:47.630	61.90	7.643	17:38:45.634
4 -	1:00.668	43.487	1:44.155	63.97	4.168	17:40:29.789
5 -	1:00.090	43.568	1:43.658 (3)	64.28	3.671	17:42:13.447
6 -	58.374	42.738	1:41.112 (2)	65.89	1.125	17:43:54.559
7 -	59.197	40.790	1:39.987 (1)	66.64		17:45:34.546

P30 37 R Ricky WOODS		Suzuki - Des Woods				
IDEAL LAP TIME : 1:45.000		BEST LAP TIME : 1:45.002		DIFFERENCE : 0.002		
LAP	SECTOR 1	SECTOR 2	LAP TIME	MPH	DIFF	TIME OF DAY
1 -		45.931	1:52.279	59.34	7.277	17:35:05.249
2 -	1:00.649	44.353	1:45.002 (1)	63.45		17:36:50.251
3 -	1:02.842	44.351	1:47.193 (3)	62.16	2.191	17:38:37.444
4 -	1:03.178	45.959	1:49.137	61.05	4.135	17:40:26.581
5 -	1:02.552	46.529	1:49.081	61.08	4.079	17:42:15.662
6 -	1:01.757	44.811	1:46.568 (2)	62.52	1.566	17:44:02.230
7 -	1:03.175	46.870	1:50.045	60.55	5.043	17:45:52.275

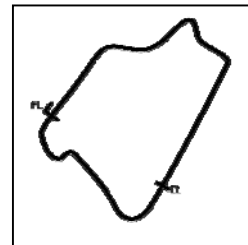
Weather / Track : Rain / Wet

Silverstone International
Circuit Length = 1.8508 miles
Start: 17:33 Flag 17:44 End: 17:47

BMCRC - MRO Championships 2018 - Rnd 2 @ Silverstone International

BMCRC Thunderbike Sport & BMCRC Rookie Minitwins

RACE 19 - SECTOR ANALYSIS



SECTOR 1 = FL to I1, SECTOR 2 = I1 to FL, DIFF = Difference To Personal Best Lap, P = Crossed Finish Line in Pit Lane, D = Time Disallowed

P31 152 RMT Jason ALLEN		Suzuki -				
IDEAL LAP TIME : 1:45.614		BEST LAP TIME : 1:45.964		DIFFERENCE : 0.350		
LAP	SECTOR 1	SECTOR 2	LAP TIME	MPH	DIFF	TIME OF DAY
1 -		46.066	1:56.166	57.35	10.202	17:35:09.136
2 -	1:04.807	45.785	1:50.592	60.25	4.628	17:36:59.728
3 -	1:03.516	44.946	1:48.462	61.43	2.498	17:38:48.190
4 -	1:02.966	43.805	1:46.771 (3)	62.40	0.807	17:40:34.961
5 -	1:02.127	44.338	1:46.465 (2)	62.58	0.501	17:42:21.426
6 -	1:02.788	44.857	1:47.645	61.90	1.681	17:44:09.071
7 -	1:01.809	44.155	1:45.964 (1)	62.88		17:45:55.035

P32 89 RMT Zi JONES		Suzuki -				
IDEAL LAP TIME : 1:58.540		BEST LAP TIME :		DIFFERENCE :		
LAP	SECTOR 1	SECTOR 2	LAP TIME	MPH	DIFF	TIME OF DAY
1 -		45.377	1:46.461	62.58		17:34:59.431
2 -	1:13.163	IN PIT	2:04.194 P	53.65		17:37:03.625

P33 22 R Richard MAY		Honda - Tilehurst Glass Racing				
IDEAL LAP TIME :		BEST LAP TIME :		DIFFERENCE :		
LAP	SECTOR 1	SECTOR 2	LAP TIME	MPH	DIFF	TIME OF DAY
1 -		40.014	1:36.985	68.70		17:34:49.955

P34 181 RMT Robert FRANKLIN		Suzuki - RCF GARDENS				
IDEAL LAP TIME :		BEST LAP TIME :		DIFFERENCE :		
LAP	SECTOR 1	SECTOR 2	LAP TIME	MPH	DIFF	TIME OF DAY
1 -		39.172	1:37.643	68.24		17:34:50.613

BMCRC - MRO Championships 2018 - Rnd 2 @ Silverstone International

BMCRC Thunderbike Sport & BMCRC Rookie Minitwins

RACE 19 - BEST SECTORS

SECTOR 1			SECTOR 2			IDEAL / BEST COMPARISON						
POS	NO	NAME	TIME	NO	NAME	TIME	POS	NO	NAME	IDEAL	BEST	DIFF
									PERFECT LAP	1:24.227		
1	81	MAY	49.484	198	TOPPING	34.743	1	198	TOPPING	1:24.453	1:24.551	0.098
2	75	MAY	49.575	6	HOLDEN	34.785	2	81	MAY	1:24.561	1:24.826	0.265
3	198	TOPPING	49.710	81	MAY	35.077	3	6	HOLDEN	1:24.978	1:25.162	0.184
4	19	RUSSELL	50.025	47	WATSON	35.653	4	75	MAY	1:25.397	1:25.600	0.203
5	47	WATSON	50.102	75	MAY	35.822	5	47	WATSON	1:25.755	1:25.772	0.017
6	6	HOLDEN	50.193	19	RUSSELL	35.995	6	19	RUSSELL	1:26.020	1:26.020	0.000
7	20	TOUCEDA	50.808	20	TOUCEDA	36.058	7	20	TOUCEDA	1:26.866	1:26.866	0.000
8	145	JARVIS	51.613	145	JARVIS	36.324	8	145	JARVIS	1:27.937	1:28.405	0.468
9	137	CRAWT	51.631	137	CRAWT	36.647	9	137	CRAWT	1:28.278	1:28.376	0.098
10	131	EVANS	52.080	131	EVANS	36.649	10	131	EVANS	1:28.729	1:29.297	0.568
11	666	BEASLEY	52.198	90	WATSON	36.888	11	90	WATSON	1:29.413	1:29.413	0.000
12	90	WATSON	52.525	32	WILLIAMS	37.294	12	666	BEASLEY	1:30.047	1:30.493	0.446
13	32	WILLIAMS	52.881	84	BRANCO	37.840	13	32	WILLIAMS	1:30.175	1:30.394	0.219
14	66	SMITH	53.018	666	BEASLEY	37.849	14	84	BRANCO	1:31.326	1:31.473	0.147
15	84	BRANCO	53.486	9	WATSON	38.006	15	9	WATSON	1:31.622	1:31.810	0.188
16	9	WATSON	53.616	43	BARFORD	38.897	16	66	SMITH	1:32.120	1:32.264	0.144
17	143	DAVIE	53.621	182	PHILLIPS	38.919	17	182	PHILLIPS	1:33.466	1:33.466	0.000
18	182	PHILLIPS	54.547	10	MITCHELL	39.056	18	143	DAVIE	1:33.664	1:33.664	0.000
19	92	GROVE	54.755	66	SMITH	39.102	19	92	GROVE	1:34.275	1:34.659	0.384
20	48	WALLIS	54.977	181	FRANKLIN	39.172	20	43	BARFORD	1:34.477	1:35.202	0.725
21	62	MITCHELL	55.446	59	RIDGWELL	39.437	21	62	MITCHELL	1:35.129	1:35.639	0.510
22	43	BARFORD	55.580	92	GROVE	39.520	22	48	WALLIS	1:35.375	1:36.000	0.625
23	59	RIDGWELL	55.975	62	MITCHELL	39.683	23	59	RIDGWELL	1:35.412	1:35.486	0.074
24	0	STANLEY	55.980	22	MAY	40.014	24	10	MITCHELL	1:35.477	1:36.023	0.546
25	10	MITCHELL	56.421	143	DAVIE	40.043	25	0	STANLEY	1:37.014	1:37.274	0.260
26	85	KITE	56.741	48	WALLIS	40.398	26	44	PARKER	1:38.364	1:38.364	0.000
27	44	PARKER	57.619	44	PARKER	40.745	27	147	MAY	1:39.164	1:39.987	0.823
28	147	MAY	58.374	147	MAY	40.790	28	85	KITE	1:39.633	1:39.704	0.071
29	126	LECHAUVE	59.252	0	STANLEY	41.034	29	126	LECHAUVE	1:40.363	1:40.595	0.232
30	37	WOODS	1:00.649	126	LECHAUVE	41.111	30	37	WOODS	1:45.000	1:45.002	0.002
31	152	ALLEN	1:01.809	85	KITE	42.892	31	152	ALLEN	1:45.614	1:45.964	0.350
32	89	JONES	1:13.163	152	ALLEN	43.805	32	89	JONES	1:58.540		
33				37	WOODS	44.351	33	22	MAY			
34				89	JONES	45.377	34	181	FRANKLIN			

Weather / Track : Rain / Wet

Results can be found at www.tsl-timing.com

Silverstone International
 Circuit Length = 1.8508 miles
 Start: 17:33 Flag 17:44 End: 17:47

Printed - 17:49 Sunday, 08 April 2018