



Thunderbike Sport & Senior 300 Series

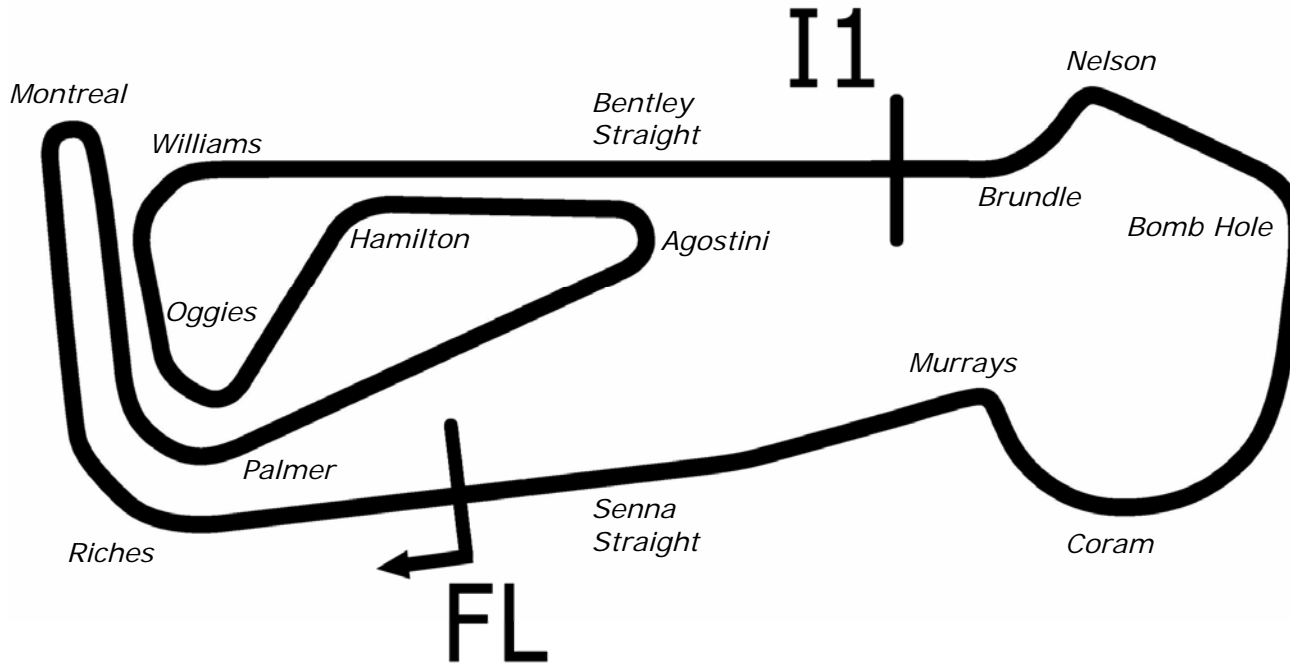
Snetterton 300

25th & 26th April 2015

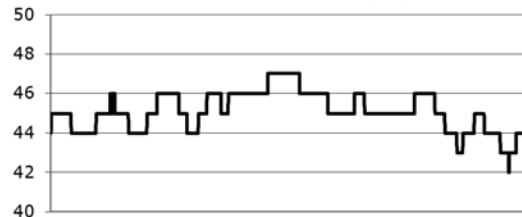


Results Provided by Timing Solutions Ltd
www.tsl-timing.com

Snetterton 300



Circuit Altitude (m)



Length	2.9689 miles	4778.0 m	
FL		52.46340 N	0.94476 E
I1	3198m	52.46617 N	0.94964 E
Pit Entry	4572m	52.46364 N	0.94774 E
Pit Exit	40m after FL	52.46338 N	0.94420 E
Pit Entry–Pit Exit 246m, 14.7s @60kph, 11.0s @80kph			

All results available at www.tsl-timing.com

BMCRC - MRO Championships 2015 - Rnd 2 @ Snetterton 300

Thunderbike Sport & Senior 300 Series

QUALIFYING - CLASSIFICATION



POS	NO	CL	PIC NAME	R	ENTRY	TIME	ON	LAPS	GAP	DIFF	MPH
1	139	TBS	1 Byron KIRK		Suzuki -	2:35.070	4	4			68.92
2	152	TBS	2 Paul JOHNSTON		Suzuki - ePayMe	2:36.775	4	4	1.705	1.705	68.17
3	6	TBS	3 Martin COOPER		Ducati -	2:40.463	3	3	5.393	3.688	66.60
4	22	TBS	4 Dave HARVIEK		HRC Deltablade - SW Roofing Group	2:40.655	4	4	5.585	0.192	66.52
5	37	TBS	5 Stephen WILSON		Suzuki -	2:41.593	4	4	6.523	0.938	66.14
6	32	TBS	6 Thomas WILLIAMS		Honda -	2:42.138	3	4	7.068	0.545	65.91
7	3	TBS	7 Marcus NEWALL		Suzuki - Mum & Dad	2:42.575	3	4	7.505	0.437	65.74
8	81	TBS	8 Malvern MAY		Ducati -	2:45.647	3	3	10.577	3.072	64.52
9	27	TBS	9 William SMITH		Kawasaki -	2:46.989	4	4	11.919	1.342	64.00
10	43	TBS	10 Colin WALKEY		Kawasaki - ELP Racing	2:47.213	1	1	12.143	0.224	63.91
11	70	TBS	11 Peter THORNTON		Kawasaki - Cadmatic	2:47.402	2	2	12.332	0.189	63.84
12	169	TBS	12 Robert MILES		Suzuki - The Bike Shop Long Eaton	2:48.255	4	4	13.185	0.853	63.52
13	40	TBS	13 Simon SNOWDEN		Ducati - Wheels Motorcycles Peterborough	2:49.593	2	2	14.523	1.338	63.02
14	12	TBS	14 Andrew GILL		Kawasaki -	2:50.034	4	4	14.964	0.441	62.85
15	85	TBS	15 Andrew KITE		Ducati - Finology Limited	2:50.346	4	4	15.276	0.312	62.74
16	9	S	1 Graham HAW		Kawasaki - Graham Haw Joinery	2:51.556	3	4	16.486	1.210	62.30
17	93	S	2 Monica ISAAC		Kawasaki - Fins Motorcycles	2:52.462	4	4	17.392	0.906	61.97
18	82	TBS	16 Paul BEAVIS	R	Yamaha -	2:54.674	2	3	19.604	2.212	61.18
19	51	TBS	17 Emma JARMAN		Kawasaki -	2:55.605	1	3	20.535	0.931	60.86
20	25	S	3 Leon JONES		Kawasaki -	2:56.772	4	4	21.702	1.167	60.46
21	23	S	4 Carl MITCHELL		Kawasaki - Erith Group	2:57.296	4	4	22.226	0.524	60.28
22	71	S	5 Chad JENNER		Kawasaki - AUDIOENERGY LTD	2:58.526	4	4	23.456	1.230	59.86
23	58	TBS	18 Steve YOUNG		Kawasaki - Cadmatic	3:00.708	3	3	25.638	2.182	59.14
24	54	TBS	19 Eric GORRIDGE		Kawasaki -	3:00.888	4	4	25.818	0.180	59.08
25	39	S	6 Patrick SMITH		Kawasaki -	3:01.032	3	3	25.962	0.144	59.03
26	64	S	7 Mike DEVALL		Kawasaki -	3:01.583	4	4	26.513	0.551	58.86
27	73	TBS	20 Vincent LEWIN		Suzuki - Vinitwin Racing DotCo	3:02.668	2	3	27.598	1.085	58.51
28	73	S	8 Michael SHARMAN		Kawasaki -	3:05.009	3	3	29.939	2.341	57.77
29	59	TBS	21 Danielle COOPER		Kawasaki - ePayMe	3:08.097	3	3	33.027	3.088	56.82
30	132	S	9 Paul ROBSON		Kawasaki - London First Aid	3:08.390	3	3	33.320	0.293	56.73
31	2	S	10 Lee HARDY		Kawasaki - Amy & Eric Hardy	3:09.845	1	1	34.775	1.455	56.29
32	56	TBS	22 Jason SOILLEUX		Ducati -	3:17.656	2	3	42.586	7.811	54.07
33	65	TBS	23 Ian SOILLEUX		Suzuki -	3:20.373	2	2	45.303	2.717	53.34
34	30	S	11 Malcolm HOWELL		Kawasaki -	3:50.403	1	1	1:15.333	30.030	46.38

Snetterton 300
 Circuit Length = 2.9689 miles
 Start: 09:14 Flag 09:24 End: 09:27

Weather / Track : Rain / Wet
 These results are provisional until the conclusion of any judicial and technical matters.

Clerk Of Course :	Timekeeper :
-------------------	--------------

Results can be found at www.tsl-timing.com

Printed - 09:27 Saturday, 25 April 2015



BMCRC - MRO Championships 2015 - Rnd 2 @ Snetterton 300

Thunderbike Sport & Senior 300 Series

QUALIFYING - SECTOR ANALYSIS

SECTOR 1 = FL to I1, SECTOR 2 = I1 to I2, SECTOR 3 = I2 to FL, DIFF = Difference To Personal Best Lap

P1 139 TBS Byron KIRK		Suzuki -				
IDEAL LAP TIME : 2:35.070		BEST LAP TIME : 2:35.070		DIFFERENCE : 0.000		
LAP	SECTOR 1	SECTOR 2	LAP TIME	MPH	DIFF	TIME OF DAY
1 -	1:53.040	55.157	2:48.197	63.54	13.127	09:18:51.412
2 -	1:47.925	55.186	2:43.111 (3)	65.52	8.041	09:21:34.523
3 -	1:45.295	52.289	2:37.584 (2)	67.82	2.514	09:24:12.107
4 -	1:43.308	51.762	2:35.070 (1)	68.92		09:26:47.177

P2 152 TBS Paul JOHNSTON		Suzuki - ePayMe				
IDEAL LAP TIME : 2:36.775		BEST LAP TIME : 2:36.775		DIFFERENCE : 0.000		
LAP	SECTOR 1	SECTOR 2	LAP TIME	MPH	DIFF	TIME OF DAY
1 -	2:00.128	57.536	2:57.664	60.15	20.889	09:17:56.038
2 -	1:49.335	55.155	2:44.490 (3)	64.97	7.715	09:20:40.528
3 -	1:45.251	54.211	2:39.462 (2)	67.02	2.687	09:23:19.990
4 -	1:44.056	52.719	2:36.775 (1)	68.17		09:25:56.765

P3 6 TBS Martin COOPER		Ducati -				
IDEAL LAP TIME : 2:40.463		BEST LAP TIME : 2:40.463		DIFFERENCE : 0.000		
LAP	SECTOR 1	SECTOR 2	LAP TIME	MPH	DIFF	TIME OF DAY
1 -	1:54.550	57.221	2:51.771 (3)	62.22	11.308	09:19:29.374
2 -	1:47.574	55.348	2:42.922 (2)	65.60	2.459	09:22:12.296
3 -	1:46.661	53.802	2:40.463 (1)	66.60		09:24:52.759

P4 22 TBS Dave HARVIEK		HRC Deltablade - SW Roofing Group				
IDEAL LAP TIME : 2:40.655		BEST LAP TIME : 2:40.655		DIFFERENCE : 0.000		
LAP	SECTOR 1	SECTOR 2	LAP TIME	MPH	DIFF	TIME OF DAY
1 -	1:59.879	58.175	2:58.054	60.02	17.399	09:17:25.419
2 -	1:52.900	55.241	2:48.141 (3)	63.56	7.486	09:20:13.560
3 -	1:48.837	54.017	2:42.854 (2)	65.62	2.199	09:22:56.414
4 -	1:47.415	53.240	2:40.655 (1)	66.52		09:25:37.069

P5 37 TBS Stephen WILSON		Suzuki -				
IDEAL LAP TIME : 2:41.451		BEST LAP TIME : 2:41.593		DIFFERENCE : 0.142		
LAP	SECTOR 1	SECTOR 2	LAP TIME	MPH	DIFF	TIME OF DAY
1 -	2:03.469	59.942	3:03.411	58.27	21.818	09:18:00.231
2 -	1:50.888	56.234	2:47.122 (3)	63.95	5.529	09:20:47.353
3 -	1:48.794	54.558	2:43.352 (2)	65.42	1.759	09:23:30.705
4 -	1:46.893	54.700	2:41.593 (1)	66.14		09:26:12.298

P6 32 TBS Thomas WILLIAMS		Honda -				
IDEAL LAP TIME : 2:40.740		BEST LAP TIME : 2:42.138		DIFFERENCE : 1.398		
LAP	SECTOR 1	SECTOR 2	LAP TIME	MPH	DIFF	TIME OF DAY
1 -	2:05.431	58.525	3:03.956	58.10	21.818	09:17:43.688
2 -	1:50.533	57.255	2:47.788 (3)	63.69	5.650	09:20:31.476
3 -	1:47.909	54.229	2:42.138 (1)	65.91		09:23:13.614
4 -	1:46.511	58.073	2:44.584 (2)	64.93	2.446	09:25:58.198

P7 3 TBS Marcus NEWALL		Suzuki - Mum & Dad				
IDEAL LAP TIME : 2:42.407		BEST LAP TIME : 2:42.575		DIFFERENCE : 0.168		
LAP	SECTOR 1	SECTOR 2	LAP TIME	MPH	DIFF	TIME OF DAY
1 -	1:54.694	55.332	2:50.026	62.86	7.451	09:17:12.453
2 -	1:50.503	55.456	2:45.959 (3)	64.40	3.384	09:19:58.412
3 -	1:49.272	53.303	2:42.575 (1)	65.74		09:22:40.987
4 -	1:49.104	54.467	2:43.571 (2)	65.34	0.996	09:25:24.558

Weather / Track : Rain / Wet

Snetterton 300

Circuit Length = 2.9689 miles

Start: 09:14 Flag 09:24 End: 09:27

BMCRC - MRO Championships 2015 - Rnd 2 @ Snetterton 300

Thunderbike Sport & Senior 300 Series

QUALIFYING - SECTOR ANALYSIS

SECTOR 1 = FL to I1, SECTOR 2 = I1 to I2, SECTOR 3 = I2 to FL, DIFF = Difference To Personal Best Lap

P8 81 TBS Malvern MAY		Ducati -				
IDEAL LAP TIME : 2:45.647		BEST LAP TIME : 2:45.647		DIFFERENCE : 0.000		
LAP	SECTOR 1	SECTOR 2	LAP TIME	MPH	DIFF	TIME OF DAY
1 -	2:05.446	57.892	3:03.338 (3)	58.29	17.691	09:19:54.447
2 -	1:51.481	56.188	2:47.669 (2)	63.74	2.022	09:22:42.116
3 -	1:49.804	55.843	2:45.647 (1)	64.52		09:25:27.763

P9 27 TBS William SMITH		Kawasaki -				
IDEAL LAP TIME : 2:46.989		BEST LAP TIME : 2:46.989		DIFFERENCE : 0.000		
LAP	SECTOR 1	SECTOR 2	LAP TIME	MPH	DIFF	TIME OF DAY
1 -	2:10.271	1:01.543	3:11.814	55.72	24.825	09:17:45.758
2 -	1:59.239	56.910	2:56.149 (3)	60.67	9.160	09:20:41.907
3 -	1:55.706	59.532	2:55.238 (2)	60.99	8.249	09:23:37.145
4 -	1:50.847	56.142	2:46.989 (1)	64.00		09:26:24.134

P10 43 TBS Colin WALKEY		Kawasaki - ELP Racing				
IDEAL LAP TIME : 2:44.222		BEST LAP TIME : 2:47.213		DIFFERENCE : 2.991		
LAP	SECTOR 1	SECTOR 2	LAP TIME	MPH	DIFF	TIME OF DAY
1 -	1:51.922	55.291	2:47.213 (1)	63.91		09:19:29.965

P11 70 TBS Peter THORNTON		Kawasaki - Cadmatic				
IDEAL LAP TIME : 2:47.402		BEST LAP TIME : 2:47.402		DIFFERENCE : 0.000		
LAP	SECTOR 1	SECTOR 2	LAP TIME	MPH	DIFF	TIME OF DAY
1 -	1:58.291	57.929	2:56.220 (2)	60.65	8.818	09:17:24.113
2 -	1:51.544	55.858	2:47.402 (1)	63.84		09:20:11.515

P12 169 TBS Robert MILES		Suzuki - The Bike Shop Long Eaton				
IDEAL LAP TIME : 2:48.255		BEST LAP TIME : 2:48.255		DIFFERENCE : 0.000		
LAP	SECTOR 1	SECTOR 2	LAP TIME	MPH	DIFF	TIME OF DAY
1 -	2:05.537	57.512	3:03.049	58.38	14.794	09:17:31.964
2 -	1:55.313	57.591	2:52.904 (3)	61.81	4.649	09:20:24.868
3 -	1:54.912	56.561	2:51.473 (2)	62.33	3.218	09:23:16.341
4 -	1:52.145	56.110	2:48.255 (1)	63.52		09:26:04.596

P13 40 TBS Simon SNOWDEN		Ducati - Wheels Motorcycles Peterborough				
IDEAL LAP TIME : 2:49.593		BEST LAP TIME : 2:49.593		DIFFERENCE : 0.000		
LAP	SECTOR 1	SECTOR 2	LAP TIME	MPH	DIFF	TIME OF DAY
1 -	2:06.349	59.680	3:06.029 (2)	57.45	16.436	09:17:43.074
2 -	1:51.621	57.972	2:49.593 (1)	63.02		09:20:32.667

P14 12 TBS Andrew GILL		Kawasaki -				
IDEAL LAP TIME : 2:50.034		BEST LAP TIME : 2:50.034		DIFFERENCE : 0.000		
LAP	SECTOR 1	SECTOR 2	LAP TIME	MPH	DIFF	TIME OF DAY
1 -	2:05.277	1:00.507	3:05.784	57.52	15.750	09:17:37.672
2 -	1:55.294	58.394	2:53.688 (3)	61.53	3.654	09:20:31.360
3 -	1:52.839	57.937	2:50.776 (2)	62.58	0.742	09:23:22.136
4 -	1:52.780	57.254	2:50.034 (1)	62.85		09:26:12.170

P15 85 TBS Andrew KITE		Ducati - Finology Limited				
IDEAL LAP TIME : 2:50.346		BEST LAP TIME : 2:50.346		DIFFERENCE : 0.000		
LAP	SECTOR 1	SECTOR 2	LAP TIME	MPH	DIFF	TIME OF DAY
1 -	2:08.286	1:04.618	3:12.904	55.40	22.558	09:18:09.807
2 -	1:53.682	1:00.088	2:53.770 (2)	61.50	3.424	09:21:03.577
3 -	1:57.943	58.429	2:56.372 (3)	60.59	6.026	09:23:59.949
4 -	1:52.003	58.343	2:50.346 (1)	62.74		09:26:50.295

Weather / Track : Rain / Wet

Snetterton 300
Circuit Length = 2.9689 miles
Start: 09:14 Flag 09:24 End: 09:27

BMCRC - MRO Championships 2015 - Rnd 2 @ Snetterton 300

Thunderbike Sport & Senior 300 Series

QUALIFYING - SECTOR ANALYSIS

SECTOR 1 = FL to I1, SECTOR 2 = I1 to I2, SECTOR 3 = I2 to FL, DIFF = Difference To Personal Best Lap

P16		9 S		Graham HAW		Kawasaki - Graham Haw Joinery	
IDEAL LAP TIME : 2:51.556		BEST LAP TIME : 2:51.556		DIFFERENCE : 0.000			
LAP	SECTOR 1	SECTOR 2	LAP TIME	MPH	DIFF	TIME OF DAY	
1 -	2:11.476	1:02.039	3:13.515	55.23	21.959	09:17:55.837	
2 -	1:57.985	59.341	2:57.326 (3)	60.27	5.770	09:20:53.163	
3 -	1:54.724	56.832	2:51.556 (1)	62.30		09:23:44.719	
4 -	1:56.704	57.237	2:53.941 (2)	61.44	2.385	09:26:38.660	

P17		93 S		Monica ISAAC		Kawasaki - Fins Motorcycles	
IDEAL LAP TIME : 2:52.462		BEST LAP TIME : 2:52.462		DIFFERENCE : 0.000			
LAP	SECTOR 1	SECTOR 2	LAP TIME	MPH	DIFF	TIME OF DAY	
1 -	2:13.386	1:02.939	3:16.325	54.44	23.863	09:17:53.922	
2 -	1:58.765	59.329	2:58.094 (3)	60.01	5.632	09:20:52.016	
3 -	1:55.866	59.634	2:55.500 (2)	60.90	3.038	09:23:47.516	
4 -	1:55.567	56.895	2:52.462 (1)	61.97		09:26:39.978	

P18		82 TBS		Paul BEAVIS		Yamaha -	
IDEAL LAP TIME : 2:54.425		BEST LAP TIME : 2:54.674		DIFFERENCE : 0.249			
LAP	SECTOR 1	SECTOR 2	LAP TIME	MPH	DIFF	TIME OF DAY	
1 -	2:09.064	1:00.689	3:09.753 (3)	56.32	15.079	09:17:46.070	
2 -	1:56.055	58.619	2:54.674 (1)	61.18		09:20:40.744	
3 -	1:55.806	1:01.617	2:57.423 (2)	60.24	2.749	09:23:38.167	

P19		51 TBS		Emma JARMAN		Kawasaki -	
IDEAL LAP TIME : 2:46.295		BEST LAP TIME : 2:55.605		DIFFERENCE : 9.310			
LAP	SECTOR 1	SECTOR 2	LAP TIME	MPH	DIFF	TIME OF DAY	
1 -	1:58.198	57.407	2:55.605 (1)	60.86		09:17:24.230	
2 -	1:53.446		5:14.075 P	34.03	2:18.470	09:22:38.305	
3 -	OUTLAP	52.849	2:41.605	66.13		09:25:19.910	

P20		25 S		Leon JONES		Kawasaki -	
IDEAL LAP TIME : 2:56.772		BEST LAP TIME : 2:56.772		DIFFERENCE : 0.000			
LAP	SECTOR 1	SECTOR 2	LAP TIME	MPH	DIFF	TIME OF DAY	
1 -	2:08.015	1:03.081	3:11.096	55.93	14.324	09:17:43.784	
2 -	2:02.058	1:03.434	3:05.492 (3)	57.62	8.720	09:20:49.276	
3 -	1:58.128	1:02.156	3:00.284 (2)	59.28	3.512	09:23:49.560	
4 -	1:56.937	59.835	2:56.772 (1)	60.46		09:26:46.332	

P21		23 S		Carl MITCHELL		Kawasaki - Erith Group	
IDEAL LAP TIME : 2:55.015		BEST LAP TIME : 2:57.296		DIFFERENCE : 2.281			
LAP	SECTOR 1	SECTOR 2	LAP TIME	MPH	DIFF	TIME OF DAY	
1 -	2:10.674	1:02.313	3:12.987	55.38	15.691	09:18:13.202	
2 -	2:05.063	59.192	3:04.255 (3)	58.00	6.959	09:21:17.457	
3 -	1:59.286	58.613	2:57.899 (2)	60.07	0.603	09:24:15.356	
4 -	1:56.402	1:00.894	2:57.296 (1)	60.28		09:27:12.652	

P22		71 S		Chad JENNER		Kawasaki - AUDIOENERGY LTD	
IDEAL LAP TIME : 2:58.526		BEST LAP TIME : 2:58.526		DIFFERENCE : 0.000			
LAP	SECTOR 1	SECTOR 2	LAP TIME	MPH	DIFF	TIME OF DAY	
1 -	2:06.965	1:02.525	3:09.490	56.40	10.964	09:17:40.000	
2 -	2:01.071	59.345	3:00.416 (3)	59.24	1.890	09:20:40.416	
3 -	2:01.370	58.993	3:00.363 (2)	59.25	1.837	09:23:40.779	
4 -	2:00.886	57.640	2:58.526 (1)	59.86		09:26:39.305	

Weather / Track : Rain / Wet

Snetterton 300
Circuit Length = 2.9689 miles
Start: 09:14 Flag 09:24 End: 09:27

BMCRC - MRO Championships 2015 - Rnd 2 @ Snetterton 300

Thunderbike Sport & Senior 300 Series

QUALIFYING - SECTOR ANALYSIS

SECTOR 1 = FL to I1, SECTOR 2 = I1 to I2, SECTOR 3 = I2 to FL, DIFF = Difference To Personal Best Lap

P23 58 TBS Steve YOUNG		Kawasaki - Cadmatic				
IDEAL LAP TIME : 3:00.536		BEST LAP TIME : 3:00.708		DIFFERENCE : 0.172		
LAP	SECTOR 1	SECTOR 2	LAP TIME	MPH	DIFF	TIME OF DAY
1 -	2:16.900	1:02.252	3:19.152 (3)	53.66	18.444	09:18:00.654
2 -	2:00.957	1:01.864	3:02.821 (2)	58.46	2.113	09:21:03.475
3 -	2:01.129	59.579	3:00.708 (1)	59.14		09:24:04.183

P24 54 TBS Eric GORRIDGE		Kawasaki -				
IDEAL LAP TIME : 3:00.888		BEST LAP TIME : 3:00.888		DIFFERENCE : 0.000		
LAP	SECTOR 1	SECTOR 2	LAP TIME	MPH	DIFF	TIME OF DAY
1 -	2:13.854	1:05.869	3:19.723	53.51	18.835	09:17:54.641
2 -	2:06.374	1:01.948	3:08.322 (3)	56.75	7.434	09:21:02.963
3 -	2:04.795	1:01.344	3:06.139 (2)	57.41	5.251	09:24:09.102
4 -	2:00.732	1:00.156	3:00.888 (1)	59.08		09:27:09.990

P25 39 S Patrick SMITH		Kawasaki -				
IDEAL LAP TIME : 3:01.032		BEST LAP TIME : 3:01.032		DIFFERENCE : 0.000		
LAP	SECTOR 1	SECTOR 2	LAP TIME	MPH	DIFF	TIME OF DAY
1 -	OUTLAP	1:04.149	3:14.631	54.91	13.599	09:21:02.567
2 -	2:03.137	1:02.721	3:05.858 (2)	57.50	4.826	09:24:08.425
3 -	2:00.537	1:00.495	3:01.032 (1)	59.03		09:27:09.457

P26 64 S Mike DEVALL		Kawasaki -				
IDEAL LAP TIME : 3:01.296		BEST LAP TIME : 3:01.583		DIFFERENCE : 0.287		
LAP	SECTOR 1	SECTOR 2	LAP TIME	MPH	DIFF	TIME OF DAY
1 -	2:23.121	1:03.622	3:26.743	51.69	25.160	09:18:04.837
2 -	2:01.485	1:01.091	3:02.576 (2)	58.54	0.993	09:21:07.413
3 -	2:03.440	1:01.107	3:04.547 (3)	57.91	2.964	09:24:11.960
4 -	2:00.205	1:01.378	3:01.583 (1)	58.86		09:27:13.543

P27 73 TBS Vincent LEWIN		Suzuki - Vinitwin Racing DotCo				
IDEAL LAP TIME : 3:02.668		BEST LAP TIME : 3:02.668		DIFFERENCE : 0.000		
LAP	SECTOR 1	SECTOR 2	LAP TIME	MPH	DIFF	TIME OF DAY
1 -	2:20.886	1:06.467	3:27.353 (3)	51.54	24.685	09:18:31.062
2 -	2:00.532	1:02.136	3:02.668 (1)	58.51		09:21:33.730
3 -	2:10.907	1:04.216	3:15.123 (2)	54.77	12.455	09:24:48.853

P28 73 S Michael SHARMAN		Kawasaki -				
IDEAL LAP TIME : 3:04.521		BEST LAP TIME : 3:05.009		DIFFERENCE : 0.488		
LAP	SECTOR 1	SECTOR 2	LAP TIME	MPH	DIFF	TIME OF DAY
1 -	2:20.435	1:04.662	3:25.097 (3)	52.11	20.088	09:18:24.295
2 -	2:04.870	1:01.718	3:06.588 (2)	57.28	1.579	09:21:30.883
3 -	2:02.803	1:02.206	3:05.009 (1)	57.77		09:24:35.892

P29 59 TBS Danielle COOPER		Kawasaki - ePayMe				
IDEAL LAP TIME : 3:08.097		BEST LAP TIME : 3:08.097		DIFFERENCE : 0.000		
LAP	SECTOR 1	SECTOR 2	LAP TIME	MPH	DIFF	TIME OF DAY
1 -	2:18.809	1:05.157	3:23.966 (3)	52.40	15.869	09:20:25.283
2 -	2:08.839	1:04.455	3:13.294 (2)	55.29	5.197	09:23:38.577
3 -	2:04.423	1:03.674	3:08.097 (1)	56.82		09:26:46.674

P30 132 S Paul ROBSON		Kawasaki - London First Aid				
IDEAL LAP TIME : 3:08.390		BEST LAP TIME : 3:08.390		DIFFERENCE : 0.000		
LAP	SECTOR 1	SECTOR 2	LAP TIME	MPH	DIFF	TIME OF DAY
1 -	2:20.580	1:05.819	3:26.399 (3)	51.78	18.009	09:18:24.000

Weather / Track : Rain / Wet

Snetterton 300
Circuit Length = 2.9689 miles
Start: 09:14 Flag 09:24 End: 09:27

BMCRC - MRO Championships 2015 - Rnd 2 @ Snetterton 300

Thunderbike Sport & Senior 300 Series

QUALIFYING - SECTOR ANALYSIS

SECTOR 1 = FL to I1, SECTOR 2 = I1 to I2, SECTOR 3 = I2 to FL, DIFF = Difference To Personal Best Lap

2 - 2:09.818 1:03.790 3:13.608 (2) 55.20 5.218 09:21:37.608
3 - 2:05.965 1:02.425 3:08.390 (1) 56.73 09:24:45.998

P31	2 S	Lee HARDY	Kawasaki - Amy & Eric Hardy			
IDEAL LAP TIME : 3:09.845		BEST LAP TIME : 3:09.845		DIFFERENCE : 0.000		
LAP	SECTOR 1	SECTOR 2	LAP TIME	MPH	DIFF	TIME OF DAY
1 -	2:06.600	1:03.245	3:09.845 (1)	56.29		09:18:12.043

P32	56 TBS	Jason SOILLEUX	Ducati -			
IDEAL LAP TIME : 3:17.656		BEST LAP TIME : 3:17.656		DIFFERENCE : 0.000		
LAP	SECTOR 1	SECTOR 2	LAP TIME	MPH	DIFF	TIME OF DAY
1 -	2:26.149	1:08.156	3:34.305 (3)	49.87	16.649	09:18:15.067
2 -	2:11.374	1:06.282	3:17.656 (1)	54.07		09:21:32.723
3 -	2:13.068	1:06.867	3:19.935 (2)	53.45	2.279	09:24:52.658

P33	65 TBS	Ian SOILLEUX	Suzuki -			
IDEAL LAP TIME : 3:17.409		BEST LAP TIME : 3:20.373		DIFFERENCE : 2.964		
LAP	SECTOR 1	SECTOR 2	LAP TIME	MPH	DIFF	TIME OF DAY
1 -	2:25.175	1:12.461	3:37.636 (2)	49.10	17.263	09:18:11.433
2 -	2:12.210	1:08.163	3:20.373 (1)	53.34		09:21:31.806

P34	30 S	Malcolm HOWELL	Kawasaki -			
IDEAL LAP TIME : 3:40.760		BEST LAP TIME : 3:50.403		DIFFERENCE : 9.643		
LAP	SECTOR 1	SECTOR 2	LAP TIME	MPH	DIFF	TIME OF DAY
1 -	2:36.034	1:14.369	3:50.403 (1)	46.38		09:18:56.054

BMCRC - MRO Championships 2015 - Rnd 2 @ Snetterton 300

Thunderbike Sport & Senior 300 Series

QUALIFYING - BEST SECTORS

SECTOR 1			SECTOR 2			IDEAL / BEST COMPARISON						
POS	NO	NAME	TIME	NO	NAME	TIME	POS	NO	NAME	IDEAL	BEST	DIFF
									PERFECT LAP	2:35.070		
1	139	KIRK	1:43.308	139	KIRK	51.762	1	139	KIRK	2:35.070	2:35.070	0.000
2	152	JOHNSTON	1:44.056	152	JOHNSTON	52.719	2	152	JOHNSTON	2:36.775	2:36.775	0.000
3	32	WILLIAMS	1:46.511	51	JARMAN	52.849	3	6	COOPER	2:40.463	2:40.463	0.000
4	6	COOPER	1:46.661	22	HARVIEK	53.240	4	22	HARVIEK	2:40.655	2:40.655	0.000
5	37	WILSON	1:46.893	3	NEWALL	53.303	5	32	WILLIAMS	2:40.740	2:42.138	1.398
6	22	HARVIEK	1:47.415	6	COOPER	53.802	6	37	WILSON	2:41.451	2:41.593	0.142
7	43	WALKEY	1:48.931	32	WILLIAMS	54.229	7	3	NEWALL	2:42.407	2:42.575	0.168
8	3	NEWALL	1:49.104	37	WILSON	54.558	8	43	WALKEY	2:44.222	2:47.213	2.991
9	81	MAY	1:49.804	43	WALKEY	55.291	9	81	MAY	2:45.647	2:45.647	0.000
10	27	SMITH	1:50.847	81	MAY	55.843	10	51	JARMAN	2:46.295	2:55.605	9.310
11	70	THORNTON	1:51.544	70	THORNTON	55.858	11	27	SMITH	2:46.989	2:46.989	0.000
12	40	SNOWDEN	1:51.621	169	MILES	56.110	12	70	THORNTON	2:47.402	2:47.402	0.000
13	85	KITE	1:52.003	27	SMITH	56.142	13	169	MILES	2:48.255	2:48.255	0.000
14	169	MILES	1:52.145	9	HAW	56.832	14	40	SNOWDEN	2:49.593	2:49.593	0.000
15	12	GILL	1:52.780	93	ISAAC	56.895	15	12	GILL	2:50.034	2:50.034	0.000
16	51	JARMAN	1:53.446	12	GILL	57.254	16	85	KITE	2:50.346	2:50.346	0.000
17	9	HAW	1:54.724	71	JENNER	57.640	17	9	HAW	2:51.556	2:51.556	0.000
18	93	ISAAC	1:55.567	40	SNOWDEN	57.972	18	93	ISAAC	2:52.462	2:52.462	0.000
19	82	BEAVIS	1:55.806	85	KITE	58.343	19	82	BEAVIS	2:54.425	2:54.674	0.249
20	23	MITCHELL	1:56.402	23	MITCHELL	58.613	20	23	MITCHELL	2:55.015	2:57.296	2.281
21	25	JONES	1:56.937	82	BEAVIS	58.619	21	25	JONES	2:56.772	2:56.772	0.000
22	64	DEVALL	2:00.205	58	YOUNG	59.579	22	71	JENNER	2:58.526	2:58.526	0.000
23	73	LEWIN	2:00.532	25	JONES	59.835	23	58	YOUNG	3:00.536	3:00.708	0.172
24	39	SMITH	2:00.537	54	GORRIDGE	1:00.156	24	54	GORRIDGE	3:00.888	3:00.888	0.000
25	54	GORRIDGE	2:00.732	39	SMITH	1:00.495	25	39	SMITH	3:01.032	3:01.032	0.000
26	71	JENNER	2:00.886	64	DEVALL	1:01.091	26	64	DEVALL	3:01.296	3:01.583	0.287
27	58	YOUNG	2:00.957	73	SHARMAN	1:01.718	27	73	LEWIN	3:02.668	3:02.668	0.000
28	73	SHARMAN	2:02.803	73	LEWIN	1:02.136	28	73	SHARMAN	3:04.521	3:05.009	0.488
29	59	COOPER	2:04.423	132	ROBSON	1:02.425	29	59	COOPER	3:08.097	3:08.097	0.000
30	132	ROBSON	2:05.965	2	HARDY	1:03.245	30	132	ROBSON	3:08.390	3:08.390	0.000
31	2	HARDY	2:06.600	59	COOPER	1:03.674	31	2	HARDY	3:09.845	3:09.845	0.000
32	65	SOILLEUX	2:09.246	56	SOILLEUX	1:06.282	32	65	SOILLEUX	3:17.409	3:20.373	2.964
33	56	SOILLEUX	2:11.374	65	SOILLEUX	1:08.163	33	56	SOILLEUX	3:17.656	3:17.656	0.000
34	30	HOWELL	2:26.391	30	HOWELL	1:14.369	34	30	HOWELL	3:40.760	3:50.403	9.643

Weather / Track : Rain / Wet

Results can be found at www.tsl-timing.com

Snetterton 300

Circuit Length = 2.9689 miles

Start: 09:14 Flag 09:24 End: 09:27

Printed - 09:28 Saturday, 25 April 2015

BMCRC - MRO Championships 2015 - Rnd 2 @ Snetterton 300

Thunderbike Sport & Senior 300 Series

RACE 2 - GRID (5 Laps)



ROW 14		3:50.403	41	30 Malcolm HOWELL	40	2 Lee HARDY	3:09.845
ROW 13		3:08.390	39	132 Paul ROBSON	38	73 Michael SHARMAN	3:01.583
ROW 12		3:01.032	36	39 Patrick SMITH	35	71 Chad JENNER	2:57.296
ROW 11		2:56.772	33	25 Leon JONES	32	93 Monica ISAAC	2:51.556
ROW 10							
ROW 9							
ROW 8		3:20.373	24	86 Steve RICHARDS	23	65 Ian SOILLEUX	3:17.656
ROW 7		3:08.097	21	59 Danielle COOPER	20	73 Vincent LEWIN	3:00.888
ROW 6		3:00.708	18	58 Steve YOUNG	17	51 Emma JARMAN	2:54.674
ROW 5		2:50.346	15	85 Andrew KITE	14	12 Andrew GILL	2:49.593
ROW 4		2:48.255	12	169 Robert MILES	11	70 Peter THORNTON	2:47.213
ROW 3		2:46.989	9	27 William SMITH	8	81 Malvern MAY	2:42.575
ROW 2		2:42.138	6	32 Thomas WILLIAMS	5	37 Stephen WILSON	2:40.655
ROW 1		2:40.463	3	6 Martin COOPER	2	152 Paul JOHNSTON	2:35.070
					1	139 Byron KIRK	Pole

Snetterton 300
Circuit Length = 2.9689 miles

These results are provisional until the conclusion of any judicial and technical matters.

Clerk Of Course :	Timekeeper :
-------------------	--------------

Results can be found at www.tsl-timing.com

Printed - 09:39 Saturday, 25 April 2015



BMCRC - MRO Championships 2015 - Rnd 2 @ Snetterton 300

Thunderbike Sport & Senior 300 Series

RACE 2 - CLASSIFICATION



CLASS : S											
POS	NO	CL	NAME	ENTRY	LAPS	TIME	GAP	DIFF	MPH	BEST	ON
1	23	S	Carl MITCHELL	Kawasaki - Erith Group	5	14:26.117			61.70	2:33.254	5
2	25	S	Leon JONES	Kawasaki -	5	14:31.902	2:13.820	5.785	61.29	2:35.444	5
3	9	S	Graham HAW	Kawasaki - Graham Haw Joinery	5	14:32.481	2:14.399	0.579	61.25	2:36.670	5
4	93	S	Monica ISAAC	Kawasaki - Fins Motorcycles	5	14:32.799	2:14.717	0.318	61.22	2:36.545	4
5	71	S	Chad JENNER	Kawasaki - AUDIOENERGY LTD	5	14:42.862	2:24.780	2.472	60.53	2:40.037	4
6	39	S	Patrick SMITH	Kawasaki -	5	14:52.216	2:34.134	9.354	59.89	2:40.763	5
7	132	S	Paul ROBSON	Kawasaki - London First Aid	5	14:54.725	2:36.643	2.509	59.72	2:41.305	4
8	73	S	Michael SHARMAN	Kawasaki -	4	12:25.435	1 Lap	1 Lap	57.35	2:45.631	3
9	64	S	Mike DEVAL	Kawasaki -	4	12:33.636	1 Lap	8.201	56.72	2:48.195	3
10	30	S	Malcolm HOWELL	Kawasaki -	4	13:16.056	1 Lap	42.420	53.70	2:57.270	4

CLASS : TBS											
POS	NO	CL	NAME	ENTRY	LAPS	TIME	GAP	DIFF	MPH	BEST	ON
1	6	TBS	Martin COOPER	Ducati -	5	12:18.082			72.40	2:24.188	5
2	51	TBS	Emma JARMAN	Kawasaki -	5	12:24.333	6.251	6.251	71.79	2:26.490	5
3	139	TBS	Byron KIRK	Suzuki -	5	12:36.489	18.407	12.156	70.64	2:28.467	5
4	22	TBS	Dave HARVIEK	HRC Deltablade - SW Roofing Group	5	12:36.893	18.811	0.404	70.60	2:28.346	5
5	70	TBS	Peter THORNTON	Kawasaki - Cadmatic	5	12:36.920	18.838	0.027	70.60	2:24.764	5
6	37	TBS	Stephen WILSON	Suzuki -	5	12:37.219	19.137	0.299	70.57	2:23.849	5
7	27	TBS	William SMITH	Kawasaki -	5	12:49.353	31.271	12.134	69.46	2:30.390	4
8	81	TBS	Malvern MAY	Ducati -	5	12:49.397	31.315	0.044	69.45	2:30.723	4
9	32	TBS	Thomas WILLIAMS	Honda -	5	12:51.845	33.763	2.448	69.23	2:30.543	2
10	65	TBS	Ian SOILLEUX	Suzuki -	5	12:56.845	38.763	5.000	68.79	2:26.345	4
11	169	TBS	Robert MILES	Suzuki - The Bike Shop Long Eaton	5	12:57.509	39.427	0.664	68.73	2:32.319	5
12	82	TBS	Paul BEAVIS	R Yamaha -	5	13:07.798	49.716	10.289	67.83	2:30.993	5
13	85	TBS	Andrew KITE	Ducati - Finology Limited	5	13:10.533	52.451	2.735	67.60	2:30.720	5
14	40	TBS	Simon SNOWDEN	Ducati - Wheels Motorcycles Peterborough	5	13:13.901	55.819	3.368	67.31	2:33.470	5
15	54	TBS	Eric GORRIDGE	Kawasaki -	5	13:15.026	56.944	1.125	67.21	2:31.694	5
16	58	TBS	Steve YOUNG	Kawasaki - Cadmatic	5	13:27.325	1:09.243	12.299	66.19	2:37.720	5
17	86	TBS	Steve RICHARDS	R Honda -	5	13:50.540	1:32.458	23.215	64.34	2:37.902	5
18	73	TBS	Vincent LEWIN	Suzuki - Vinitwin Racing DotCo	5	13:51.512	1:33.430	0.972	64.26	2:38.980	5
19	59	TBS	Danielle COOPER	Kawasaki - ePayMe	5	14:34.948	2:16.866	2.149	61.07	2:49.650	5
20	56	TBS	Jason SOILLEUX	Ducati -	5	14:40.390	2:22.308	5.442	60.70	2:46.471	5
DNF	152	TBS	Paul JOHNSTON	Suzuki - ePayMe	3	7:29.717	2 Laps	1 Lap	71.29	2:27.185	3
DNF	12	TBS	Andrew GILL	Kawasaki -	2	5:26.585	3 Laps	1 Lap	65.45	2:38.306	2
DNF	19	TBS	Stephen SWEETMAN	Suzuki -	1	2:50.581	4 Laps	1 Lap	62.65	2:50.581	1
DNF	43	TBS	Colin WALKEY	Kawasaki - ELP Racing	0						0

FASTEST LAP

37	TBS	Stephen WILSON	Suzuki -	5	2:23.849	74.30 mph	119.57 kph
23	S	Carl MITCHELL	Kawasaki - Erith Group	5	2:33.254	69.74 mph	112.23 kph

Class S - 90% of race speed - 55.53mph
 Class TBS - 90% of race speed - 65.16mph

Snetterton 300
 Circuit Length = 2.9689 miles
 Start: 11:47 Flag 12:00 End: 12:03

Weather / Track : Cloudy / Wet

These results are provisional until the conclusion of any judicial and technical matters.

Clerk Of Course :	Timekeeper :
-------------------	--------------

Results can be found at www.tsl-timing.com

Printed - 12:09 Saturday, 25 April 2015



BMCRC - MRO Championships 2015 - Rnd 2 @ Snetterton 300

Thunderbike Sport & Senior 300 Series

RACE 2 - LAP CHART

LAP 1 @ 11:50:27.108			LAP 2 @ 11:52:55.122			LAP 3 @ 11:55:22.112			LAP 4 @ 11:57:47.300			LAP 5 @ 12:00:11.488		
NO	BEHIND	LAP TIME	NO	BEHIND	LAP TIME	NO	BEHIND	LAP TIME	NO	BEHIND	LAP TIME	NO	BEHIND	LAP TIME
6		2:33.702	6		2:28.014	6		2:26.990	6		2:25.188	6		2:24.188
152	0.573	2:34.275	152	0.816	2:28.257	152	1.011	2:27.185	51	3.949	2:27.030	51	6.251	2:26.490
139	1.677	2:35.379	51	2.290	2:28.173	51	2.107	2:26.807	139	14.128	2:29.811	73	1 Lap	2:47.399
51	2.131	2:35.833	139	5.211	2:31.548	139	9.505	2:31.284	22	14.653	2:29.966	64	1 Lap	2:48.515
22	4.120	2:37.822	22	6.135	2:30.029	22	9.875	2:30.730	70	18.262	2:28.666	139	18.407	2:28.467
32	6.736	2:40.438	32	9.265	2:30.543	70	14.784	2:28.911	37	19.476	2:27.767	22	18.811	2:28.346
37	7.100	2:40.802	37	10.652	2:31.566	32	16.687	2:34.412	32	22.844	2:31.345	70	18.838	2:24.764
81	8.349	2:42.051	81	11.729	2:31.394	37	16.897	2:33.235	81	23.035	2:30.723	37	19.137	2:23.849
27	10.755	2:44.457	70	12.863	2:29.654	81	17.500	2:32.761	30	1 Lap	3:01.433	27	31.271	2:30.457
169	11.125	2:44.827	27	15.242	2:32.501	27	19.800	2:31.548	27	25.002	2:30.390	81	31.315	2:32.468
70	11.223	2:44.925	169	17.972	2:34.861	169	23.958	2:32.976	169	31.296	2:32.526	32	33.763	2:35.107
12	14.577	2:48.279	40	23.030	2:36.180	65	33.389	2:34.337	65	34.546	2:26.345	65	38.763	2:28.405
40	14.864	2:48.566	12	24.869	2:38.306	40	33.713	2:37.673	82	42.911	2:33.664	169	39.427	2:32.319
58	16.350	2:50.052	65	26.042	2:36.292	82	34.435	2:34.416	85	45.919	2:34.234	82	49.716	2:30.993
19	16.879	2:50.581	58	26.724	2:38.388	85	36.873	2:34.679	40	46.537	2:38.012	85	52.451	2:30.720
82	17.389	2:51.091	82	27.009	2:37.634	58	40.794	2:41.060	54	49.438	2:33.699	40	55.819	2:33.470
65	17.764	2:51.466	85	29.184	2:38.389	54	40.927	2:36.821	58	55.711	2:40.105	54	56.944	2:31.694
85	18.809	2:52.511	54	31.096	2:39.720	73	1:03.367	2:43.009	73	1:18.638	2:40.459	30	1 Lap	2:57.270
54	19.390	2:53.092	73	47.348	2:48.132	86	1:05.068	2:43.215	86	1:18.744	2:38.864	58	1:09.243	2:37.720
73	27.230	3:00.932	86	48.843	2:47.503	59	1:23.652	2:53.157	59	1:51.404	2:52.940	86	1:32.458	2:37.902
86	29.354	3:03.056	59	57.485	2:55.429	56	1:37.050	2:50.480	23	1:58.969	2:37.736	73	1:33.430	2:38.980
59	30.070	3:03.772	56	1:13.560	2:55.370	23	1:46.421	2:39.305	56	2:00.025	2:48.163	23	2:08.035	2:33.254
56	46.204	3:19.906	23	1:34.106	2:40.284	9	1:46.748	2:39.113	9	2:01.917	2:40.357	25	2:13.820	2:35.444
23	1:21.836	3:55.538	9	1:34.625	2:39.889	25	1:50.901	2:41.310	93	2:02.306	2:36.545	9	2:14.399	2:36.670
9	1:22.750	3:56.452	25	1:36.581	2:40.568	93	1:50.949	2:38.841	25	2:02.564	2:36.851	93	2:14.717	2:36.599
25	1:24.027	3:57.729	93	1:39.098	2:41.972	71	1:53.182	2:40.963	71	2:08.031	2:40.037	59	2:16.866	2:49.650
93	1:25.140	3:58.842	71	1:39.209	2:42.048	39	2:01.475	2:42.949	39	2:17.559	2:41.272	56	2:22.308	2:46.471
71	1:25.175	3:58.877	39	1:45.516	2:44.080	132	2:01.975	2:41.642	132	2:18.092	2:41.305	71	2:24.780	2:40.937
39	1:29.450	4:03.152	132	1:47.323	2:44.569	73	2:09.330	2:45.631				39	2:34.134	2:40.763
73	1:30.539	4:04.241	73	1:50.689	2:48.164	64	2:16.415	2:48.195				132	2:36.643	2:42.739
132	1:30.768	4:04.470	64	1:55.210	2:49.792									
64	1:33.432	4:07.134	30	2:15.637	3:01.444									
30	1:42.207	4:15.909												

Weather / Track : Cloudy / Wet

Results can be found at www.tsl-timing.com

Snetterton 300

Circuit Length = 2.9689 miles

Start: 11:47 Flag 12:00 End: 12:03

Printed - 12:11 Saturday, 25 April 2015

BMCRC - MRO Championships 2015 - Rnd 2 @ Snetterton 300

Thunderbike Sport & Senior 300 Series

RACE 2 - SECTOR ANALYSIS

SECTOR 1 = FL to I1, SECTOR 2 = I1 to I2, SECTOR 3 = I2 to FL, DIFF = Difference To Personal Best Lap

P1 6 TBS Martin COOPER		Ducati -				
IDEAL LAP TIME : 2:24.188	BEST LAP TIME : 2:24.188	DIFFERENCE : 0.000				
LAP	SECTOR 1	SECTOR 2	LAP TIME	MPH	DIFF	TIME OF DAY
1 -		50.568	2:33.702	69.53	9.514	11:50:27.108
2 -	1:37.592	50.422	2:28.014	72.20	3.826	11:52:55.122
3 -	1:36.798	50.192	2:26.990 (3)	72.71	2.802	11:55:22.112
4 -	1:36.020	49.168	2:25.188 (2)	73.61	1.000	11:57:47.300
5 -	1:35.268	48.920	2:24.188 (1)	74.12		12:00:11.488

P2 51 TBS Emma JARMAN		Kawasaki -				
IDEAL LAP TIME : 2:26.490	BEST LAP TIME : 2:26.490	DIFFERENCE : 0.000				
LAP	SECTOR 1	SECTOR 2	LAP TIME	MPH	DIFF	TIME OF DAY
1 -		49.653	2:35.833	68.58	9.343	11:50:29.239
2 -	1:37.872	50.301	2:28.173	72.13	1.683	11:52:57.412
3 -	1:37.633	49.174	2:26.807 (2)	72.80	0.317	11:55:24.219
4 -	1:37.828	49.202	2:27.030 (3)	72.69	0.540	11:57:51.249
5 -	1:37.379	49.111	2:26.490 (1)	72.96		12:00:17.739

P3 139 TBS Byron KIRK		Suzuki -				
IDEAL LAP TIME : 2:28.467	BEST LAP TIME : 2:28.467	DIFFERENCE : 0.000				
LAP	SECTOR 1	SECTOR 2	LAP TIME	MPH	DIFF	TIME OF DAY
1 -		50.534	2:35.379	68.78	6.912	11:50:28.785
2 -	1:40.239	51.309	2:31.548	70.52	3.081	11:53:00.333
3 -	1:39.979	51.305	2:31.284 (3)	70.64	2.817	11:55:31.617
4 -	1:39.038	50.773	2:29.811 (2)	71.34	1.344	11:58:01.428
5 -	1:38.664	49.803	2:28.467 (1)	71.98		12:00:29.895

P4 22 TBS Dave HARVIEK		HRC Deltablade - SW Roofing Group				
IDEAL LAP TIME : 2:28.346	BEST LAP TIME : 2:28.346	DIFFERENCE : 0.000				
LAP	SECTOR 1	SECTOR 2	LAP TIME	MPH	DIFF	TIME OF DAY
1 -		51.183	2:37.822	67.72	9.476	11:50:31.228
2 -	1:39.895	50.134	2:30.029 (3)	71.24	1.683	11:53:01.257
3 -	1:40.012	50.718	2:30.730	70.90	2.384	11:55:31.987
4 -	1:39.355	50.611	2:29.966 (2)	71.27	1.620	11:58:01.953
5 -	1:38.827	49.519	2:28.346 (1)	72.04		12:00:30.299

P5 70 TBS Peter THORNTON		Kawasaki - Cadmatic				
IDEAL LAP TIME : 2:24.764	BEST LAP TIME : 2:24.764	DIFFERENCE : 0.000				
LAP	SECTOR 1	SECTOR 2	LAP TIME	MPH	DIFF	TIME OF DAY
1 -		51.870	2:44.925	64.80	20.161	11:50:38.331
2 -	1:38.905	50.749	2:29.654	71.41	4.890	11:53:07.985
3 -	1:38.946	49.965	2:28.911 (3)	71.77	4.147	11:55:36.896
4 -	1:38.441	50.225	2:28.666 (2)	71.89	3.902	11:58:05.562
5 -	1:36.157	48.607	2:24.764 (1)	73.83		12:00:30.326

P6 37 TBS Stephen WILSON		Suzuki -				
IDEAL LAP TIME : 2:23.849	BEST LAP TIME : 2:23.849	DIFFERENCE : 0.000				
LAP	SECTOR 1	SECTOR 2	LAP TIME	MPH	DIFF	TIME OF DAY
1 -		51.890	2:40.802	66.46	16.953	11:50:34.208
2 -	1:40.499	51.067	2:31.566 (3)	70.51	7.717	11:53:05.774
3 -	1:41.115	52.120	2:33.235	69.74	9.386	11:55:39.009
4 -	1:37.794	49.973	2:27.767 (2)	72.33	3.918	11:58:06.776
5 -	1:35.856	47.993	2:23.849 (1)	74.30		12:00:30.625

P7 27 TBS William SMITH		Kawasaki -				
IDEAL LAP TIME : 2:29.605	BEST LAP TIME : 2:30.390	DIFFERENCE : 0.785				
LAP	SECTOR 1	SECTOR 2	LAP TIME	MPH	DIFF	TIME OF DAY

Weather / Track : Cloudy / Wet

Snetterton 300
Circuit Length = 2.9689 miles
Start: 11:47 Flag 12:00 End: 12:03

BMCRC - MRO Championships 2015 - Rnd 2 @ Snetterton 300

Thunderbike Sport & Senior 300 Series

RACE 2 - SECTOR ANALYSIS

SECTOR 1 = FL to I1, SECTOR 2 = I1 to I2, SECTOR 3 = I2 to FL, DIFF = Difference To Personal Best Lap

1 -		53.080	2:44.457	64.98	14.067	11:50:37.863
2 -	1:41.013	51.488	2:32.501	70.08	2.111	11:53:10.364
3 -	1:40.682	50.866	2:31.548 (3)	70.52	1.158	11:55:41.912
4 -	1:39.804	50.586	2:30.390 (1)	71.06		11:58:12.302
5 -	1:39.019	51.438	2:30.457 (2)	71.03	0.067	12:00:42.759

P8 81 TBS Malvern MAY			Ducati -			
IDEAL LAP TIME : 2:30.570		BEST LAP TIME : 2:30.723		DIFFERENCE : 0.153		
LAP	SECTOR 1	SECTOR 2	LAP TIME	MPH	DIFF	TIME OF DAY
1 -		50.413	2:42.051	65.95	11.328	11:50:35.457
2 -	1:41.139	50.255	2:31.394 (2)	70.59	0.671	11:53:06.851
3 -	1:40.812	51.949	2:32.761	69.96	2.038	11:55:39.612
4 -	1:40.965	49.758	2:30.723 (1)	70.91		11:58:10.335
5 -	1:41.791	50.677	2:32.468 (3)	70.10	1.745	12:00:42.803

P9 32 TBS Thomas WILLIAMS			Honda -			
IDEAL LAP TIME : 2:30.373		BEST LAP TIME : 2:30.543		DIFFERENCE : 0.170		
LAP	SECTOR 1	SECTOR 2	LAP TIME	MPH	DIFF	TIME OF DAY
1 -		51.784	2:40.438	66.61	9.895	11:50:33.844
2 -	1:39.918	50.625	2:30.543 (1)	70.99		11:53:04.387
3 -	1:42.111	52.301	2:34.412 (3)	69.21	3.869	11:55:38.799
4 -	1:40.890	50.455	2:31.345 (2)	70.62	0.802	11:58:10.144
5 -	1:40.880	54.227	2:35.107	68.90	4.564	12:00:45.251

P10 65 TBS Ian SOILLEUX			Suzuki -			
IDEAL LAP TIME : 2:26.345		BEST LAP TIME : 2:26.345		DIFFERENCE : 0.000		
LAP	SECTOR 1	SECTOR 2	LAP TIME	MPH	DIFF	TIME OF DAY
1 -		55.106	2:51.466	62.33	25.121	11:50:44.872
2 -	1:43.172	53.120	2:36.292	68.38	9.947	11:53:21.164
3 -	1:42.617	51.720	2:34.337 (3)	69.25	7.992	11:55:55.501
4 -	1:36.876	49.469	2:26.345 (1)	73.03		11:58:21.846
5 -	1:38.598	49.807	2:28.405 (2)	72.01	2.060	12:00:50.251

P11 169 TBS Robert MILES			Suzuki - The Bike Shop Long Eaton			
IDEAL LAP TIME : 2:32.036		BEST LAP TIME : 2:32.319		DIFFERENCE : 0.283		
LAP	SECTOR 1	SECTOR 2	LAP TIME	MPH	DIFF	TIME OF DAY
1 -		52.589	2:44.827	64.84	12.508	11:50:38.233
2 -	1:43.153	51.708	2:34.861	69.01	2.542	11:53:13.094
3 -	1:41.622	51.354	2:32.976 (3)	69.86	0.657	11:55:46.070
4 -	1:41.536	50.990	2:32.526 (2)	70.07	0.207	11:58:18.596
5 -	1:41.819	50.500	2:32.319 (1)	70.16		12:00:50.915

P12 82 TBS Paul BEAVIS			Yamaha -			
IDEAL LAP TIME : 2:30.993		BEST LAP TIME : 2:30.993		DIFFERENCE : 0.000		
LAP	SECTOR 1	SECTOR 2	LAP TIME	MPH	DIFF	TIME OF DAY
1 -		54.869	2:51.091	62.46	20.098	11:50:44.497
2 -	1:45.025	52.609	2:37.634	67.80	6.641	11:53:22.131
3 -	1:41.537	52.879	2:34.416 (3)	69.21	3.423	11:55:56.547
4 -	1:41.775	51.889	2:33.664 (2)	69.55	2.671	11:58:30.211
5 -	1:39.795	51.198	2:30.993 (1)	70.78		12:01:01.204

P13 85 TBS Andrew KITE			Ducati - Finology Limited			
IDEAL LAP TIME : 2:30.720		BEST LAP TIME : 2:30.720		DIFFERENCE : 0.000		
LAP	SECTOR 1	SECTOR 2	LAP TIME	MPH	DIFF	TIME OF DAY
1 -		54.764	2:52.511	61.95	21.791	11:50:45.917
2 -	1:45.266	53.123	2:38.389	67.47	7.669	11:53:24.306
3 -	1:42.485	52.194	2:34.679 (3)	69.09	3.959	11:55:58.985
4 -	1:41.289	52.945	2:34.234 (2)	69.29	3.514	11:58:33.219

Weather / Track : Cloudy / Wet

Snetterton 300
Circuit Length = 2.9689 miles
Start: 11:47 Flag 12:00 End: 12:03

BMCRC - MRO Championships 2015 - Rnd 2 @ Snetterton 300

Thunderbike Sport & Senior 300 Series

RACE 2 - SECTOR ANALYSIS

SECTOR 1 = FL to I1, SECTOR 2 = I1 to I2, SECTOR 3 = I2 to FL, DIFF = Difference To Personal Best Lap

5 - 1:39.216 51.504 2:30.720 (1) 70.91 12:01:03.939

P14 40 TBS Simon SNOWDEN			Ducati - Wheels Motorcycles Peterborough			
IDEAL LAP TIME : 2:33.470		BEST LAP TIME : 2:33.470		DIFFERENCE : 0.000		
LAP	SECTOR 1	SECTOR 2	LAP TIME	MPH	DIFF	TIME OF DAY
1 -		53.591	2:48.566	63.40	15.096	11:50:41.972
2 -	1:43.032	53.148	2:36.180 (2)	68.43	2.710	11:53:18.152
3 -	1:43.086	54.587	2:37.673 (3)	67.78	4.203	11:55:55.825
4 -	1:44.050	53.962	2:38.012	67.64	4.542	11:58:33.837
5 -	1:40.390	53.080	2:33.470 (1)	69.64		12:01:07.307

P15 54 TBS Eric GORRIDGE			Kawasaki -			
IDEAL LAP TIME : 2:31.694		BEST LAP TIME : 2:31.694		DIFFERENCE : 0.000		
LAP	SECTOR 1	SECTOR 2	LAP TIME	MPH	DIFF	TIME OF DAY
1 -		55.021	2:53.092	61.74	21.398	11:50:46.498
2 -	1:46.624	53.096	2:39.720	66.91	8.026	11:53:26.218
3 -	1:42.859	53.962	2:36.821 (3)	68.15	5.127	11:56:03.039
4 -	1:41.758	51.941	2:33.699 (2)	69.53	2.005	11:58:36.738
5 -	1:40.195	51.499	2:31.694 (1)	70.45		12:01:08.432

P16 58 TBS Steve YOUNG			Kawasaki - Cadmatic			
IDEAL LAP TIME : 2:37.297		BEST LAP TIME : 2:37.720		DIFFERENCE : 0.423		
LAP	SECTOR 1	SECTOR 2	LAP TIME	MPH	DIFF	TIME OF DAY
1 -		54.452	2:50.052	62.85	12.332	11:50:43.458
2 -	1:43.840	54.548	2:38.388 (2)	67.48	0.668	11:53:21.846
3 -	1:45.319	55.741	2:41.060	66.36	3.340	11:56:02.906
4 -	1:46.379	53.726	2:40.105 (3)	66.75	2.385	11:58:43.011
5 -	1:43.571	54.149	2:37.720 (1)	67.76		12:01:20.731

P17 86 TBS Steve RICHARDS			Honda -			
IDEAL LAP TIME : 2:37.902		BEST LAP TIME : 2:37.902		DIFFERENCE : 0.000		
LAP	SECTOR 1	SECTOR 2	LAP TIME	MPH	DIFF	TIME OF DAY
1 -		1:00.023	3:03.056	58.38	25.154	11:50:56.462
2 -	1:51.096	56.407	2:47.503	63.80	9.601	11:53:43.965
3 -	1:47.888	55.327	2:43.215 (3)	65.48	5.313	11:56:27.180
4 -	1:44.280	54.584	2:38.864 (2)	67.27	0.962	11:59:06.044
5 -	1:43.697	54.205	2:37.902 (1)	67.68		12:01:43.946

P18 73 TBS Vincent LEWIN			Suzuki - Vinitwin Racing DotCo			
IDEAL LAP TIME : 2:38.980		BEST LAP TIME : 2:38.980		DIFFERENCE : 0.000		
LAP	SECTOR 1	SECTOR 2	LAP TIME	MPH	DIFF	TIME OF DAY
1 -		57.587	3:00.932	59.07	21.952	11:50:54.338
2 -	1:50.632	57.500	2:48.132	63.56	9.152	11:53:42.470
3 -	1:46.318	56.691	2:43.009 (3)	65.56	4.029	11:56:25.479
4 -	1:44.687	55.772	2:40.459 (2)	66.60	1.479	11:59:05.938
5 -	1:44.439	54.541	2:38.980 (1)	67.22		12:01:44.918

P19 23 S Carl MITCHELL			Kawasaki - Erith Group			
IDEAL LAP TIME : 2:33.254		BEST LAP TIME : 2:33.254		DIFFERENCE : 0.000		
LAP	SECTOR 1	SECTOR 2	LAP TIME	MPH	DIFF	TIME OF DAY
1 -		54.004	3:55.538	45.37	1:22.284	11:51:48.944
2 -	1:45.791	54.493	2:40.284	66.68	7.030	11:54:29.228
3 -	1:45.503	53.802	2:39.305 (3)	67.09	6.051	11:57:08.533
4 -	1:45.790	51.946	2:37.736 (2)	67.75	4.482	11:59:46.269
5 -	1:42.232	51.022	2:33.254 (1)	69.74		12:02:19.523

Weather / Track : Cloudy / Wet

Snetterton 300
Circuit Length = 2.9689 miles
Start: 11:47 Flag 12:00 End: 12:03

BMCRC - MRO Championships 2015 - Rnd 2 @ Snetterton 300

Thunderbike Sport & Senior 300 Series

RACE 2 - SECTOR ANALYSIS

SECTOR 1 = FL to I1, SECTOR 2 = I1 to I2, SECTOR 3 = I2 to FL, DIFF = Difference To Personal Best Lap

P20 25 S Leon JONES		Kawasaki -				
IDEAL LAP TIME : 2:35.444		BEST LAP TIME : 2:35.444		DIFFERENCE : 0.000		
LAP	SECTOR 1	SECTOR 2	LAP TIME	MPH	DIFF	TIME OF DAY
1 -		55.550	3:57.729	44.95	1:22.285	11:51:51.135
2 -	1:45.131	55.437	2:40.568 (3)	66.56	5.124	11:54:31.703
3 -	1:46.208	55.102	2:41.310	66.25	5.866	11:57:13.013
4 -	1:43.619	53.232	2:36.851 (2)	68.14	1.407	11:59:49.864
5 -	1:42.593	52.851	2:35.444 (1)	68.75		12:02:25.308

P21 9 S Graham HAW		Kawasaki - Graham Haw Joinery				
IDEAL LAP TIME : 2:36.670		BEST LAP TIME : 2:36.670		DIFFERENCE : 0.000		
LAP	SECTOR 1	SECTOR 2	LAP TIME	MPH	DIFF	TIME OF DAY
1 -		54.674	3:56.452	45.20	1:19.782	11:51:49.858
2 -	1:46.062	53.827	2:39.889 (3)	66.84	3.219	11:54:29.747
3 -	1:45.798	53.315	2:39.113 (2)	67.17	2.443	11:57:08.860
4 -	1:46.306	54.051	2:40.357	66.65	3.687	11:59:49.217
5 -	1:43.854	52.816	2:36.670 (1)	68.22		12:02:25.887

P22 93 S Monica ISAAC		Kawasaki - Fins Motorcycles				
IDEAL LAP TIME : 2:35.506		BEST LAP TIME : 2:36.545		DIFFERENCE : 1.039		
LAP	SECTOR 1	SECTOR 2	LAP TIME	MPH	DIFF	TIME OF DAY
1 -		54.901	3:58.842	44.74	1:22.297	11:51:52.248
2 -	1:46.986	54.986	2:41.972	65.98	5.427	11:54:34.220
3 -	1:45.452	53.389	2:38.841 (3)	67.28	2.296	11:57:13.061
4 -	1:43.538	53.007	2:36.545 (1)	68.27		11:59:49.606
5 -	1:44.631	51.968	2:36.599 (2)	68.25	0.054	12:02:26.205

P23 59 TBS Danielle COOPER		Kawasaki - ePayMe				
IDEAL LAP TIME : 2:49.650		BEST LAP TIME : 2:49.650		DIFFERENCE : 0.000		
LAP	SECTOR 1	SECTOR 2	LAP TIME	MPH	DIFF	TIME OF DAY
1 -		1:00.327	3:03.772	58.15	14.122	11:50:57.178
2 -	1:55.236	1:00.193	2:55.429	60.92	5.779	11:53:52.607
3 -	1:53.821	59.336	2:53.157 (3)	61.72	3.507	11:56:45.764
4 -	1:53.663	59.277	2:52.940 (2)	61.80	3.290	11:59:38.704
5 -	1:52.125	57.525	2:49.650 (1)	63.00		12:02:28.354

P24 56 TBS Jason SOILLEUX		Ducati -				
IDEAL LAP TIME : 2:46.471		BEST LAP TIME : 2:46.471		DIFFERENCE : 0.000		
LAP	SECTOR 1	SECTOR 2	LAP TIME	MPH	DIFF	TIME OF DAY
1 -		1:00.873	3:19.906	53.46	33.435	11:51:13.312
2 -	1:56.141	59.229	2:55.370	60.94	8.899	11:54:08.682
3 -	1:52.823	57.657	2:50.480 (3)	62.69	4.009	11:56:59.162
4 -	1:50.508	57.655	2:48.163 (2)	63.55	1.692	11:59:47.325
5 -	1:49.411	57.060	2:46.471 (1)	64.20		12:02:33.796

P25 71 S Chad JENNER		Kawasaki - AUDIOENERGY LTD				
IDEAL LAP TIME : 2:40.037		BEST LAP TIME : 2:40.037		DIFFERENCE : 0.000		
LAP	SECTOR 1	SECTOR 2	LAP TIME	MPH	DIFF	TIME OF DAY
1 -		54.472	3:58.877	44.74	1:18.840	11:51:52.283
2 -	1:48.161	53.887	2:42.048	65.95	2.011	11:54:34.331
3 -	1:47.910	53.053	2:40.963 (3)	66.40	0.926	11:57:15.294
4 -	1:47.166	52.871	2:40.037 (1)	66.78		11:59:55.331
5 -	1:47.651	53.286	2:40.937 (2)	66.41	0.900	12:02:36.268

P26 39 S Patrick SMITH		Kawasaki -				
IDEAL LAP TIME : 2:40.260		BEST LAP TIME : 2:40.763		DIFFERENCE : 0.503		
LAP	SECTOR 1	SECTOR 2	LAP TIME	MPH	DIFF	TIME OF DAY
1 -						
2 -						
3 -						
4 -						
5 -						

Weather / Track : Cloudy / Wet

Snetterton 300
Circuit Length = 2.9689 miles
Start: 11:47 Flag 12:00 End: 12:03

BMCRC - MRO Championships 2015 - Rnd 2 @ Snetterton 300

Thunderbike Sport & Senior 300 Series

RACE 2 - SECTOR ANALYSIS

SECTOR 1 = FL to I1, SECTOR 2 = I1 to I2, SECTOR 3 = I2 to FL, DIFF = Difference To Personal Best Lap

1 -		56.270	4:03.152	43.95	1:22.389	11:51:56.558
2 -	1:49.624	54.456	2:44.080	65.13	3.317	11:54:40.638
3 -	1:48.715	54.234	2:42.949 (3)	65.59	2.186	11:57:23.587
4 -	1:47.821	53.451	2:41.272 (2)	66.27	0.509	12:00:04.859
5 -	1:46.809	53.954	2:40.763 (1)	66.48		12:02:45.622

P27 132 S Paul ROBSON	Kawasaki - London First Aid	
IDEAL LAP TIME : 2:41.305	BEST LAP TIME : 2:41.305	DIFFERENCE : 0.000

LAP	SECTOR 1	SECTOR 2	LAP TIME	MPH	DIFF	TIME OF DAY
1 -		56.404	4:04.470	43.71	1:23.165	11:51:57.876
2 -	1:49.562	55.007	2:44.569	64.94	3.264	11:54:42.445
3 -	1:47.493	54.149	2:41.642 (2)	66.12	0.337	11:57:24.087
4 -	1:47.239	54.066	2:41.305 (1)	66.26		12:00:05.392
5 -	1:47.473	55.266	2:42.739 (3)	65.67	1.434	12:02:48.131

P28 73 S Michael SHARMAN	Kawasaki -	
IDEAL LAP TIME : 2:45.631	BEST LAP TIME : 2:45.631	DIFFERENCE : 0.000

LAP	SECTOR 1	SECTOR 2	LAP TIME	MPH	DIFF	TIME OF DAY
1 -		58.015	4:04.241	43.76	1:18.610	11:51:57.647
2 -	1:51.220	56.944	2:48.164 (3)	63.55	2.533	11:54:45.811
3 -	1:49.172	56.459	2:45.631 (1)	64.52		11:57:31.442
4 -	1:50.827	56.572	2:47.399 (2)	63.84	1.768	12:00:18.841

P29 64 S Mike DEVAL	Kawasaki -	
IDEAL LAP TIME : 2:48.195	BEST LAP TIME : 2:48.195	DIFFERENCE : 0.000

LAP	SECTOR 1	SECTOR 2	LAP TIME	MPH	DIFF	TIME OF DAY
1 -		57.538	4:07.134	43.24	1:18.939	11:52:00.540
2 -	1:53.066	56.726	2:49.792 (3)	62.94	1.597	11:54:50.332
3 -	1:52.294	55.901	2:48.195 (1)	63.54		11:57:38.527
4 -	1:52.405	56.110	2:48.515 (2)	63.42	0.320	12:00:27.042

P30 30 S Malcolm HOWELL	Kawasaki -	
IDEAL LAP TIME : 2:57.270	BEST LAP TIME : 2:57.270	DIFFERENCE : 0.000

LAP	SECTOR 1	SECTOR 2	LAP TIME	MPH	DIFF	TIME OF DAY
1 -		1:00.788	4:15.909	41.76	1:18.639	11:52:09.315
2 -	2:01.293	1:00.151	3:01.444 (3)	58.90	4.174	11:55:10.759
3 -	2:01.051	1:00.382	3:01.433 (2)	58.90	4.163	11:58:12.192
4 -	1:58.374	58.896	2:57.270 (1)	60.29		12:01:09.462

P31 152 TBS Paul JOHNSTON	Suzuki - ePayMe	
IDEAL LAP TIME : 2:27.185	BEST LAP TIME : 2:27.185	DIFFERENCE : 0.000

LAP	SECTOR 1	SECTOR 2	LAP TIME	MPH	DIFF	TIME OF DAY
1 -		50.939	2:34.275 (3)	69.27	7.090	11:50:27.681
2 -	1:38.111	50.146	2:28.257 (2)	72.09	1.072	11:52:55.938
3 -	1:37.550	49.635	2:27.185 (1)	72.61		11:55:23.123

P32 12 TBS Andrew GILL	Kawasaki -	
IDEAL LAP TIME : 2:37.062	BEST LAP TIME : 2:38.306	DIFFERENCE : 1.244

LAP	SECTOR 1	SECTOR 2	LAP TIME	MPH	DIFF	TIME OF DAY
1 -		53.552	2:48.279 (2)	63.51	9.973	11:50:41.685
2 -	1:43.510	54.796	2:38.306 (1)	67.51		11:53:19.991

P33 19 TBS Stephen SWEETMAN	Suzuki -	
IDEAL LAP TIME :	BEST LAP TIME : 2:50.581	DIFFERENCE :

LAP	SECTOR 1	SECTOR 2	LAP TIME	MPH	DIFF	TIME OF DAY
1 -		54.444	2:50.581 (1)	62.65		11:50:43.987

BMCRC - MRO Championships 2015 - Rnd 2 @ Snetterton 300

Thunderbike Sport & Senior 300 Series

RACE 2 - BEST SECTORS

SECTOR 1			SECTOR 2			IDEAL / BEST COMPARISON						
POS	NO	NAME	TIME	NO	NAME	TIME	POS	NO	NAME	IDEAL	BEST	DIFF
									PERFECT LAP	2:23.261		
1	6	COOPER	1:35.268	37	WILSON	47.993	1	37	WILSON	2:23.849	2:23.849	0.000
2	37	WILSON	1:35.856	70	THORNTON	48.607	2	6	COOPER	2:24.188	2:24.188	0.000
3	70	THORNTON	1:36.157	6	COOPER	48.920	3	70	THORNTON	2:24.764	2:24.764	0.000
4	65	SOILLEUX	1:36.876	51	JARMAN	49.111	4	65	SOILLEUX	2:26.345	2:26.345	0.000
5	51	JARMAN	1:37.379	65	SOILLEUX	49.469	5	51	JARMAN	2:26.490	2:26.490	0.000
6	152	JOHNSTON	1:37.550	22	HARVIEK	49.519	6	152	JOHNSTON	2:27.185	2:27.185	0.000
7	139	KIRK	1:38.664	152	JOHNSTON	49.635	7	22	HARVIEK	2:28.346	2:28.346	0.000
8	22	HARVIEK	1:38.827	81	MAY	49.758	8	139	KIRK	2:28.467	2:28.467	0.000
9	27	SMITH	1:39.019	139	KIRK	49.803	9	27	SMITH	2:29.605	2:30.390	0.785
10	85	KITE	1:39.216	32	WILLIAMS	50.455	10	32	WILLIAMS	2:30.373	2:30.543	0.170
11	82	BEAVIS	1:39.795	169	MILES	50.500	11	81	MAY	2:30.570	2:30.723	0.153
12	32	WILLIAMS	1:39.918	27	SMITH	50.586	12	85	KITE	2:30.720	2:30.720	0.000
13	54	GORRIDGE	1:40.195	23	MITCHELL	51.022	13	82	BEAVIS	2:30.993	2:30.993	0.000
14	40	SNOWDEN	1:40.390	82	BEAVIS	51.198	14	54	GORRIDGE	2:31.694	2:31.694	0.000
15	81	MAY	1:40.812	54	GORRIDGE	51.499	15	169	MILES	2:32.036	2:32.319	0.283
16	169	MILES	1:41.536	85	KITE	51.504	16	23	MITCHELL	2:33.254	2:33.254	0.000
17	23	MITCHELL	1:42.232	93	ISAAC	51.968	17	40	SNOWDEN	2:33.470	2:33.470	0.000
18	25	JONES	1:42.593	9	HAW	52.816	18	25	JONES	2:35.444	2:35.444	0.000
19	12	GILL	1:43.510	25	JONES	52.851	19	93	ISAAC	2:35.506	2:36.545	1.039
20	93	ISAAC	1:43.538	71	JENNER	52.871	20	9	HAW	2:36.670	2:36.670	0.000
21	58	YOUNG	1:43.571	40	SNOWDEN	53.080	21	12	GILL	2:37.062	2:38.306	1.244
22	86	RICHARDS	1:43.697	39	SMITH	53.451	22	58	YOUNG	2:37.297	2:37.720	0.423
23	9	HAW	1:43.854	12	GILL	53.552	23	86	RICHARDS	2:37.902	2:37.902	0.000
24	73	LEWIN	1:44.439	58	YOUNG	53.726	24	73	LEWIN	2:38.980	2:38.980	0.000
25	39	SMITH	1:46.809	132	ROBSON	54.066	25	71	JENNER	2:40.037	2:40.037	0.000
26	71	JENNER	1:47.166	86	RICHARDS	54.205	26	39	SMITH	2:40.260	2:40.763	0.503
27	132	ROBSON	1:47.239	19	SWEETMAN	54.444	27	132	ROBSON	2:41.305	2:41.305	0.000
28	73	SHARMAN	1:49.172	73	LEWIN	54.541	28	73	SHARMAN	2:45.631	2:45.631	0.000
29	56	SOILLEUX	1:49.411	64	DEVALL	55.901	29	56	SOILLEUX	2:46.471	2:46.471	0.000
30	59	COOPER	1:52.125	73	SHARMAN	56.459	30	64	DEVALL	2:48.195	2:48.195	0.000
31	64	DEVALL	1:52.294	56	SOILLEUX	57.060	31	59	COOPER	2:49.650	2:49.650	0.000
32	30	HOWELL	1:58.374	59	COOPER	57.525	32	30	HOWELL	2:57.270	2:57.270	0.000
33				30	HOWELL	58.896	33	19	SWEETMAN		2:50.581	
34												

BMCRC - MRO Championships 2015 - Rnd 2 @ Snetterton 300

Thunderbike Sport & Senior 300 Series

RACE 13 - GRID (5 Laps)



ROW 15		44	2	Lee HARDY	43	30	Malcolm HOWELL					
ROW 14	42	64	Mike DEVAL	41	73	Michael SHARMAN	40	132	Paul ROBSON			
ROW 13		39	39	Patrick SMITH	38	71	Chad JENNER	37	93	Monica ISAAC		
ROW 12	36	9	Graham HAW	35	25	Leon JONES	34	23	Carl MITCHELL			
ROW 11												
ROW 10												
ROW 9						25	3	Marcus NEWALL				
ROW 8	24	43	Colin WALKEY	23	19	Stephen SWEETMAN	22	12	Andrew GILL			
ROW 7				21	152	Paul JOHNSTON	20	56	Jason SOILLEUX	19	59	Danielle COOPER
ROW 6	18	73	Vincent LEWIN	17	86	Steve RICHARDS	16	58	Steve YOUNG			
ROW 5				15	54	Eric GORRIDGE	14	40	Simon SNOWDEN	13	85	Andrew KITE
ROW 4	12	82	Paul BEAVIS	11	169	Robert MILES	10	65	Ian SOILLEUX			
ROW 3				9	32	Thomas WILLIAMS	8	81	Malvern MAY	7	27	William SMITH
ROW 2	6	37	Stephen WILSON	5	70	Peter THORNTON	4	22	Dave HARVIEK			
ROW 1				3	139	Byron KIRK	2	51	Emma JARMAN	1	6	Martin COOPER

Pole

Snetterton 300
Circuit Length = 2.9689 miles

These results are provisional until the conclusion of any judicial and technical matters.

Clerk Of Course :		Timekeeper :
-------------------	--	--------------

Results can be found at www.tsl-timing.com

Printed - 12:15 Saturday, 25 April 2015



BMCRC - MRO Championships 2015 - Rnd 2 @ Snetterton 300

Thunderbike Sport & Senior 300 Series

RACE 13 - CLASSIFICATION



CLASS : S											
POS	NO	CL	NAME	ENTRY	LAPS	TIME	GAP	DIFF	MPH	BEST	ON
1	23	S	Carl MITCHELL	Kawasaki - Erith Group	5	12:34.483			70.83	2:23.118	3
2	9	S	Graham HAW	Kawasaki - Graham Haw Joinery	5	12:57.375	2:01.316	22.892	68.74	2:26.441	2
3	25	S	Leon JONES	Kawasaki -	5	13:01.507	2:05.448	4.132	68.38	2:28.860	4
4	2	S	Lee HARDY	Kawasaki - Amy & Eric Hardy	5	13:18.798	2:22.739	17.291	66.90	2:30.484	5
5	71	S	Chad JENNER	Kawasaki - AUDIOENERGY LTD	5	13:18.918	2:22.859	0.120	66.89	2:29.926	5
6	93	S	Monica ISAAC	Kawasaki - Fins Motorcycles	5	13:20.128	2:24.069	1.210	66.78	2:31.176	5
7	132	S	Paul ROBSON	Kawasaki - London First Aid	5	13:26.523	2:30.464	6.395	66.26	2:31.968	4
8	64	S	Mike DEVAL	Kawasaki -	4	11:08.019	1 Lap	1 Lap	63.99	2:36.216	4
9	39	S	Patrick SMITH	Kawasaki -	4	11:19.158	1 Lap	11.139	62.94	2:38.575	3
10	73	S	Michael SHARMAN	Kawasaki -	4	11:27.525	1 Lap	8.367	62.18	2:43.287	4
11	30	S	Malcolm HOWELL	Kawasaki -	4	12:13.168	1 Lap	45.643	58.31	2:53.535	3

CLASS : TBS											
POS	NO	CL	NAME	ENTRY	LAPS	TIME	GAP	DIFF	MPH	BEST	ON
1	139	TBS	Byron KIRK	Suzuki -	5	10:56.059			81.45	2:09.447	4
2	51	TBS	Emma JARMAN	Kawasaki -	5	10:57.393	1.334	1.334	81.29	2:09.066	5
3	6	TBS	Martin COOPER	Ducati -	5	11:19.629	23.570	22.236	78.63	2:14.274	4
4	37	TBS	Stephen WILSON	Suzuki -	5	11:21.079	25.020	1.450	78.46	2:12.639	5
5	152	TBS	Paul JOHNSTON	Suzuki - ePayMe	5	11:21.471	25.412	0.392	78.41	2:12.541	5
6	81	TBS	Malvern MAY	Ducati -	5	11:28.389	32.330	6.918	77.63	2:14.972	5
7	40	TBS	Simon SNOWDEN	Ducati - Wheels Motorcycles Peterborough	5	11:34.328	38.269	5.939	76.96	2:15.967	2
8	70	TBS	Peter THORNTON	Kawasaki - Cadmatic	5	11:35.448	39.389	1.120	76.84	2:16.732	5
9	65	TBS	Ian SOILLEUX	Suzuki -	5	11:41.576	45.517	6.128	76.17	2:15.780	5
10	169	TBS	Robert MILES	Suzuki - The Bike Shop Long Eaton	5	11:46.127	50.068	4.551	75.68	2:19.259	5
11	3	TBS	Marcus NEWALL	Suzuki - Mum & Dad	5	11:46.580	50.521	0.453	75.63	2:15.980	4
12	54	TBS	Eric GORRIDGE	Kawasaki -	5	11:49.291	53.232	2.711	75.34	2:17.718	4
13	27	TBS	William SMITH	Kawasaki -	5	11:55.375	59.316	6.084	74.70	2:20.495	2
14	82	TBS	Paul BEAVIS	R Yamaha -	5	12:00.492	1:04.433	5.117	74.17	2:19.645	4
15	22	TBS	Dave HARVIEK	HRC Deltablade - SW Roofing Group	5	12:01.417	1:05.358	0.925	74.07	2:19.460	4
16	56	TBS	Jason SOILLEUX	Ducati -	5	12:04.290	1:08.231	2.873	73.78	2:21.410	3
17	12	TBS	Andrew GILL	Kawasaki -	5	12:11.657	1:15.598	7.367	73.04	2:18.506	5
18	58	TBS	Steve YOUNG	Kawasaki - Cadmatic	5	12:16.314	1:20.255	4.657	72.57	2:24.051	5
19	73	TBS	Vincent LEWIN	Suzuki - Vinitwin Racing DotCo	5	12:19.066	1:23.007	2.752	72.30	2:23.814	5
20	32	TBS	Thomas WILLIAMS	Honda -	5	12:22.764	1:26.705	3.698	71.94	2:24.069	5
21	86	TBS	Steve RICHARDS	R Honda -	5	12:23.220	1:27.161	0.456	71.90	2:23.300	5
22	85	TBS	Andrew KITE	Ducati - Finology Limited	5	12:25.758	1:29.699	2.538	71.65	2:23.445	5
DNF	59	TBS	Danielle COOPER	Kawasaki - ePayMe	3	7:43.373	2 Laps	1 Lap	69.19	2:31.183	3
DNF	43	TBS	Colin WALKEY	Kawasaki - ELP Racing	0						0

FASTEST LAP

51	TBS	Emma JARMAN	Kawasaki -	5	2:09.066	82.81 mph	133.27 kph
23	S	Carl MITCHELL	Kawasaki - Erith Group	3	2:23.118	74.68 mph	120.18 kph

Class S - 90% of race speed - 63.74mph
 Class TBS - 90% of race speed - 73.30mph

Snetterton 300
 Circuit Length = 2.9689 miles
 Start: 15:59 Flag 16:10 End: 16:13

Weather / Track : Cloudy / Dry

These results are provisional until the conclusion of any judicial and technical matters.

Clerk Of Course :	Timekeeper :
-------------------	--------------

Results can be found at www.tsl-timing.com

Printed - 16:14 Saturday, 25 April 2015



BMCRC - MRO Championships 2015 - Rnd 2 @ Snetterton 300

Thunderbike Sport & Senior 300 Series

RACE 13 - LAP CHART

LAP 1 @ 16:02:14.734			LAP 2 @ 16:04:25.623			LAP 3 @ 16:06:35.360			LAP 4 @ 16:08:44.807			LAP 5 @ 16:10:55.070		
NO	BEHIND	LAP TIME	NO	BEHIND	LAP TIME	NO	BEHIND	LAP TIME	NO	BEHIND	LAP TIME	NO	BEHIND	LAP TIME
139		2:15.723	139		2:10.889	139		2:09.737	139		2:09.447	139		2:10.263
51	1.187	2:16.910	51	1.318	2:11.020	51	2.287	2:10.706	51	2.531	2:09.691	51	1.334	2:09.066
6	5.116	2:20.839	6	9.823	2:15.596	6	14.714	2:14.628	6	19.541	2:14.274	64	1 Lap	2:36.216
81	7.458	2:23.181	152	12.864	2:16.221	152	18.063	2:14.936	37	22.644	2:13.496	39	1 Lap	2:40.043
152	7.532	2:23.255	81	14.734	2:18.165	37	18.595	2:13.483	152	23.134	2:14.518	6	23.570	2:14.292
70	8.535	2:24.258	37	14.849	2:15.691	81	21.495	2:16.498	81	27.621	2:15.573	37	25.020	2:12.639
37	10.047	2:25.770	70	16.164	2:18.518	40	23.576	2:17.042	40	31.310	2:17.181	152	25.412	2:12.541
40	11.193	2:26.916	40	16.271	2:15.967	70	24.713	2:18.286	70	32.920	2:17.654	73	1 Lap	2:43.287
169	11.274	2:26.997	169	20.839	2:20.454	169	30.822	2:19.720	30	1 Lap	2:53.535	81	32.330	2:14.972
27	14.138	2:29.861	3	22.866	2:17.822	65	31.151	2:17.029	65	40.000	2:18.296	40	38.269	2:17.222
65	15.814	2:31.537	27	23.744	2:20.495	27	35.744	2:21.737	169	41.072	2:19.697	70	39.389	2:16.732
3	15.933	2:31.656	65	23.859	2:18.934	54	35.801	2:19.427	3	43.438	2:15.980	65	45.517	2:15.780
54	17.842	2:33.565	54	26.111	2:19.158	3	36.905	2:23.776	54	44.072	2:17.718	169	50.068	2:19.259
32	19.299	2:35.022	56	31.981	2:23.383	56	43.654	2:21.410	27	48.396	2:22.099	3	50.521	2:17.346
22	19.476	2:35.199	82	32.535	2:23.844	82	44.021	2:21.223	82	54.219	2:19.645	54	53.232	2:19.423
56	19.487	2:35.210	22	33.897	2:25.310	22	45.235	2:21.075	22	55.248	2:19.460	27	59.316	2:21.183
82	19.580	2:35.303	58	34.645	2:24.815	58	50.146	2:25.238	56	56.587	2:22.380	82	1:04.433	2:20.477
58	20.719	2:36.442	32	37.765	2:29.355	73	53.731	2:25.139	58	1:06.467	2:25.768	22	1:05.358	2:20.373
73	22.172	2:37.895	73	38.329	2:27.046	12	55.178	2:23.863	12	1:07.355	2:21.624	56	1:08.231	2:21.907
86	24.760	2:40.483	12	41.052	2:25.954	32	55.452	2:27.424	73	1:09.456	2:25.172	12	1:15.598	2:18.506
59	24.951	2:40.674	86	42.020	2:28.149	86	58.117	2:25.834	32	1:12.899	2:26.894	30	1 Lap	2:53.651
85	25.872	2:41.595	85	43.553	2:28.570	85	1:00.658	2:26.842	86	1:14.124	2:25.454	58	1:20.255	2:24.051
12	25.987	2:41.710	59	45.578	2:31.516	59	1:07.024	2:31.183	85	1:16.517	2:25.306	73	1:23.007	2:23.814
23	43.799	2:59.522	23	56.276	2:23.366	23	1:09.657	2:23.118	23	1:23.910	2:23.700	32	1:26.705	2:24.069
9	43.983	2:59.706	9	59.535	2:26.441	9	1:19.047	2:29.249	9	1:40.994	2:31.394	86	1:27.161	2:23.300
25	47.661	3:03.384	25	1:07.212	2:30.440	25	1:27.394	2:29.919	25	1:46.807	2:28.860	85	1:29.699	2:23.445
93	54.488	3:10.211	2	1:17.950	2:32.647	2	1:40.660	2:32.447	2	2:02.518	2:31.305	23	1:38.424	2:24.777
71	54.510	3:10.233	71	1:18.166	2:34.545	71	1:40.818	2:32.389	93	2:03.156	2:31.478	9	2:01.316	2:30.585
132	55.314	3:11.037	93	1:18.902	2:35.303	93	1:41.125	2:31.960	71	2:03.196	2:31.825	25	2:05.448	2:28.904
2	56.192	3:11.915	132	1:20.066	2:35.641	132	1:43.666	2:33.337	132	2:06.187	2:31.968	2	2:22.739	2:30.484
64	59.450	3:15.173	64	1:25.873	2:37.312	64	1:55.454	2:39.318				71	2:22.859	2:29.926
73	1:00.784	3:16.507	73	1:33.830	2:43.935	39	2:02.766	2:38.575				93	2:24.069	2:31.176
39	1:03.223	3:18.946	39	1:33.928	2:41.594	73	2:07.889	2:43.796				132	2:30.464	2:34.540
30	1:13.634	3:29.357	30	1:59.370	2:56.625									

Weather / Track : Cloudy / Dry

Snetterton 300

Circuit Length = 2.9689 miles

Start: 15:59 Flag 16:10 End: 16:13

Results can be found at www.tsl-timing.com

Printed - 16:15 Saturday, 25 April 2015

BMCRC - MRO Championships 2015 - Rnd 2 @ Snetterton 300

Thunderbike Sport & Senior 300 Series

RACE 13 - SECTOR ANALYSIS

SECTOR 1 = FL to I1, SECTOR 2 = I1 to I2, SECTOR 3 = I2 to FL, DIFF = Difference To Personal Best Lap

P1 139 TBS Byron KIRK		Suzuki -				
IDEAL LAP TIME : 2:09.394		BEST LAP TIME : 2:09.447		DIFFERENCE : 0.053		
LAP	SECTOR 1	SECTOR 2	LAP TIME	MPH	DIFF	TIME OF DAY
1 -		43.593	2:15.723	78.74	6.276	16:02:14.734
2 -	1:26.918	43.971	2:10.889	81.65	1.442	16:04:25.623
3 -	1:26.416	43.321	2:09.737 (2)	82.38	0.290	16:06:35.360
4 -	1:26.187	43.260	2:09.447 (1)	82.56		16:08:44.807
5 -	1:27.056	43.207	2:10.263 (3)	82.05	0.816	16:10:55.070

P2 51 TBS Emma JARMAN		Kawasaki -				
IDEAL LAP TIME : 2:09.020		BEST LAP TIME : 2:09.066		DIFFERENCE : 0.046		
LAP	SECTOR 1	SECTOR 2	LAP TIME	MPH	DIFF	TIME OF DAY
1 -		43.949	2:16.910	78.06	7.844	16:02:15.921
2 -	1:27.055	43.965	2:11.020	81.57	1.954	16:04:26.941
3 -	1:26.742	43.964	2:10.706 (3)	81.77	1.640	16:06:37.647
4 -	1:26.362	43.329	2:09.691 (2)	82.41	0.625	16:08:47.338
5 -	1:25.691	43.375	2:09.066 (1)	82.81		16:10:56.404

P3 6 TBS Martin COOPER		Ducati -				
IDEAL LAP TIME : 2:14.168		BEST LAP TIME : 2:14.274		DIFFERENCE : 0.106		
LAP	SECTOR 1	SECTOR 2	LAP TIME	MPH	DIFF	TIME OF DAY
1 -		45.354	2:20.839	75.88	6.565	16:02:19.850
2 -	1:29.732	45.864	2:15.596	78.82	1.322	16:04:35.446
3 -	1:29.284	45.344	2:14.628 (3)	79.38	0.354	16:06:50.074
4 -	1:28.832	45.442	2:14.274 (1)	79.59		16:09:04.348
5 -	1:28.956	45.336	2:14.292 (2)	79.58	0.018	16:11:18.640

P4 37 TBS Stephen WILSON		Suzuki -				
IDEAL LAP TIME : 2:12.396		BEST LAP TIME : 2:12.639		DIFFERENCE : 0.243		
LAP	SECTOR 1	SECTOR 2	LAP TIME	MPH	DIFF	TIME OF DAY
1 -		49.775	2:25.770	73.32	13.131	16:02:24.781
2 -	1:30.425	45.266	2:15.691	78.76	3.052	16:04:40.472
3 -	1:29.303	44.180	2:13.483 (2)	80.07	0.844	16:06:53.955
4 -	1:28.526	44.970	2:13.496 (3)	80.06	0.857	16:09:07.451
5 -	1:28.216	44.423	2:12.639 (1)	80.58		16:11:20.090

P5 152 TBS Paul JOHNSTON		Suzuki - ePayMe				
IDEAL LAP TIME : 2:12.541		BEST LAP TIME : 2:12.541		DIFFERENCE : 0.000		
LAP	SECTOR 1	SECTOR 2	LAP TIME	MPH	DIFF	TIME OF DAY
1 -		45.478	2:23.255	74.60	10.714	16:02:22.266
2 -	1:30.599	45.622	2:16.221	78.46	3.680	16:04:38.487
3 -	1:30.005	44.931	2:14.936 (3)	79.20	2.395	16:06:53.423
4 -	1:29.268	45.250	2:14.518 (2)	79.45	1.977	16:09:07.941
5 -	1:28.272	44.269	2:12.541 (1)	80.63		16:11:20.482

P6 81 TBS Malvern MAY		Ducati -				
IDEAL LAP TIME : 2:14.972		BEST LAP TIME : 2:14.972		DIFFERENCE : 0.000		
LAP	SECTOR 1	SECTOR 2	LAP TIME	MPH	DIFF	TIME OF DAY
1 -		46.137	2:23.181	74.64	8.209	16:02:22.192
2 -	1:32.162	46.003	2:18.165	77.35	3.193	16:04:40.357
3 -	1:30.563	45.935	2:16.498 (3)	78.30	1.526	16:06:56.855
4 -	1:29.934	45.639	2:15.573 (2)	78.83	0.601	16:09:12.428
5 -	1:29.640	45.332	2:14.972 (1)	79.18		16:11:27.400

P7 40 TBS Simon SNOWDEN		Ducati - Wheels Motorcycles Peterborough				
IDEAL LAP TIME : 2:15.967		BEST LAP TIME : 2:15.967		DIFFERENCE : 0.000		
LAP	SECTOR 1	SECTOR 2	LAP TIME	MPH	DIFF	TIME OF DAY

Weather / Track : Cloudy / Dry

Snetterton 300
Circuit Length = 2.9689 miles
Start: 15:59 Flag 16:10 End: 16:13

BMCRC - MRO Championships 2015 - Rnd 2 @ Snetterton 300

Thunderbike Sport & Senior 300 Series

RACE 13 - SECTOR ANALYSIS

SECTOR 1 = FL to I1, SECTOR 2 = I1 to I2, SECTOR 3 = I2 to FL, DIFF = Difference To Personal Best Lap

1 -		46.270		2:26.916	72.74	10.949	16:02:25.927
2 -	1:29.997	45.970		2:15.967 (1)	78.60		16:04:41.894
3 -	1:30.547	46.495		2:17.042 (2)	77.99	1.075	16:06:58.936
4 -	1:30.675	46.506		2:17.181 (3)	77.91	1.214	16:09:16.117
5 -	1:30.784	46.438		2:17.222	77.88	1.255	16:11:33.339

P8 70 TBS Peter THORNTON	Kawasaki - Cadmatic					
IDEAL LAP TIME : 2:16.732	BEST LAP TIME : 2:16.732	DIFFERENCE : 0.000				
LAP	SECTOR 1	SECTOR 2	LAP TIME	MPH	DIFF	TIME OF DAY
1 -		46.895	2:24.258	74.08	7.526	16:02:23.269
2 -	1:31.929	46.589	2:18.518	77.16	1.786	16:04:41.787
3 -	1:31.783	46.503	2:18.286 (3)	77.28	1.554	16:07:00.073
4 -	1:31.533	46.121	2:17.654 (2)	77.64	0.922	16:09:17.727
5 -	1:30.918	45.814	2:16.732 (1)	78.16		16:11:34.459

P9 65 TBS Ian SOILLEUX	Suzuki -					
IDEAL LAP TIME : 2:15.780	BEST LAP TIME : 2:15.780	DIFFERENCE : 0.000				
LAP	SECTOR 1	SECTOR 2	LAP TIME	MPH	DIFF	TIME OF DAY
1 -		46.366	2:31.537	70.53	15.757	16:02:30.548
2 -	1:32.219	46.715	2:18.934	76.92	3.154	16:04:49.482
3 -	1:31.448	45.581	2:17.029 (2)	77.99	1.249	16:07:06.511
4 -	1:32.827	45.469	2:18.296 (3)	77.28	2.516	16:09:24.807
5 -	1:30.403	45.377	2:15.780 (1)	78.71		16:11:40.587

P10 169 TBS Robert MILES	Suzuki - The Bike Shop Long Eaton					
IDEAL LAP TIME : 2:18.943	BEST LAP TIME : 2:19.259	DIFFERENCE : 0.316				
LAP	SECTOR 1	SECTOR 2	LAP TIME	MPH	DIFF	TIME OF DAY
1 -		47.104	2:26.997	72.70	7.738	16:02:26.008
2 -	1:33.626	46.828	2:20.454	76.09	1.195	16:04:46.462
3 -	1:33.334	46.386	2:19.720 (3)	76.49	0.461	16:07:06.182
4 -	1:33.209	46.488	2:19.697 (2)	76.50	0.438	16:09:25.879
5 -	1:32.557	46.702	2:19.259 (1)	76.74		16:11:45.138

P11 3 TBS Marcus NEWALL	Suzuki - Mum & Dad					
IDEAL LAP TIME : 2:15.491	BEST LAP TIME : 2:15.980	DIFFERENCE : 0.489				
LAP	SECTOR 1	SECTOR 2	LAP TIME	MPH	DIFF	TIME OF DAY
1 -		46.353	2:31.656	70.47	15.676	16:02:30.667
2 -	1:31.517	46.305	2:17.822 (3)	77.54	1.842	16:04:48.489
3 -	1:31.329	52.447	2:23.776	74.33	7.796	16:07:12.265
4 -	1:30.710	45.270	2:15.980 (1)	78.60		16:09:28.245
5 -	1:32.565	44.781	2:17.346 (2)	77.81	1.366	16:11:45.591

P12 54 TBS Eric GORRIDGE	Kawasaki -					
IDEAL LAP TIME : 2:17.718	BEST LAP TIME : 2:17.718	DIFFERENCE : 0.000				
LAP	SECTOR 1	SECTOR 2	LAP TIME	MPH	DIFF	TIME OF DAY
1 -		47.765	2:33.565	69.59	15.847	16:02:32.576
2 -	1:32.385	46.773	2:19.158 (2)	76.80	1.440	16:04:51.734
3 -	1:32.137	47.290	2:19.427	76.65	1.709	16:07:11.161
4 -	1:31.299	46.419	2:17.718 (1)	77.60		16:09:28.879
5 -	1:32.551	46.872	2:19.423 (3)	76.65	1.705	16:11:48.302

P13 27 TBS William SMITH	Kawasaki -					
IDEAL LAP TIME : 2:20.230	BEST LAP TIME : 2:20.495	DIFFERENCE : 0.265				
LAP	SECTOR 1	SECTOR 2	LAP TIME	MPH	DIFF	TIME OF DAY
1 -		47.543	2:29.861	71.31	9.366	16:02:28.872
2 -	1:33.172	47.323	2:20.495 (1)	76.07		16:04:49.367
3 -	1:34.064	47.673	2:21.737 (3)	75.40	1.242	16:07:11.104
4 -	1:35.041	47.058	2:22.099	75.21	1.604	16:09:33.203

Weather / Track : Cloudy / Dry

Snetterton 300
Circuit Length = 2.9689 miles
Start: 15:59 Flag 16:10 End: 16:13

BMCRC - MRO Championships 2015 - Rnd 2 @ Snetterton 300

Thunderbike Sport & Senior 300 Series

RACE 13 - SECTOR ANALYSIS

SECTOR 1 = FL to I1, SECTOR 2 = I1 to I2, SECTOR 3 = I2 to FL, DIFF = Difference To Personal Best Lap

5 - 1:33.867 47.316 2:21.183 (2) 75.70 0.688 16:11:54.386

P14 82 TBS Paul BEAVIS			Yamaha -			
IDEAL LAP TIME : 2:19.645		BEST LAP TIME : 2:19.645		DIFFERENCE : 0.000		
LAP	SECTOR 1	SECTOR 2	LAP TIME	MPH	DIFF	TIME OF DAY
1 -		49.406	2:35.303	68.82	15.658	16:02:34.314
2 -	1:35.809	48.035	2:23.844	74.30	4.199	16:04:58.158
3 -	1:33.198	48.025	2:21.223 (3)	75.68	1.578	16:07:19.381
4 -	1:32.965	46.680	2:19.645 (1)	76.53		16:09:39.026
5 -	1:33.764	46.713	2:20.477 (2)	76.08	0.832	16:11:59.503

P15 22 TBS Dave HARVIEK			HRC Delatblade - SW Roofing Group			
IDEAL LAP TIME : 2:18.943		BEST LAP TIME : 2:19.460		DIFFERENCE : 0.517		
LAP	SECTOR 1	SECTOR 2	LAP TIME	MPH	DIFF	TIME OF DAY
1 -		48.876	2:35.199	68.86	15.739	16:02:34.210
2 -	1:36.036	49.274	2:25.310	73.55	5.850	16:04:59.520
3 -	1:32.919	48.156	2:21.075 (3)	75.76	1.615	16:07:20.595
4 -	1:33.338	46.122	2:19.460 (1)	76.63		16:09:40.055
5 -	1:32.821	47.552	2:20.373 (2)	76.14	0.913	16:12:00.428

P16 56 TBS Jason SOILLEUX			Ducati -			
IDEAL LAP TIME : 2:21.353		BEST LAP TIME : 2:21.410		DIFFERENCE : 0.057		
LAP	SECTOR 1	SECTOR 2	LAP TIME	MPH	DIFF	TIME OF DAY
1 -		48.945	2:35.210	68.86	13.800	16:02:34.221
2 -	1:34.873	48.510	2:23.383	74.54	1.973	16:04:57.604
3 -	1:33.335	48.075	2:21.410 (1)	75.58		16:07:19.014
4 -	1:34.136	48.244	2:22.380 (3)	75.06	0.970	16:09:41.394
5 -	1:33.278	48.629	2:21.907 (2)	75.31	0.497	16:12:03.301

P17 12 TBS Andrew GILL			Kawasaki -			
IDEAL LAP TIME : 2:18.506		BEST LAP TIME : 2:18.506		DIFFERENCE : 0.000		
LAP	SECTOR 1	SECTOR 2	LAP TIME	MPH	DIFF	TIME OF DAY
1 -		51.572	2:41.710	66.09	23.204	16:02:40.721
2 -	1:36.755	49.199	2:25.954	73.22	7.448	16:05:06.675
3 -	1:35.565	48.298	2:23.863 (3)	74.29	5.357	16:07:30.538
4 -	1:34.339	47.285	2:21.624 (2)	75.46	3.118	16:09:52.162
5 -	1:31.587	46.919	2:18.506 (1)	77.16		16:12:10.668

P18 58 TBS Steve YOUNG			Kawasaki - Cadmatic			
IDEAL LAP TIME : 2:23.439		BEST LAP TIME : 2:24.051		DIFFERENCE : 0.612		
LAP	SECTOR 1	SECTOR 2	LAP TIME	MPH	DIFF	TIME OF DAY
1 -		49.780	2:36.442	68.31	12.391	16:02:35.453
2 -	1:36.601	48.214	2:24.815 (2)	73.80	0.764	16:05:00.268
3 -	1:36.485	48.753	2:25.238 (3)	73.59	1.187	16:07:25.506
4 -	1:37.124	48.644	2:25.768	73.32	1.717	16:09:51.274
5 -	1:35.225	48.826	2:24.051 (1)	74.19		16:12:15.325

P19 73 TBS Vincent LEWIN			Suzuki - Vinitwin Racing DotCo			
IDEAL LAP TIME : 2:23.814		BEST LAP TIME : 2:23.814		DIFFERENCE : 0.000		
LAP	SECTOR 1	SECTOR 2	LAP TIME	MPH	DIFF	TIME OF DAY
1 -		50.419	2:37.895	67.69	14.081	16:02:36.906
2 -	1:36.908	50.138	2:27.046	72.68	3.232	16:05:03.952
3 -	1:35.999	49.140	2:25.139 (2)	73.64	1.325	16:07:29.091
4 -	1:35.550	49.622	2:25.172 (3)	73.62	1.358	16:09:54.263
5 -	1:34.811	49.003	2:23.814 (1)	74.31		16:12:18.077

Weather / Track : Cloudy / Dry

Snetterton 300

Circuit Length = 2.9689 miles

Start: 15:59 Flag 16:10 End: 16:13

BMCRC - MRO Championships 2015 - Rnd 2 @ Snetterton 300

Thunderbike Sport & Senior 300 Series

RACE 13 - SECTOR ANALYSIS

SECTOR 1 = FL to I1, SECTOR 2 = I1 to I2, SECTOR 3 = I2 to FL, DIFF = Difference To Personal Best Lap

P20 32 TBS Thomas WILLIAMS		Honda -				
IDEAL LAP TIME : 2:24.069		BEST LAP TIME : 2:24.069		DIFFERENCE : 0.000		
LAP	SECTOR 1	SECTOR 2	LAP TIME	MPH	DIFF	TIME OF DAY
1 -		49.989	2:35.022	68.94	10.953	16:02:34.033
2 -	1:39.354	50.001	2:29.355	71.56	5.286	16:05:03.388
3 -	1:38.233	49.191	2:27.424 (3)	72.49	3.355	16:07:30.812
4 -	1:37.839	49.055	2:26.894 (2)	72.76	2.825	16:09:57.706
5 -	1:35.486	48.583	2:24.069 (1)	74.18		16:12:21.775

P21 86 TBS Steve RICHARDS		Honda -				
IDEAL LAP TIME : 2:23.300		BEST LAP TIME : 2:23.300		DIFFERENCE : 0.000		
LAP	SECTOR 1	SECTOR 2	LAP TIME	MPH	DIFF	TIME OF DAY
1 -		51.773	2:40.483	66.59	17.183	16:02:39.494
2 -	1:37.810	50.339	2:28.149	72.14	4.849	16:05:07.643
3 -	1:35.925	49.909	2:25.834 (3)	73.28	2.534	16:07:33.477
4 -	1:36.660	48.794	2:25.454 (2)	73.48	2.154	16:09:58.931
5 -	1:34.696	48.604	2:23.300 (1)	74.58		16:12:22.231

P22 85 TBS Andrew KITE		Ducati - Finology Limited				
IDEAL LAP TIME : 2:23.445		BEST LAP TIME : 2:23.445		DIFFERENCE : 0.000		
LAP	SECTOR 1	SECTOR 2	LAP TIME	MPH	DIFF	TIME OF DAY
1 -		52.111	2:41.595	66.14	18.150	16:02:40.606
2 -	1:39.577	48.993	2:28.570	71.93	5.125	16:05:09.176
3 -	1:37.202	49.640	2:26.842 (3)	72.78	3.397	16:07:36.018
4 -	1:35.871	49.435	2:25.306 (2)	73.55	1.861	16:10:01.324
5 -	1:34.628	48.817	2:23.445 (1)	74.50		16:12:24.769

P23 23 S Carl MITCHELL		Kawasaki - Erith Group				
IDEAL LAP TIME : 2:23.090		BEST LAP TIME : 2:23.118		DIFFERENCE : 0.028		
LAP	SECTOR 1	SECTOR 2	LAP TIME	MPH	DIFF	TIME OF DAY
1 -		48.349	2:59.522	59.53	36.404	16:02:58.533
2 -	1:35.612	47.754	2:23.366 (2)	74.55	0.248	16:05:21.899
3 -	1:35.336	47.782	2:23.118 (1)	74.68		16:07:45.017
4 -	1:35.578	48.122	2:23.700 (3)	74.37	0.582	16:10:08.717
5 -	1:36.046	48.731	2:24.777	73.82	1.659	16:12:33.494

P24 9 S Graham HAW		Kawasaki - Graham Haw Joinery				
IDEAL LAP TIME : 2:26.278		BEST LAP TIME : 2:26.441		DIFFERENCE : 0.163		
LAP	SECTOR 1	SECTOR 2	LAP TIME	MPH	DIFF	TIME OF DAY
1 -		49.224	2:59.706	59.47	33.265	16:02:58.717
2 -	1:37.054	49.387	2:26.441 (1)	72.98		16:05:25.158
3 -	1:38.808	50.441	2:29.249 (2)	71.61	2.808	16:07:54.407
4 -	1:40.546	50.848	2:31.394	70.59	4.953	16:10:25.801
5 -	1:39.048	51.537	2:30.585 (3)	70.97	4.144	16:12:56.386

P25 25 S Leon JONES		Kawasaki -				
IDEAL LAP TIME : 2:28.529		BEST LAP TIME : 2:28.860		DIFFERENCE : 0.331		
LAP	SECTOR 1	SECTOR 2	LAP TIME	MPH	DIFF	TIME OF DAY
1 -		50.668	3:03.384	58.28	34.524	16:03:02.395
2 -	1:40.068	50.372	2:30.440	71.04	1.580	16:05:32.835
3 -	1:39.279	50.640	2:29.919 (3)	71.29	1.059	16:08:02.754
4 -	1:38.818	50.042	2:28.860 (1)	71.79		16:10:31.614
5 -	1:39.193	49.711	2:28.904 (2)	71.77	0.044	16:13:00.518

P26 2 S Lee HARDY		Kawasaki - Amy & Eric Hardy				
IDEAL LAP TIME : 2:30.484		BEST LAP TIME : 2:30.484		DIFFERENCE : 0.000		
LAP	SECTOR 1	SECTOR 2	LAP TIME	MPH	DIFF	TIME OF DAY

Weather / Track : Cloudy / Dry

Snetterton 300
Circuit Length = 2.9689 miles
Start: 15:59 Flag 16:10 End: 16:13

BMCRC - MRO Championships 2015 - Rnd 2 @ Snetterton 300

Thunderbike Sport & Senior 300 Series

RACE 13 - SECTOR ANALYSIS

SECTOR 1 = FL to I1, SECTOR 2 = I1 to I2, SECTOR 3 = I2 to FL, DIFF = Difference To Personal Best Lap

1 -		51.286	3:11.915	55.69	41.431	16:03:10.926
2 -	1:41.742	50.905	2:32.647	70.01	2.163	16:05:43.573
3 -	1:41.353	51.094	2:32.447 (3)	70.11	1.963	16:08:16.020
4 -	1:40.911	50.394	2:31.305 (2)	70.63	0.821	16:10:47.325
5 -	1:40.622	49.862	2:30.484 (1)	71.02		16:13:17.809

P27 71 S Chad JENNER		Kawasaki - AUDIOENERGY LTD				
IDEAL LAP TIME : 2:29.926		BEST LAP TIME : 2:29.926		DIFFERENCE : 0.000		
LAP	SECTOR 1	SECTOR 2	LAP TIME	MPH	DIFF	TIME OF DAY
1 -		51.494	3:10.233	56.18	40.307	16:03:09.244
2 -	1:43.656	50.889	2:34.545	69.15	4.619	16:05:43.789
3 -	1:41.951	50.438	2:32.389 (3)	70.13	2.463	16:08:16.178
4 -	1:41.790	50.035	2:31.825 (2)	70.39	1.899	16:10:48.003
5 -	1:41.472	48.454	2:29.926 (1)	71.28		16:13:17.929

P28 93 S Monica ISAAC		Kawasaki - Fins Motorcycles				
IDEAL LAP TIME : 2:30.529		BEST LAP TIME : 2:31.176		DIFFERENCE : 0.647		
LAP	SECTOR 1	SECTOR 2	LAP TIME	MPH	DIFF	TIME OF DAY
1 -		51.921	3:10.211	56.19	39.035	16:03:09.222
2 -	1:44.539	50.764	2:35.303	68.82	4.127	16:05:44.525
3 -	1:41.392	50.568	2:31.960 (3)	70.33	0.784	16:08:16.485
4 -	1:40.945	50.533	2:31.478 (2)	70.55	0.302	16:10:47.963
5 -	1:41.592	49.584	2:31.176 (1)	70.69		16:13:19.139

P29 132 S Paul ROBSON		Kawasaki - London First Aid				
IDEAL LAP TIME : 2:31.968		BEST LAP TIME : 2:31.968		DIFFERENCE : 0.000		
LAP	SECTOR 1	SECTOR 2	LAP TIME	MPH	DIFF	TIME OF DAY
1 -		52.467	3:11.037	55.94	39.069	16:03:10.048
2 -	1:43.836	51.805	2:35.641	68.67	3.673	16:05:45.689
3 -	1:42.138	51.199	2:33.337 (2)	69.70	1.369	16:08:19.026
4 -	1:41.202	50.766	2:31.968 (1)	70.33		16:10:50.994
5 -	1:42.688	51.852	2:34.540 (3)	69.16	2.572	16:13:25.534

P30 64 S Mike DEVALL		Kawasaki -				
IDEAL LAP TIME : 2:36.216		BEST LAP TIME : 2:36.216		DIFFERENCE : 0.000		
LAP	SECTOR 1	SECTOR 2	LAP TIME	MPH	DIFF	TIME OF DAY
1 -		53.451	3:15.173	54.76	38.957	16:03:14.184
2 -	1:44.835	52.477	2:37.312 (2)	67.94	1.096	16:05:51.496
3 -	1:45.594	53.724	2:39.318 (3)	67.08	3.102	16:08:30.814
4 -	1:44.602	51.614	2:36.216 (1)	68.41		16:11:07.030

P31 39 S Patrick SMITH		Kawasaki -				
IDEAL LAP TIME : 2:38.575		BEST LAP TIME : 2:38.575		DIFFERENCE : 0.000		
LAP	SECTOR 1	SECTOR 2	LAP TIME	MPH	DIFF	TIME OF DAY
1 -		55.392	3:18.946	53.72	40.371	16:03:17.957
2 -	1:46.635	54.959	2:41.594 (3)	66.14	3.019	16:05:59.551
3 -	1:45.412	53.163	2:38.575 (1)	67.40		16:08:38.126
4 -	1:46.463	53.580	2:40.043 (2)	66.78	1.468	16:11:18.169

P32 73 S Michael SHARMAN		Kawasaki -				
IDEAL LAP TIME : 2:43.122		BEST LAP TIME : 2:43.287		DIFFERENCE : 0.165		
LAP	SECTOR 1	SECTOR 2	LAP TIME	MPH	DIFF	TIME OF DAY
1 -		55.251	3:16.507	54.39	33.220	16:03:15.518
2 -	1:48.559	55.376	2:43.935 (3)	65.19	0.648	16:05:59.453
3 -	1:48.306	55.490	2:43.796 (2)	65.25	0.509	16:08:43.249
4 -	1:47.871	55.416	2:43.287 (1)	65.45		16:11:26.536

Weather / Track : Cloudy / Dry

Snetterton 300

Circuit Length = 2.9689 miles

Start: 15:59 Flag 16:10 End: 16:13

BMCRC - MRO Championships 2015 - Rnd 2 @ Snetterton 300

Thunderbike Sport & Senior 300 Series

RACE 13 - SECTOR ANALYSIS

SECTOR 1 = FL to I1, SECTOR 2 = I1 to I2, SECTOR 3 = I2 to FL, DIFF = Difference To Personal Best Lap

P33 30 S Malcolm HOWELL		Kawasaki -				
IDEAL LAP TIME : 2:53.294		BEST LAP TIME : 2:53.535		DIFFERENCE : 0.241		
LAP	SECTOR 1	SECTOR 2	LAP TIME	MPH	DIFF	TIME OF DAY
1 -		58.539	3:29.357	51.05	35.822	16:03:28.368
2 -	1:57.178	59.447	2:56.625 (3)	60.51	3.090	16:06:24.993
3 -	1:54.755	58.780	2:53.535 (1)	61.59		16:09:18.528
4 -	1:54.884	58.767	2:53.651 (2)	61.54	0.116	16:12:12.179

P34 59 TBS Danielle COOPER		Kawasaki - ePayMe				
IDEAL LAP TIME : 2:30.446		BEST LAP TIME : 2:31.183		DIFFERENCE : 0.737		
LAP	SECTOR 1	SECTOR 2	LAP TIME	MPH	DIFF	TIME OF DAY
1 -		52.088	2:40.674 (3)	66.52	9.491	16:02:39.685
2 -	1:40.940	50.576	2:31.516 (2)	70.54	0.333	16:05:11.201
3 -	1:39.870	51.313	2:31.183 (1)	70.69		16:07:42.384

BMCRC - MRO Championships 2015 - Rnd 2 @ Snetterton 300

Thunderbike Sport & Senior 300 Series

RACE 13 - BEST SECTORS

SECTOR 1			SECTOR 2			IDEAL / BEST COMPARISON						
POS	NO	NAME	TIME	NO	NAME	TIME	POS	NO	NAME	IDEAL	BEST	DIFF
									PERFECT LAP	2:08.898		
1	51	JARMAN	1:25.691	139	KIRK	43.207	1	51	JARMAN	2:09.020	2:09.066	0.046
2	139	KIRK	1:26.187	51	JARMAN	43.329	2	139	KIRK	2:09.394	2:09.447	0.053
3	37	WILSON	1:28.216	37	WILSON	44.180	3	37	WILSON	2:12.396	2:12.639	0.243
4	152	JOHNSTON	1:28.272	152	JOHNSTON	44.269	4	152	JOHNSTON	2:12.541	2:12.541	0.000
5	6	COOPER	1:28.832	3	NEWALL	44.781	5	6	COOPER	2:14.168	2:14.274	0.106
6	81	MAY	1:29.640	81	MAY	45.332	6	81	MAY	2:14.972	2:14.972	0.000
7	40	SNOWDEN	1:29.997	6	COOPER	45.336	7	3	NEWALL	2:15.491	2:15.980	0.489
8	65	SOILLEUX	1:30.403	65	SOILLEUX	45.377	8	65	SOILLEUX	2:15.780	2:15.780	0.000
9	3	NEWALL	1:30.710	70	THORNTON	45.814	9	40	SNOWDEN	2:15.967	2:15.967	0.000
10	70	THORNTON	1:30.918	40	SNOWDEN	45.970	10	70	THORNTON	2:16.732	2:16.732	0.000
11	54	GORRIDGE	1:31.299	22	HARVIEK	46.122	11	54	GORRIDGE	2:17.718	2:17.718	0.000
12	12	GILL	1:31.587	169	MILES	46.386	12	12	GILL	2:18.506	2:18.506	0.000
13	169	MILES	1:32.557	54	GORRIDGE	46.419	13	169	MILES	2:18.943	2:19.259	0.316
14	22	HARVIEK	1:32.821	82	BEAVIS	46.680	14	22	HARVIEK	2:18.943	2:19.460	0.517
15	82	BEAVIS	1:32.965	12	GILL	46.919	15	82	BEAVIS	2:19.645	2:19.645	0.000
16	27	SMITH	1:33.172	27	SMITH	47.058	16	27	SMITH	2:20.230	2:20.495	0.265
17	56	SOILLEUX	1:33.278	23	MITCHELL	47.754	17	56	SOILLEUX	2:21.353	2:21.410	0.057
18	85	KITE	1:34.628	56	SOILLEUX	48.075	18	23	MITCHELL	2:23.090	2:23.118	0.028
19	86	RICHARDS	1:34.696	58	YOUNG	48.214	19	86	RICHARDS	2:23.300	2:23.300	0.000
20	73	LEWIN	1:34.811	71	JENNER	48.454	20	58	YOUNG	2:23.439	2:24.051	0.612
21	58	YOUNG	1:35.225	32	WILLIAMS	48.583	21	85	KITE	2:23.445	2:23.445	0.000
22	23	MITCHELL	1:35.336	86	RICHARDS	48.604	22	73	LEWIN	2:23.814	2:23.814	0.000
23	32	WILLIAMS	1:35.486	85	KITE	48.817	23	32	WILLIAMS	2:24.069	2:24.069	0.000
24	9	HAW	1:37.054	73	LEWIN	49.003	24	9	HAW	2:26.278	2:26.441	0.163
25	25	JONES	1:38.818	9	HAW	49.224	25	25	JONES	2:28.529	2:28.860	0.331
26	59	COOPER	1:39.870	93	ISAAC	49.584	26	71	JENNER	2:29.926	2:29.926	0.000
27	2	HARDY	1:40.622	25	JONES	49.711	27	59	COOPER	2:30.446	2:31.183	0.737
28	93	ISAAC	1:40.945	2	HARDY	49.862	28	2	HARDY	2:30.484	2:30.484	0.000
29	132	ROBSON	1:41.202	59	COOPER	50.576	29	93	ISAAC	2:30.529	2:31.176	0.647
30	71	JENNER	1:41.472	132	ROBSON	50.766	30	132	ROBSON	2:31.968	2:31.968	0.000
31	64	DEVALL	1:44.602	64	DEVALL	51.614	31	64	DEVALL	2:36.216	2:36.216	0.000
32	39	SMITH	1:45.412	39	SMITH	53.163	32	39	SMITH	2:38.575	2:38.575	0.000
33	73	SHARMAN	1:47.871	73	SHARMAN	55.251	33	73	SHARMAN	2:43.122	2:43.287	0.165
34	30	HOWELL	1:54.755	30	HOWELL	58.539	34	30	HOWELL	2:53.294	2:53.535	0.241
35												

Weather / Track : Cloudy / Dry

Results can be found at www.tsl-timing.com

Snetterton 300

Circuit Length = 2.9689 miles

Start: 15:59 Flag 16:10 End: 16:13

Printed - 16:15 Saturday, 25 April 2015


BMCRC - MRO Championships 2015 - Rnd 2 @ Snetterton 300

Thunderbike Sport & Senior 300 Series

RACE 2 - GRID (6 Laps)



ROW 14	41	30	Malcolm HOWELL	40	73	Michael SHARMAN			
ROW 13	39	39	Patrick SMITH	38	64	Mike DEVALL	37	132	Paul ROBSON
ROW 12	36	93	Monica ISAAC	35	71	Chad JENNER	34	2	Lee HARDY
ROW 11	33	25	Leon JONES	32	9	Graham HAW	31	23	Carl MITCHELL
ROW 10									
ROW 9							25	19	Stephen SWEETMAN
ROW 8	24	43	Colin WALKEY	23	59	Danielle COOPER	22	85	Andrew KITE
ROW 7	21	86	Steve RICHARDS	20	32	Thomas WILLIAMS	19	73	Vincent LEWIN
ROW 6	18	58	Steve YOUNG	17	12	Andrew GILL	16	56	Jason SOILLEUX
ROW 5	15	22	Dave HARVIEK	14	82	Paul BEAVIS	13	27	William SMITH
ROW 4	12	54	Eric GORRIDGE	11	3	Marcus NEWALL	10	169	Robert MILES
ROW 3	9	65	Ian SOILLEUX	8	70	Peter THORNTON	7	40	Simon SNOWDEN
ROW 2	6	81	Malvern MAY	5	152	Paul JOHNSTON	4	37	Stephen WILSON
ROW 1	3	6	Martin COOPER	2	51	Emma JARMAN	1	139	Byron KIRK
									Pole



Snetterton 300
Circuit Length = 2.9689 miles

These results are provisional until the conclusion of any judicial and technical matters.

Clerk Of Course :	Timekeeper :
-------------------	--------------

Results can be found at www.tsl-timing.com

Printed - 16:18 Saturday, 25 April 2015



BMCRC - MRO Championships 2015 - Rnd 2 @ Snetterton 300

Thunderbike Sport & Senior 300 Series

RACE 2 - CLASSIFICATION



CLASS : S											
POS	NO	CL	NAME	ENTRY	LAPS	TIME	GAP	DIFF	MPH	BEST	ON
1	23	S	Carl MITCHELL	Kawasaki - Erith Group	5	12:52.816			69.15	2:25.046	4
2	9	S	Graham HAW	Kawasaki - Graham Haw Joinery	5	13:05.389	2:04.304	12.573	68.04	2:25.920	2
3	25	S	Leon JONES	Kawasaki -	5	13:14.568	2:13.483	2.264	67.25	2:27.529	5
4	93	S	Monica ISAAC	Kawasaki - Fins Motorcycles	5	13:16.376	2:15.291	1.808	67.10	2:27.130	5
5	2	S	Lee HARDY	Kawasaki - Amy & Eric Hardy	5	13:20.116	2:19.031	3.740	66.79	2:27.187	5
6	64	S	Mike DEVAL	Kawasaki -	4	11:08.254	1 Lap	1 Lap	63.97	2:33.526	4
7	132	S	Paul ROBSON	Kawasaki - London First Aid	4	11:08.345	1 Lap	0.091	63.96	2:34.581	4
8	39	S	Patrick SMITH	Kawasaki -	4	11:26.649	1 Lap	18.304	62.26	2:39.261	4
9	73	S	Michael SHARMAN	Kawasaki -	4	11:35.311	1 Lap	8.662	61.48	2:40.703	4
10	30	S	Malcolm HOWELL	Kawasaki -	4	12:26.300	1 Lap	50.989	57.28	2:52.578	4

CLASS : TBS											
POS	NO	CL	NAME	ENTRY	LAPS	TIME	GAP	DIFF	MPH	BEST	ON
1	139	TBS	Byron KIRK	Suzuki -	5	11:01.085			80.83	2:10.780	3
2	6	TBS	Martin COOPER	Ducati -	5	11:17.160	16.075	16.075	78.91	2:13.906	2
3	51	TBS	Emma JARMAN	Kawasaki -	5	11:17.558	16.473	0.398	78.87	2:13.143	2
4	12	TBS	Andrew GILL	Kawasaki -	5	11:23.831	22.746	6.273	78.14	2:13.368	5
5	152	TBS	Paul JOHNSTON	Suzuki - ePayMe	5	11:26.225	25.140	2.394	77.87	2:15.580	2
6	40	TBS	Simon SNOWDEN	Ducati - Wheels Motorcycles Peterborough	5	11:36.434	35.349	10.209	76.73	2:17.450	3
7	81	TBS	Malvern MAY	Ducati -	5	11:37.608	36.523	1.174	76.60	2:15.020	5
8	65	TBS	Ian SOILLEUX	Suzuki -	5	11:38.087	37.002	0.479	76.55	2:14.459	5
9	3	TBS	Marcus NEWALL	Suzuki - Mum & Dad	5	11:40.576	39.491	2.489	76.28	2:15.783	5
10	27	TBS	William SMITH	Kawasaki -	5	11:41.452	40.367	0.876	76.18	2:16.644	5
11	154	TBS	Adam JAMISON	Suzuki -	5	11:42.592	41.507	1.140	76.06	2:18.135	3
12	70	TBS	Peter THORNTON	Kawasaki - Cadmatic	5	11:44.381	43.296	1.789	75.86	2:17.944	5
13	82	TBS	Paul BEAVIS	R Yamaha -	5	11:58.635	57.550	14.254	74.36	2:21.084	2
14	22	TBS	Dave HARVIEK	HRC Deltablade - SW Roofing Group	5	12:00.292	59.207	1.657	74.19	2:18.726	5
15	169	TBS	Robert MILES	Suzuki - The Bike Shop Long Eaton	5	12:02.238	1:01.153	1.946	73.99	2:20.491	5
16	56	TBS	Jason SOILLEUX	Ducati -	5	12:12.271	1:11.186	10.033	72.97	2:20.962	4
17	32	TBS	Thomas WILLIAMS	Honda -	5	12:12.686	1:11.601	0.415	72.93	2:23.529	5
18	54	TBS	Eric GORRIDGE	Kawasaki -	5	12:13.591	1:12.506	0.905	72.84	2:23.805	4
19	55	TBS	Paul TOLAND	Yamaha -	5	12:14.519	1:13.434	0.928	72.75	2:23.682	3
20	80	TBS	Matt CLARKE	Honda - Hayley Group PLC	5	12:14.650	1:13.565	0.131	72.74	2:21.486	5
21	85	TBS	Andrew KITE	Ducati - Finology Limited	5	12:21.703	1:20.618	7.053	72.05	2:22.540	5
22	86	TBS	Steve RICHARDS	R Honda -	5	12:28.547	1:27.462	6.844	71.39	2:25.882	4
23	73	TBS	Vincent LEWIN	Suzuki - Vinitwin Racing DotCo	5	12:35.631	1:34.546	7.084	70.72	2:25.711	4
24	59	TBS	Danielle COOPER	Kawasaki - ePayMe	5	13:12.304	2:11.219	6.915	67.44	2:35.921	4
DNF	37	TBS	Stephen WILSON	Suzuki -	2	4:34.647	3 Laps	2 Laps	77.83	2:14.175	2
DNF	58	TBS	Steve YOUNG	Kawasaki - Cadmatic	1	2:40.346	4 Laps	1 Lap	66.65	2:40.346	1

FASTEST LAP

139	TBS	Byron KIRK	Suzuki -	3	2:10.780	81.72 mph	131.52 kph
23	S	Carl MITCHELL	Kawasaki - Erith Group	4	2:25.046	73.68 mph	118.58 kph

Class S - 90% of race speed - 62.23mph
 Class TBS - 90% of race speed - 72.74mph

Weather / Track : Cloudy / Dry

These results are provisional until the conclusion of any judicial and technical matters.

Snetterton 300

Circuit Length = 2.9689 miles

Start: 10:43 Flag 10:54 End: 10:56

Clerk Of Course :	Timekeeper :
-------------------	--------------

Results can be found at www.tsl-timing.com

Printed - 10:59 Sunday, 26 April 2015



BMCRC - MRO Championships 2015 - Rnd 2 @ Snetterton 300

Thunderbike Sport & Senior 300 Series

RACE 2 - LAP CHART

LAP 1 @ 10:45:23.622			LAP 2 @ 10:47:34.519			LAP 3 @ 10:49:45.299			LAP 4 @ 10:51:57.379			LAP 5 @ 10:54:08.346		
NO	BEHIND	LAP TIME	NO	BEHIND	LAP TIME	NO	BEHIND	LAP TIME	NO	BEHIND	LAP TIME	NO	BEHIND	LAP TIME
139		2:16.361	139		2:10.897	139		2:10.780	139		2:12.080	139		2:10.967
6	2.405	2:18.766	6	5.414	2:13.906	6	8.812	2:14.178	73	1 Lap	2:41.606	64	1 Lap	2:33.526
51	3.823	2:20.184	51	6.069	2:13.143	51	9.241	2:13.952	6	12.332	2:15.600	132	1 Lap	2:34.581
37	4.111	2:20.472	37	7.389	2:14.175	152	15.997	2:17.081	51	12.930	2:15.769	6	16.075	2:14.710
152	5.013	2:21.374	152	9.696	2:15.580	12	18.726	2:13.941	152	20.315	2:16.398	51	16.473	2:14.510
40	8.860	2:25.221	12	15.565	2:16.342	40	22.553	2:17.450	12	20.345	2:13.699	12	22.746	2:13.368
3	9.575	2:25.936	40	15.883	2:17.920	154	27.136	2:18.135	40	28.493	2:18.020	152	25.140	2:15.792
12	10.120	2:26.481	3	19.445	2:20.767	81	27.443	2:18.218	81	32.470	2:17.107	39	1 Lap	2:39.261
65	11.020	2:27.381	154	19.781	2:18.405	3	27.555	2:18.890	65	33.510	2:17.100	73	1 Lap	2:40.703
154	12.273	2:28.634	81	20.005	2:17.343	65	28.490	2:18.453	154	33.689	2:18.633	40	35.349	2:17.823
27	12.631	2:28.992	70	20.667	2:18.338	70	28.603	2:18.716	3	34.675	2:19.200	81	36.523	2:15.020
70	13.226	2:29.587	65	20.817	2:20.694	27	29.435	2:18.543	27	34.690	2:17.335	65	37.002	2:14.459
81	13.559	2:29.920	27	21.672	2:19.938	82	36.787	2:21.195	70	36.319	2:19.796	3	39.491	2:15.783
82	16.185	2:32.546	82	26.372	2:21.084	169	42.377	2:23.477	30	1 Lap	2:57.192	27	40.367	2:16.644
169	16.309	2:32.670	169	29.680	2:24.268	22	42.954	2:23.308	82	45.893	2:21.186	154	41.507	2:18.785
22	18.150	2:34.511	22	30.426	2:23.173	32	47.147	2:25.055	22	51.448	2:20.574	70	43.296	2:17.944
32	18.726	2:35.087	32	32.872	2:25.043	55	47.259	2:23.682	169	51.629	2:21.332	82	57.550	2:22.624
54	19.298	2:35.659	54	33.780	2:25.379	54	47.696	2:24.696	32	59.039	2:23.972	22	59.207	2:18.726
55	20.739	2:37.100	55	34.357	2:24.515	56	51.953	2:22.628	54	59.421	2:23.805	169	1:01.153	2:20.491
86	23.498	2:39.859	86	39.808	2:27.207	80	53.183	2:23.975	55	1:00.145	2:24.966	56	1:11.186	2:21.318
58	23.985	2:40.346	80	39.988	2:26.851	86	56.709	2:27.681	56	1:00.835	2:20.962	32	1:11.601	2:23.529
80	24.034	2:40.395	56	40.105	2:25.704	85	57.396	2:26.090	80	1:03.046	2:21.943	54	1:12.506	2:24.052
85	24.936	2:41.297	85	42.086	2:28.047	73	1:05.453	2:28.377	85	1:09.045	2:23.729	55	1:13.434	2:24.256
56	25.298	2:41.659	73	47.856	2:29.557	59	1:21.772	2:38.079	86	1:10.511	2:25.882	80	1:13.565	2:21.486
59	28.844	2:45.205	59	54.473	2:36.526	23	1:23.866	2:25.642	73	1:19.084	2:25.711	85	1:20.618	2:22.540
73	29.196	2:45.557	23	1:09.004	2:25.180	9	1:27.970	2:28.122	23	1:36.832	2:25.046	30	1 Lap	2:52.578
23	54.721	3:11.082	9	1:10.628	2:25.920	25	1:39.648	2:31.628	9	1:45.013	2:29.123	86	1:27.462	2:27.918
9	55.605	3:11.966	25	1:18.800	2:30.887	93	1:42.635	2:30.163	59	1:45.613	2:35.921	73	1:34.546	2:26.429
25	58.810	3:15.171	93	1:23.252	2:31.652	2	1:46.164	2:32.118	25	1:56.921	2:29.353	23	1:51.731	2:25.866
93	1:02.497	3:18.858	2	1:24.826	2:32.962	132	1:55.726	2:35.225	93	1:59.128	2:28.573	9	2:04.304	2:30.258
2	1:02.761	3:19.122	132	1:31.281	2:35.553	64	1:56.690	2:34.885	2	2:02.811	2:28.727	59	2:11.219	2:36.573
132	1:06.625	3:22.986	64	1:32.585	2:35.664	39	2:09.350	2:40.020				25	2:13.483	2:27.529
64	1:07.818	3:24.179	39	1:40.110	2:40.185							93	2:15.291	2:27.130
39	1:10.822	3:27.183	73	1:45.744	2:43.316							2	2:19.031	2:27.187
73	1:13.325	3:29.686	30	2:09.272	2:54.579									
30	1:25.590	3:41.951												

Weather / Track : Cloudy / Dry

Snetterton 300

Circuit Length = 2.9689 miles

Start: 10:43 Flag 10:54 End: 10:56

Results can be found at www.tsl-timing.com

Printed - 11:02 Sunday, 26 April 2015

BMCRC - MRO Championships 2015 - Rnd 2 @ Snetterton 300

Thunderbike Sport & Senior 300 Series

RACE 2 - SECTOR ANALYSIS

SECTOR 1 = FL to I1, SECTOR 2 = I1 to I2, SECTOR 3 = I2 to FL, DIFF = Difference To Personal Best Lap

P1 139 TBS Byron KIRK		Suzuki -				
IDEAL LAP TIME : 2:10.296		BEST LAP TIME : 2:10.780		DIFFERENCE : 0.484		
LAP	SECTOR 1	SECTOR 2	LAP TIME	MPH	DIFF	TIME OF DAY
1 -		44.055	2:16.361	78.38	5.581	10:45:23.622
2 -	1:27.212	43.685	2:10.897 (2)	81.65	0.117	10:47:34.519
3 -	1:27.373	43.407	2:10.780 (1)	81.72		10:49:45.299
4 -	1:28.168	43.912	2:12.080	80.92	1.300	10:51:57.379
5 -	1:26.889	44.078	2:10.967 (3)	81.60	0.187	10:54:08.346

P2 6 TBS Martin COOPER		Ducati -				
IDEAL LAP TIME : 2:13.422		BEST LAP TIME : 2:13.906		DIFFERENCE : 0.484		
LAP	SECTOR 1	SECTOR 2	LAP TIME	MPH	DIFF	TIME OF DAY
1 -		44.605	2:18.766	77.02	4.860	10:45:26.027
2 -	1:28.817	45.089	2:13.906 (1)	79.81		10:47:39.933
3 -	1:29.352	44.826	2:14.178 (2)	79.65	0.272	10:49:54.111
4 -	1:30.067	45.533	2:15.600	78.82	1.694	10:52:09.711
5 -	1:29.171	45.539	2:14.710 (3)	79.34	0.804	10:54:24.421

P3 51 TBS Emma JARMAN		Kawasaki -				
IDEAL LAP TIME : 2:13.143		BEST LAP TIME : 2:13.143		DIFFERENCE : 0.000		
LAP	SECTOR 1	SECTOR 2	LAP TIME	MPH	DIFF	TIME OF DAY
1 -		46.110	2:20.184	76.24	7.041	10:45:27.445
2 -	1:28.589	44.554	2:13.143 (1)	80.27		10:47:40.588
3 -	1:29.027	44.925	2:13.952 (2)	79.79	0.809	10:49:54.540
4 -	1:29.962	45.807	2:15.769	78.72	2.626	10:52:10.309
5 -	1:29.307	45.203	2:14.510 (3)	79.45	1.367	10:54:24.819

P4 12 TBS Andrew GILL		Kawasaki -				
IDEAL LAP TIME : 2:12.803		BEST LAP TIME : 2:13.368		DIFFERENCE : 0.565		
LAP	SECTOR 1	SECTOR 2	LAP TIME	MPH	DIFF	TIME OF DAY
1 -		47.179	2:26.481	72.96	13.113	10:45:33.742
2 -	1:30.341	46.001	2:16.342	78.39	2.974	10:47:50.084
3 -	1:29.374	44.567	2:13.941 (3)	79.79	0.573	10:50:04.025
4 -	1:29.055	44.644	2:13.699 (2)	79.94	0.331	10:52:17.724
5 -	1:28.236	45.132	2:13.368 (1)	80.13		10:54:31.092

P5 152 TBS Paul JOHNSTON		Suzuki - ePayMe				
IDEAL LAP TIME : 2:14.867		BEST LAP TIME : 2:15.580		DIFFERENCE : 0.713		
LAP	SECTOR 1	SECTOR 2	LAP TIME	MPH	DIFF	TIME OF DAY
1 -		44.839	2:21.374	75.60	5.794	10:45:28.635
2 -	1:30.028	45.552	2:15.580 (1)	78.83		10:47:44.215
3 -	1:31.500	45.581	2:17.081	77.96	1.501	10:50:01.296
4 -	1:31.104	45.294	2:16.398 (3)	78.35	0.818	10:52:17.694
5 -	1:30.339	45.453	2:15.792 (2)	78.70	0.212	10:54:33.486

P6 40 TBS Simon SNOWDEN		Ducati - Wheels Motorcycles Peterborough				
IDEAL LAP TIME : 2:17.343		BEST LAP TIME : 2:17.450		DIFFERENCE : 0.107		
LAP	SECTOR 1	SECTOR 2	LAP TIME	MPH	DIFF	TIME OF DAY
1 -		46.305	2:25.221	73.59	7.771	10:45:32.482
2 -	1:31.105	46.815	2:17.920 (3)	77.49	0.470	10:47:50.402
3 -	1:31.038	46.412	2:17.450 (1)	77.75		10:50:07.852
4 -	1:31.711	46.309	2:18.020	77.43	0.570	10:52:25.872
5 -	1:31.502	46.321	2:17.823 (2)	77.54	0.373	10:54:43.695

P7 81 TBS Malvern MAY		Ducati -				
IDEAL LAP TIME : 2:15.020		BEST LAP TIME : 2:15.020		DIFFERENCE : 0.000		
LAP	SECTOR 1	SECTOR 2	LAP TIME	MPH	DIFF	TIME OF DAY

Weather / Track : Cloudy / Dry

Snetterton 300
Circuit Length = 2.9689 miles
Start: 10:43 Flag 10:54 End: 10:56

BMCRC - MRO Championships 2015 - Rnd 2 @ Snetterton 300

Thunderbike Sport & Senior 300 Series

RACE 2 - SECTOR ANALYSIS

SECTOR 1 = FL to I1, SECTOR 2 = I1 to I2, SECTOR 3 = I2 to FL, DIFF = Difference To Personal Best Lap

1 -		46.558		2:29.920	71.29	14.900	10:45:37.181
2 -	1:30.849	46.494		2:17.343 (3)	77.82	2.323	10:47:54.524
3 -	1:32.342	45.876		2:18.218	77.32	3.198	10:50:12.742
4 -	1:31.245	45.862		2:17.107 (2)	77.95	2.087	10:52:29.849
5 -	1:30.147	44.873		2:15.020 (1)	79.15		10:54:44.869

P8 65 TBS Ian SOILLEUX	Suzuki -					
IDEAL LAP TIME : 2:14.459	BEST LAP TIME : 2:14.459	DIFFERENCE : 0.000				
LAP	SECTOR 1	SECTOR 2	LAP TIME	MPH	DIFF	TIME OF DAY
1 -		46.187	2:27.381	72.51	12.922	10:45:34.642
2 -	1:32.634	48.060	2:20.694	75.96	6.235	10:47:55.336
3 -	1:32.958	45.495	2:18.453 (3)	77.19	3.994	10:50:13.789
4 -	1:30.262	46.838	2:17.100 (2)	77.95	2.641	10:52:30.889
5 -	1:29.948	44.511	2:14.459 (1)	79.48		10:54:45.348

P9 3 TBS Marcus NEWALL	Suzuki - Mum & Dad					
IDEAL LAP TIME : 2:15.783	BEST LAP TIME : 2:15.783	DIFFERENCE : 0.000				
LAP	SECTOR 1	SECTOR 2	LAP TIME	MPH	DIFF	TIME OF DAY
1 -		46.870	2:25.936	73.23	10.153	10:45:33.197
2 -	1:33.971	46.796	2:20.767	75.92	4.984	10:47:53.964
3 -	1:33.344	45.546	2:18.890 (2)	76.95	3.107	10:50:12.854
4 -	1:31.843	47.357	2:19.200 (3)	76.78	3.417	10:52:32.054
5 -	1:30.740	45.043	2:15.783 (1)	78.71		10:54:47.837

P10 27 TBS William SMITH	Kawasaki -					
IDEAL LAP TIME : 2:15.731	BEST LAP TIME : 2:16.644	DIFFERENCE : 0.913				
LAP	SECTOR 1	SECTOR 2	LAP TIME	MPH	DIFF	TIME OF DAY
1 -		47.712	2:28.992	71.73	12.348	10:45:36.253
2 -	1:32.939	46.999	2:19.938	76.37	3.294	10:47:56.191
3 -	1:32.431	46.112	2:18.543 (3)	77.14	1.899	10:50:14.734
4 -	1:30.501	46.834	2:17.335 (2)	77.82	0.691	10:52:32.069
5 -	1:31.414	45.230	2:16.644 (1)	78.21		10:54:48.713

P11 154 TBS Adam JAMISON	Suzuki -					
IDEAL LAP TIME : 2:17.503	BEST LAP TIME : 2:18.135	DIFFERENCE : 0.632				
LAP	SECTOR 1	SECTOR 2	LAP TIME	MPH	DIFF	TIME OF DAY
1 -		46.676	2:28.634	71.90	10.499	10:45:35.895
2 -	1:31.547	46.858	2:18.405 (2)	77.22	0.270	10:47:54.300
3 -	1:31.930	46.205	2:18.135 (1)	77.37		10:50:12.435
4 -	1:31.298	47.335	2:18.633 (3)	77.09	0.498	10:52:31.068
5 -	1:32.442	46.343	2:18.785	77.01	0.650	10:54:49.853

P12 70 TBS Peter THORNTON	Kawasaki - Cadmatic					
IDEAL LAP TIME : 2:16.940	BEST LAP TIME : 2:17.944	DIFFERENCE : 1.004				
LAP	SECTOR 1	SECTOR 2	LAP TIME	MPH	DIFF	TIME OF DAY
1 -		47.369	2:29.587	71.45	11.643	10:45:36.848
2 -	1:31.683	46.655	2:18.338 (2)	77.26	0.394	10:47:55.186
3 -	1:32.417	46.299	2:18.716 (3)	77.05	0.772	10:50:13.902
4 -	1:31.228	48.568	2:19.796	76.45	1.852	10:52:33.698
5 -	1:32.232	45.712	2:17.944 (1)	77.48		10:54:51.642

P13 82 TBS Paul BEAVIS	Yamaha -					
IDEAL LAP TIME : 2:20.127	BEST LAP TIME : 2:21.084	DIFFERENCE : 0.957				
LAP	SECTOR 1	SECTOR 2	LAP TIME	MPH	DIFF	TIME OF DAY
1 -		47.711	2:32.546	70.06	11.462	10:45:39.807
2 -	1:33.176	47.908	2:21.084 (1)	75.75		10:48:00.891
3 -	1:34.244	46.951	2:21.195 (3)	75.69	0.111	10:50:22.086
4 -	1:33.936	47.250	2:21.186 (2)	75.70	0.102	10:52:43.272

Weather / Track : Cloudy / Dry

Snetterton 300
Circuit Length = 2.9689 miles
Start: 10:43 Flag 10:54 End: 10:56

BMCRC - MRO Championships 2015 - Rnd 2 @ Snetterton 300

Thunderbike Sport & Senior 300 Series

RACE 2 - SECTOR ANALYSIS

SECTOR 1 = FL to I1, SECTOR 2 = I1 to I2, SECTOR 3 = I2 to FL, DIFF = Difference To Personal Best Lap

5 - 1:34.882 47.742 2:22.624 74.93 1.540 10:55:05.896

P14 22 TBS Dave HARVIEK			HRC Deltablade - SW Roofing Group			
IDEAL LAP TIME : 2:18.726		BEST LAP TIME : 2:18.726		DIFFERENCE : 0.000		
LAP	SECTOR 1	SECTOR 2	LAP TIME	MPH	DIFF	TIME OF DAY
1 -		48.253	2:34.511	69.17	15.785	10:45:41.772
2 -	1:34.743	48.430	2:23.173 (3)	74.65	4.447	10:48:04.945
3 -	1:35.425	47.883	2:23.308	74.58	4.582	10:50:28.253
4 -	1:33.769	46.805	2:20.574 (2)	76.03	1.848	10:52:48.827
5 -	1:32.811	45.915	2:18.726 (1)	77.04		10:55:07.553

P15 169 TBS Robert MILES			Suzuki - The Bike Shop Long Eaton			
IDEAL LAP TIME : 2:20.491		BEST LAP TIME : 2:20.491		DIFFERENCE : 0.000		
LAP	SECTOR 1	SECTOR 2	LAP TIME	MPH	DIFF	TIME OF DAY
1 -		48.008	2:32.670	70.00	12.179	10:45:39.931
2 -	1:36.168	48.100	2:24.268	74.08	3.777	10:48:04.199
3 -	1:35.579	47.898	2:23.477 (3)	74.49	2.986	10:50:27.676
4 -	1:34.691	46.641	2:21.332 (2)	75.62	0.841	10:52:49.008
5 -	1:34.507	45.984	2:20.491 (1)	76.07		10:55:09.499

P16 56 TBS Jason SOILLEUX			Ducati -			
IDEAL LAP TIME : 2:20.313		BEST LAP TIME : 2:20.962		DIFFERENCE : 0.649		
LAP	SECTOR 1	SECTOR 2	LAP TIME	MPH	DIFF	TIME OF DAY
1 -		48.671	2:41.659	66.11	20.697	10:45:48.920
2 -	1:35.700	50.004	2:25.704	73.35	4.742	10:48:14.624
3 -	1:35.092	47.536	2:22.628 (3)	74.93	1.666	10:50:37.252
4 -	1:32.945	48.017	2:20.962 (1)	75.82		10:52:58.214
5 -	1:33.950	47.368	2:21.318 (2)	75.63	0.356	10:55:19.532

P17 32 TBS Thomas WILLIAMS			Honda -			
IDEAL LAP TIME : 2:23.348		BEST LAP TIME : 2:23.529		DIFFERENCE : 0.181		
LAP	SECTOR 1	SECTOR 2	LAP TIME	MPH	DIFF	TIME OF DAY
1 -		49.186	2:35.087	68.91	11.558	10:45:42.348
2 -	1:36.081	48.962	2:25.043 (3)	73.68	1.514	10:48:07.391
3 -	1:36.580	48.475	2:25.055	73.68	1.526	10:50:32.446
4 -	1:35.571	48.401	2:23.972 (2)	74.23	0.443	10:52:56.418
5 -	1:35.752	47.777	2:23.529 (1)	74.46		10:55:19.947

P18 54 TBS Eric GORRIDGE			Kawasaki -			
IDEAL LAP TIME : 2:23.481		BEST LAP TIME : 2:23.805		DIFFERENCE : 0.324		
LAP	SECTOR 1	SECTOR 2	LAP TIME	MPH	DIFF	TIME OF DAY
1 -		48.890	2:35.659	68.66	11.854	10:45:42.920
2 -	1:36.120	49.259	2:25.379	73.51	1.574	10:48:08.299
3 -	1:36.140	48.556	2:24.696 (3)	73.86	0.891	10:50:32.995
4 -	1:35.373	48.432	2:23.805 (1)	74.32		10:52:56.800
5 -	1:35.944	48.108	2:24.052 (2)	74.19	0.247	10:55:20.852

P19 55 TBS Paul TOLAND			Yamaha -			
IDEAL LAP TIME : 2:23.523		BEST LAP TIME : 2:23.682		DIFFERENCE : 0.159		
LAP	SECTOR 1	SECTOR 2	LAP TIME	MPH	DIFF	TIME OF DAY
1 -		49.780	2:37.100	68.03	13.418	10:45:44.361
2 -	1:35.455	49.060	2:24.515 (3)	73.95	0.833	10:48:08.876
3 -	1:35.614	48.068	2:23.682 (1)	74.38		10:50:32.558
4 -	1:36.809	48.157	2:24.966	73.72	1.284	10:52:57.524
5 -	1:36.046	48.210	2:24.256 (2)	74.09	0.574	10:55:21.780

Weather / Track : Cloudy / Dry

Snetterton 300

Circuit Length = 2.9689 miles

Start: 10:43 Flag 10:54 End: 10:56

BMCRC - MRO Championships 2015 - Rnd 2 @ Snetterton 300

Thunderbike Sport & Senior 300 Series

RACE 2 - SECTOR ANALYSIS

SECTOR 1 = FL to I1, SECTOR 2 = I1 to I2, SECTOR 3 = I2 to FL, DIFF = Difference To Personal Best Lap

P20 80 TBS Matt CLARKE		Honda - Hayley Group PLC				
IDEAL LAP TIME : 2:21.410		BEST LAP TIME : 2:21.486		DIFFERENCE : 0.076		
LAP	SECTOR 1	SECTOR 2	LAP TIME	MPH	DIFF	TIME OF DAY
1 -		50.732	2:40.395	66.63	18.909	10:45:47.656
2 -	1:36.888	49.963	2:26.851	72.78	5.365	10:48:14.507
3 -	1:36.163	47.812	2:23.975 (3)	74.23	2.489	10:50:38.482
4 -	1:34.892	47.051	2:21.943 (2)	75.29	0.457	10:53:00.425
5 -	1:34.968	46.518	2:21.486 (1)	75.54		10:55:21.911

P21 85 TBS Andrew KITE		Ducati - Finology Limited				
IDEAL LAP TIME : 2:21.857		BEST LAP TIME : 2:22.540		DIFFERENCE : 0.683		
LAP	SECTOR 1	SECTOR 2	LAP TIME	MPH	DIFF	TIME OF DAY
1 -		50.504	2:41.297	66.26	18.757	10:45:48.558
2 -	1:38.370	49.677	2:28.047	72.19	5.507	10:48:16.605
3 -	1:36.362	49.728	2:26.090 (3)	73.16	3.550	10:50:42.695
4 -	1:35.979	47.750	2:23.729 (2)	74.36	1.189	10:53:06.424
5 -	1:34.107	48.433	2:22.540 (1)	74.98		10:55:28.964

P22 86 TBS Steve RICHARDS		Honda -				
IDEAL LAP TIME : 2:25.882		BEST LAP TIME : 2:25.882		DIFFERENCE : 0.000		
LAP	SECTOR 1	SECTOR 2	LAP TIME	MPH	DIFF	TIME OF DAY
1 -		50.553	2:39.859	66.85	13.977	10:45:47.120
2 -	1:37.219	49.988	2:27.207 (2)	72.60	1.325	10:48:14.327
3 -	1:38.361	49.320	2:27.681 (3)	72.37	1.799	10:50:42.008
4 -	1:37.037	48.845	2:25.882 (1)	73.26		10:53:07.890
5 -	1:38.164	49.754	2:27.918	72.25	2.036	10:55:35.808

P23 73 TBS Vincent LEWIN		Suzuki - Vinitwin Racing DotCo				
IDEAL LAP TIME : 2:25.145		BEST LAP TIME : 2:25.711		DIFFERENCE : 0.566		
LAP	SECTOR 1	SECTOR 2	LAP TIME	MPH	DIFF	TIME OF DAY
1 -		51.427	2:45.557	64.55	19.846	10:45:52.818
2 -	1:39.223	50.334	2:29.557	71.46	3.846	10:48:22.375
3 -	1:37.382	50.995	2:28.377 (3)	72.03	2.666	10:50:50.752
4 -	1:36.431	49.280	2:25.711 (1)	73.35		10:53:16.463
5 -	1:35.865	50.564	2:26.429 (2)	72.99	0.718	10:55:42.892

P24 23 S Carl MITCHELL		Kawasaki - Erith Group				
IDEAL LAP TIME : 2:24.832		BEST LAP TIME : 2:25.046		DIFFERENCE : 0.214		
LAP	SECTOR 1	SECTOR 2	LAP TIME	MPH	DIFF	TIME OF DAY
1 -		48.288	3:11.082	55.93	46.036	10:46:18.343
2 -	1:37.253	47.927	2:25.180 (2)	73.61	0.134	10:48:43.523
3 -	1:37.614	48.028	2:25.642 (3)	73.38	0.596	10:51:09.165
4 -	1:37.467	47.579	2:25.046 (1)	73.68		10:53:34.211
5 -	1:37.854	48.012	2:25.866	73.27	0.820	10:56:00.077

P25 9 S Graham HAW		Kawasaki - Graham Haw Joinery				
IDEAL LAP TIME : 2:25.920		BEST LAP TIME : 2:25.920		DIFFERENCE : 0.000		
LAP	SECTOR 1	SECTOR 2	LAP TIME	MPH	DIFF	TIME OF DAY
1 -		48.982	3:11.966	55.67	46.046	10:46:19.227
2 -	1:36.973	48.947	2:25.920 (1)	73.24		10:48:45.147
3 -	1:38.572	49.550	2:28.122 (2)	72.15	2.202	10:51:13.269
4 -	1:38.178	50.945	2:29.123 (3)	71.67	3.203	10:53:42.392
5 -	1:39.259	50.999	2:30.258	71.13	4.338	10:56:12.650

P26 59 TBS Danielle COOPER		Kawasaki - ePayMe				
IDEAL LAP TIME : 2:34.281		BEST LAP TIME : 2:35.921		DIFFERENCE : 1.640		
LAP	SECTOR 1	SECTOR 2	LAP TIME	MPH	DIFF	TIME OF DAY

Weather / Track : Cloudy / Dry

Snetterton 300
Circuit Length = 2.9689 miles
Start: 10:43 Flag 10:54 End: 10:56

BMCRC - MRO Championships 2015 - Rnd 2 @ Snetterton 300

Thunderbike Sport & Senior 300 Series

RACE 2 - SECTOR ANALYSIS

SECTOR 1 = FL to I1, SECTOR 2 = I1 to I2, SECTOR 3 = I2 to FL, DIFF = Difference To Personal Best Lap

1 -		51.765		2:45.205	64.69	9.284	10:45:52.466
2 -	1:43.665	52.861		2:36.526 (2)	68.28	0.605	10:48:28.992
3 -	1:45.411	52.668		2:38.079	67.61	2.158	10:51:07.071
4 -	1:42.516	53.405		2:35.921 (1)	68.54		10:53:42.992
5 -	1:43.552	53.021		2:36.573 (3)	68.26	0.652	10:56:19.565

P27 25 S Leon JONES		Kawasaki -					
IDEAL LAP TIME : 2:27.478		BEST LAP TIME : 2:27.529		DIFFERENCE : 0.051			
LAP	SECTOR 1	SECTOR 2	LAP TIME	MPH	DIFF	TIME OF DAY	
1 -		51.194	3:15.171	54.76	47.642	10:46:22.432	
2 -	1:40.164	50.723	2:30.887 (3)	70.83	3.358	10:48:53.319	
3 -	1:40.344	51.284	2:31.628	70.48	4.099	10:51:24.947	
4 -	1:39.687	49.666	2:29.353 (2)	71.56	1.824	10:53:54.300	
5 -	1:37.812	49.717	2:27.529 (1)	72.44		10:56:21.829	

P28 93 S Monica ISAAC		Kawasaki - Fins Motorcycles					
IDEAL LAP TIME : 2:27.130		BEST LAP TIME : 2:27.130		DIFFERENCE : 0.000			
LAP	SECTOR 1	SECTOR 2	LAP TIME	MPH	DIFF	TIME OF DAY	
1 -		50.840	3:18.858	53.74	51.728	10:46:26.119	
2 -	1:41.404	50.248	2:31.652	70.47	4.522	10:48:57.771	
3 -	1:40.240	49.923	2:30.163 (3)	71.17	3.033	10:51:27.934	
4 -	1:38.816	49.757	2:28.573 (2)	71.93	1.443	10:53:56.507	
5 -	1:38.057	49.073	2:27.130 (1)	72.64		10:56:23.637	

P29 2 S Lee HARDY		Kawasaki - Amy & Eric Hardy					
IDEAL LAP TIME : 2:26.477		BEST LAP TIME : 2:27.187		DIFFERENCE : 0.710			
LAP	SECTOR 1	SECTOR 2	LAP TIME	MPH	DIFF	TIME OF DAY	
1 -		51.138	3:19.122	53.67	51.935	10:46:26.383	
2 -	1:41.387	51.575	2:32.962	69.87	5.775	10:48:59.345	
3 -	1:42.206	49.912	2:32.118 (3)	70.26	4.931	10:51:31.463	
4 -	1:39.630	49.097	2:28.727 (2)	71.86	1.540	10:54:00.190	
5 -	1:37.380	49.807	2:27.187 (1)	72.61		10:56:27.377	

P30 64 S Mike DEVALL		Kawasaki -					
IDEAL LAP TIME : 2:33.526		BEST LAP TIME : 2:33.526		DIFFERENCE : 0.000			
LAP	SECTOR 1	SECTOR 2	LAP TIME	MPH	DIFF	TIME OF DAY	
1 -		52.854	3:24.179	52.34	50.653	10:46:31.440	
2 -	1:44.249	51.415	2:35.664 (3)	68.66	2.138	10:49:07.104	
3 -	1:43.437	51.448	2:34.885 (2)	69.00	1.359	10:51:41.989	
4 -	1:43.367	50.159	2:33.526 (1)	69.61		10:54:15.515	

P31 132 S Paul ROBSON		Kawasaki - London First Aid					
IDEAL LAP TIME : 2:33.521		BEST LAP TIME : 2:34.581		DIFFERENCE : 1.060			
LAP	SECTOR 1	SECTOR 2	LAP TIME	MPH	DIFF	TIME OF DAY	
1 -		52.061	3:22.986	52.65	48.405	10:46:30.247	
2 -	1:44.131	51.422	2:35.553 (3)	68.71	0.972	10:49:05.800	
3 -	1:44.338	50.887	2:35.225 (2)	68.85	0.644	10:51:41.025	
4 -	1:42.634	51.947	2:34.581 (1)	69.14		10:54:15.606	

P32 39 S Patrick SMITH		Kawasaki -					
IDEAL LAP TIME : 2:38.770		BEST LAP TIME : 2:39.261		DIFFERENCE : 0.491			
LAP	SECTOR 1	SECTOR 2	LAP TIME	MPH	DIFF	TIME OF DAY	
1 -		53.362	3:27.183	51.58	47.922	10:46:34.444	
2 -	1:47.765	52.420	2:40.185 (3)	66.72	0.924	10:49:14.629	
3 -	1:47.381	52.639	2:40.020 (2)	66.79	0.759	10:51:54.649	
4 -	1:46.350	52.911	2:39.261 (1)	67.11		10:54:33.910	

Weather / Track : Cloudy / Dry

Snetterton 300

Circuit Length = 2.9689 miles

Start: 10:43 Flag 10:54 End: 10:56

BMCRC - MRO Championships 2015 - Rnd 2 @ Snetterton 300

Thunderbike Sport & Senior 300 Series

RACE 2 - SECTOR ANALYSIS

SECTOR 1 = FL to I1, SECTOR 2 = I1 to I2, SECTOR 3 = I2 to FL, DIFF = Difference To Personal Best Lap

P33 73 S Michael SHARMAN		Kawasaki -				
IDEAL LAP TIME : 2:40.703		BEST LAP TIME : 2:40.703		DIFFERENCE : 0.000		
LAP	SECTOR 1	SECTOR 2	LAP TIME	MPH	DIFF	TIME OF DAY
1 -		54.799	3:29.686	50.97	48.983	10:46:36.947
2 -	1:48.769	54.547	2:43.316 (3)	65.44	2.613	10:49:20.263
3 -	1:47.526	54.080	2:41.606 (2)	66.13	0.903	10:52:01.869
4 -	1:46.820	53.883	2:40.703 (1)	66.50		10:54:42.572

P34 30 S Malcolm HOWELL		Kawasaki -				
IDEAL LAP TIME : 2:52.356		BEST LAP TIME : 2:52.578		DIFFERENCE : 0.222		
LAP	SECTOR 1	SECTOR 2	LAP TIME	MPH	DIFF	TIME OF DAY
1 -		58.520	3:41.951	48.15	49.373	10:46:49.212
2 -	1:56.522	58.057	2:54.579 (2)	61.22	2.001	10:49:43.791
3 -	1:57.511	59.681	2:57.192 (3)	60.31	4.614	10:52:40.983
4 -	1:54.299	58.279	2:52.578 (1)	61.93		10:55:33.561

P35 37 TBS Stephen WILSON		Suzuki -				
IDEAL LAP TIME : 2:14.101		BEST LAP TIME : 2:14.175		DIFFERENCE : 0.074		
LAP	SECTOR 1	SECTOR 2	LAP TIME	MPH	DIFF	TIME OF DAY
1 -		44.576	2:20.472 (2)	76.08	6.297	10:45:27.733
2 -	1:29.525	44.650	2:14.175 (1)	79.65		10:47:41.908

P36 58 TBS Steve YOUNG		Kawasaki - Cadmatic				
IDEAL LAP TIME :		BEST LAP TIME : 2:40.346		DIFFERENCE :		
LAP	SECTOR 1	SECTOR 2	LAP TIME	MPH	DIFF	TIME OF DAY
1 -		50.829	2:40.346 (1)	66.65		10:45:47.607

BMCRC - MRO Championships 2015 - Rnd 2 @ Snetterton 300

Thunderbike Sport & Senior 300 Series

RACE 2 - BEST SECTORS

SECTOR 1			SECTOR 2			IDEAL / BEST COMPARISON						
POS	NO	NAME	TIME	NO	NAME	TIME	POS	NO	NAME	IDEAL	BEST	DIFF
									PERFECT LAP	2:10.296		
1	139	KIRK	1:26.889	139	KIRK	43.407	1	139	KIRK	2:10.296	2:10.780	0.484
2	12	GILL	1:28.236	65	SOILLEUX	44.511	2	12	GILL	2:12.803	2:13.368	0.565
3	51	JARMAN	1:28.589	51	JARMAN	44.554	3	51	JARMAN	2:13.143	2:13.143	0.000
4	6	COOPER	1:28.817	12	GILL	44.567	4	6	COOPER	2:13.422	2:13.906	0.484
5	37	WILSON	1:29.525	37	WILSON	44.576	5	37	WILSON	2:14.101	2:14.175	0.074
6	65	SOILLEUX	1:29.948	6	COOPER	44.605	6	65	SOILLEUX	2:14.459	2:14.459	0.000
7	152	JOHNSTON	1:30.028	152	JOHNSTON	44.839	7	152	JOHNSTON	2:14.867	2:15.580	0.713
8	81	MAY	1:30.147	81	MAY	44.873	8	81	MAY	2:15.020	2:15.020	0.000
9	27	SMITH	1:30.501	3	NEWALL	45.043	9	27	SMITH	2:15.731	2:16.644	0.913
10	3	NEWALL	1:30.740	27	SMITH	45.230	10	3	NEWALL	2:15.783	2:15.783	0.000
11	40	SNOWDEN	1:31.038	70	THORNTON	45.712	11	70	THORNTON	2:16.940	2:17.944	1.004
12	70	THORNTON	1:31.228	22	HARVIEK	45.915	12	40	SNOWDEN	2:17.343	2:17.450	0.107
13	154	JAMISON	1:31.298	169	MILES	45.984	13	154	JAMISON	2:17.503	2:18.135	0.632
14	22	HARVIEK	1:32.811	154	JAMISON	46.205	14	22	HARVIEK	2:18.726	2:18.726	0.000
15	56	SOILLEUX	1:32.945	40	SNOWDEN	46.305	15	82	BEAVIS	2:20.127	2:21.084	0.957
16	82	BEAVIS	1:33.176	80	CLARKE	46.518	16	56	SOILLEUX	2:20.313	2:20.962	0.649
17	85	KITE	1:34.107	82	BEAVIS	46.951	17	169	MILES	2:20.491	2:20.491	0.000
18	169	MILES	1:34.507	56	SOILLEUX	47.368	18	80	CLARKE	2:21.410	2:21.486	0.076
19	80	CLARKE	1:34.892	23	MITCHELL	47.579	19	85	KITE	2:21.857	2:22.540	0.683
20	54	GORRIDGE	1:35.373	85	KITE	47.750	20	32	WILLIAMS	2:23.348	2:23.529	0.181
21	55	TOLAND	1:35.455	32	WILLIAMS	47.777	21	54	GORRIDGE	2:23.481	2:23.805	0.324
22	32	WILLIAMS	1:35.571	55	TOLAND	48.068	22	55	TOLAND	2:23.523	2:23.682	0.159
23	73	LEWIN	1:35.865	54	GORRIDGE	48.108	23	23	MITCHELL	2:24.832	2:25.046	0.214
24	9	HAW	1:36.973	86	RICHARDS	48.845	24	73	LEWIN	2:25.145	2:25.711	0.566
25	86	RICHARDS	1:37.037	9	HAW	48.947	25	86	RICHARDS	2:25.882	2:25.882	0.000
26	23	MITCHELL	1:37.253	93	ISAAC	49.073	26	9	HAW	2:25.920	2:25.920	0.000
27	2	HARDY	1:37.380	2	HARDY	49.097	27	2	HARDY	2:26.477	2:27.187	0.710
28	25	JONES	1:37.812	73	LEWIN	49.280	28	93	ISAAC	2:27.130	2:27.130	0.000
29	93	ISAAC	1:38.057	25	JONES	49.666	29	25	JONES	2:27.478	2:27.529	0.051
30	59	COOPER	1:42.516	64	DEVALL	50.159	30	132	ROBSON	2:33.521	2:34.581	1.060
31	132	ROBSON	1:42.634	58	YOUNG	50.829	31	64	DEVALL	2:33.526	2:33.526	0.000
32	64	DEVALL	1:43.367	132	ROBSON	50.887	32	59	COOPER	2:34.281	2:35.921	1.640
33	39	SMITH	1:46.350	59	COOPER	51.765	33	39	SMITH	2:38.770	2:39.261	0.491
34	73	SHARMAN	1:46.820	39	SMITH	52.420	34	73	SHARMAN	2:40.703	2:40.703	0.000
35	30	HOWELL	1:54.299	73	SHARMAN	53.883	35	30	HOWELL	2:52.356	2:52.578	0.222
36				30	HOWELL	58.057	36	58	YOUNG		2:40.346	

Weather / Track : Cloudy / Dry

Snetterton 300

Circuit Length = 2.9689 miles

Start: 10:43 Flag 10:54 End: 10:56

Results can be found at www.tsl-timing.com

Printed - 11:02 Sunday, 26 April 2015

BMCRC - MRO Championships 2015 - Rnd 2 @ Snetterton 300

Thunderbike Sport & Senior 300 Series

RACE 13 - GRID (5 Laps)



ROW 15		44	71 Chad JENNER	43	30 Malcolm HOWELL		
ROW 14	42	73 Michael SHARMAN	41	39 Patrick SMITH	40	132 Paul ROBSON	
ROW 13		39	64 Mike DEVALL	38	2 Lee HARDY	37	93 Monica ISAAC
ROW 12	36	25 Leon JONES	35	9 Graham HAW	34	23 Carl MITCHELL	
ROW 11							
ROW 10							
ROW 9		27	43 Colin WALKEY	26	58 Steve YOUNG	25	37 Stephen WILSON
ROW 8	24	59 Danielle COOPER	23	73 Vincent LEWIN	22	86 Steve RICHARDS	
ROW 7		21	85 Andrew KITE	20	80 Matt CLARKE	19	55 Paul TOLAND
ROW 6	18	54 Eric GORRIDGE	17	32 Thomas WILLIAMS	16	56 Jason SOILLEUX	
ROW 5		15	169 Robert MILES	14	22 Dave HARVIEK	13	82 Paul BEAVIS
ROW 4	12	70 Peter THORNTON	11	154 Adam JAMISON	10	27 William SMITH	
ROW 3		9	3 Marcus NEWALL	8	65 Ian SOILLEUX	7	81 Malvern MAY
ROW 2	6	40 Simon SNOWDEN	5	152 Paul JOHNSTON	4	12 Andrew GILL	
ROW 1		3	51 Emma JARMAN	2	6 Martin COOPER	1	139 Byron KIRK
						Pole	

Snetterton 300
Circuit Length = 2.9689 miles

These results are provisional until the conclusion of any judicial and technical matters.

Clerk Of Course :	Timekeeper :
-------------------	--------------

Results can be found at www.tsl-timing.com

Printed - 11:05 Sunday, 26 April 2015



BMCRC - MRO Championships 2015 - Rnd 2 @ Snetterton 300

Thunderbike Sport & Senior 300 Series

RACE 13 - CLASSIFICATION



CLASS : S											
POS	NO	CL	NAME	ENTRY	LAPS	TIME	GAP	DIFF	MPH	BEST	ON
1	23	S	Carl MITCHELL	Kawasaki - Erith Group	5	12:45.525			69.80	2:24.878	5
2	9	S	Graham HAW	Kawasaki - Graham Haw Joinery	5	12:46.672	1:47.347	1.147	69.70	2:24.345	5
3	25	S	Leon JONES	Kawasaki -	5	12:58.704	1:59.379	12.032	68.62	2:27.934	5
4	2	S	Lee HARDY	Kawasaki - Amy & Eric Hardy	5	13:10.276	2:10.951	11.572	67.62	2:27.701	4
5	93	S	Monica ISAAC	Kawasaki - Fins Motorcycles	5	13:10.378	2:11.053	0.102	67.61	2:29.070	4
6	132	S	Paul ROBSON	Kawasaki - London First Aid	5	13:25.971	2:26.646	8.552	66.30	2:32.850	2
7	39	S	Patrick SMITH	Kawasaki -	4	11:08.227	1 Lap	1 Lap	63.97	2:35.796	2
8	64	S	Mike DEVALL	Kawasaki -	4	11:09.004	1 Lap	0.777	63.90	2:35.751	2
9	73	S	Michael SHARMAN	Kawasaki -	4	11:21.053	1 Lap	12.049	62.77	2:39.436	4
10	30	S	Malcolm HOWELL	Kawasaki -	4	12:20.749	1 Lap	57.796	57.71	2:54.828	2

CLASS : TBS											
POS	NO	CL	NAME	ENTRY	LAPS	TIME	GAP	DIFF	MPH	BEST	ON
1	139	TBS	Byron KIRK	Suzuki -	5	10:59.325			81.05	2:10.112	2
2	51	TBS	Emma JARMAN	Kawasaki -	5	11:04.759	5.434	5.434	80.39	2:11.079	4
3	12	TBS	Andrew GILL	Kawasaki -	5	11:06.044	6.719	1.285	80.23	2:11.379	2
4	154	TBS	Adam JAMISON	Suzuki -	5	11:13.920	14.595	7.876	79.29	2:12.971	2
5	6	TBS	Martin COOPER	Ducati -	5	11:18.923	19.598	5.003	78.71	2:13.802	2
6	152	TBS	Paul JOHNSTON	Suzuki - ePayMe	5	11:19.124	19.799	0.201	78.69	2:14.302	3
7	3	TBS	Marcus NEWALL	Suzuki - Mum & Dad	5	11:26.030	26.705	6.906	77.89	2:15.479	2
8	81	TBS	Malvern MAY	Ducati -	5	11:29.045	29.720	3.015	77.55	2:15.674	5
9	65	TBS	Ian SOILLEUX	Suzuki -	5	11:35.387	36.062	6.342	76.84	2:16.304	5
10	40	TBS	Simon SNOWDEN	Ducati - Wheels Motorcycles Peterborough	5	11:39.749	40.424	4.362	76.37	2:17.712	2
11	27	TBS	William SMITH	Kawasaki -	5	11:42.865	43.540	3.116	76.03	2:17.925	2
12	56	TBS	Jason SOILLEUX	Ducati -	5	11:47.824	48.499	4.959	75.49	2:18.611	5
13	82	TBS	Paul BEAVIS	R Yamaha -	5	11:48.329	49.004	0.505	75.44	2:18.833	3
14	169	TBS	Robert MILES	Suzuki - The Bike Shop Long Eaton	5	11:50.070	50.745	1.741	75.26	2:19.097	5
15	80	TBS	Matt CLARKE	Honda - Hayley Group PLC	5	11:50.422	51.097	0.352	75.22	2:19.129	5
16	22	TBS	Dave HARVIEK	HRC Deltablade - SW Roofing Group	5	11:51.423	52.098	1.001	75.11	2:18.852	5
17	54	TBS	Eric GORRIDGE	Kawasaki -	5	11:56.041	56.716	4.618	74.63	2:21.160	2
18	55	TBS	Paul TOLAND	Yamaha -	5	11:56.893	57.568	0.852	74.54	2:20.885	5
19	58	TBS	Steve YOUNG	Kawasaki - Cadmatic	5	12:05.352	1:06.027	8.459	73.67	2:20.806	5
20	85	TBS	Andrew KITE	Ducati - Finology Limited	5	12:10.460	1:11.135	5.108	73.15	2:20.897	5
21	32	TBS	Thomas WILLIAMS	Honda -	5	12:10.651	1:11.326	0.191	73.14	2:24.060	4
22	86	TBS	Steve RICHARDS	R Honda -	5	12:22.962	1:23.637	12.311	71.92	2:25.181	2
23	73	TBS	Vincent LEWIN	Suzuki - Vinitwin Racing DotCo	5	12:23.298	1:23.973	0.336	71.89	2:25.313	4
24	59	TBS	Danielle COOPER	Kawasaki - ePayMe	5	13:17.419	2:18.094	7.041	67.01	2:34.318	2
25	171	TBS	Luke HARVEY	Kawasaki - www.CMSPIPE.com CMS Racing	4	11:22.953	1 Lap	1.900	62.59	2:36.491	3

FASTEST LAP

139	TBS	Byron KIRK	Suzuki -	2	2:10.112	82.14 mph	132.19 kph
9	S	Graham HAW	Kawasaki - Graham Haw Joinery	5	2:24.345	74.04 mph	119.16 kph

Class S - 90% of race speed - 62.82mph
 Class TBS - 90% of race speed - 72.94mph

Snetterton 300
 Circuit Length = 2.9689 miles
 Start: 14:52 Flag 15:02 End: 15:05

Weather / Track : Cloudy / Dry

These results are provisional until the conclusion of any judicial and technical matters.

Clerk Of Course :	Timekeeper :
-------------------	--------------

Results can be found at www.tsl-timing.com

Printed - 15:07 Sunday, 26 April 2015



BMCRC - MRO Championships 2015 - Rnd 2 @ Snetterton 300

Thunderbike Sport & Senior 300 Series

RACE 13 - LAP CHART

LAP 1 @ 14:54:16.943			LAP 2 @ 14:56:27.055			LAP 3 @ 14:58:37.475			LAP 4 @ 15:00:48.507			LAP 5 @ 15:03:01.344		
NO	BEHIND	LAP TIME	NO	BEHIND	LAP TIME	NO	BEHIND	LAP TIME	NO	BEHIND	LAP TIME	NO	BEHIND	LAP TIME
139		2:14.924	139		2:10.112	139		2:10.420	139		2:11.032	139		2:12.837
6	2.452	2:17.376	12	3.830	2:11.379	12	5.119	2:11.709	51	5.472	2:11.079	51	5.434	2:12.799
12	2.563	2:17.487	51	4.495	2:11.353	51	5.425	2:11.350	12	7.170	2:13.083	12	6.719	2:12.386
51	3.254	2:18.178	6	6.142	2:13.802	154	9.014	2:13.148	154	12.721	2:14.739	39	1 Lap	2:37.949
154	3.427	2:18.351	154	6.286	2:12.971	6	10.670	2:14.948	6	16.586	2:16.948	64	1 Lap	2:38.105
3	4.887	2:19.811	152	9.937	2:14.904	152	13.819	2:14.302	152	17.482	2:14.695	154	14.595	2:14.711
152	5.145	2:20.069	3	10.254	2:15.479	3	16.640	2:16.806	3	22.665	2:17.057	6	19.598	2:15.849
40	9.186	2:24.110	81	15.505	2:15.824	81	21.844	2:16.759	81	26.883	2:16.071	152	19.799	2:15.154
81	9.793	2:24.717	40	16.786	2:17.712	65	25.238	2:18.277	65	32.595	2:18.389	73	1 Lap	2:39.436
65	9.808	2:24.732	65	17.381	2:17.685	40	25.377	2:19.011	40	33.331	2:18.986	171	1 Lap	2:37.938
27	11.041	2:25.965	27	18.854	2:17.925	27	27.943	2:19.509	27	36.126	2:19.215	3	26.705	2:16.877
80	13.688	2:28.612	169	23.468	2:19.876	82	33.903	2:18.833	30	1 Lap	2:57.466	81	29.720	2:15.674
169	13.704	2:28.628	80	24.150	2:20.574	169	34.109	2:21.061	82	42.593	2:19.722	65	36.062	2:16.304
54	14.203	2:29.127	54	25.251	2:21.160	80	34.748	2:21.018	56	42.725	2:18.895	40	40.424	2:19.930
82	14.977	2:29.901	82	25.490	2:20.625	56	34.862	2:18.938	169	44.485	2:21.408	27	43.540	2:20.251
22	15.368	2:30.292	56	26.344	2:18.931	22	36.628	2:20.409	80	44.805	2:21.089	56	48.499	2:18.611
55	15.552	2:30.476	22	26.639	2:21.383	54	36.669	2:21.838	22	46.083	2:20.487	82	49.004	2:19.248
56	17.525	2:32.449	55	27.920	2:22.480	55	39.617	2:22.117	54	48.331	2:22.694	169	50.745	2:19.097
32	17.587	2:32.511	32	33.167	2:25.692	58	46.634	2:23.225	55	49.520	2:20.935	80	51.097	2:19.129
58	19.361	2:34.285	58	33.829	2:24.580	32	46.965	2:24.218	58	58.058	2:22.456	22	52.098	2:18.852
86	20.423	2:35.347	86	35.492	2:25.181	86	51.619	2:26.547	32	59.993	2:24.060	54	56.716	2:21.222
85	24.193	2:39.117	85	39.402	2:25.321	85	52.526	2:23.544	85	1:03.075	2:21.581	55	57.568	2:20.885
73	24.428	2:39.352	73	40.972	2:26.656	73	56.038	2:25.486	86	1:08.304	2:27.717	58	1:06.027	2:20.806
59	24.634	2:39.558	59	48.840	2:34.318	59	1:18.683	2:40.263	73	1:10.319	2:25.313	85	1:11.135	2:20.897
23	48.582	3:03.506	23	1:04.132	2:25.662	23	1:19.892	2:26.180	23	1:34.159	2:25.299	32	1:11.326	2:24.170
9	49.760	3:04.684	9	1:05.351	2:25.703	9	1:20.466	2:25.535	9	1:35.839	2:26.405	30	1 Lap	2:56.915
25	50.929	3:05.853	25	1:08.842	2:28.025	25	1:26.447	2:28.025	25	1:44.282	2:28.867	86	1:23.637	2:28.170
93	54.506	3:09.430	93	1:15.297	2:30.903	93	1:34.783	2:29.906	59	1:49.865	2:42.214	73	1:23.973	2:26.491
2	56.280	3:11.204	2	1:15.646	2:29.478	2	1:35.393	2:30.167	2	1:52.062	2:27.701	23	1:46.200	2:24.878
132	58.036	3:12.960	132	1:20.774	2:32.850	132	1:44.152	2:33.798	93	1:52.821	2:29.070	9	1:47.347	2:24.345
39	1:01.545	3:16.469	39	1:27.229	2:35.796	39	1:54.822	2:38.013	132	2:06.214	2:33.094	25	1:59.379	2:27.934
64	1:03.182	3:18.106	64	1:28.821	2:35.751	64	1:55.443	2:37.042				2	2:10.951	2:31.726
73	1:04.877	3:19.801	73	1:36.145	2:41.380	73	2:06.161	2:40.436				93	2:11.053	2:31.069
171	1:14.663	3:29.587	171	1:43.488	2:38.937	171	2:09.559	2:36.491				59	2:18.094	2:41.066
30	1:16.616	3:31.540	30	2:01.332	2:54.828							132	2:26.646	2:33.269

Weather / Track : Cloudy / Dry

Snetterton 300

Circuit Length = 2.9689 miles

Start: 14:52 Flag 15:02 End: 15:05

Results can be found at www.tsl-timing.com

Printed - 15:09 Sunday, 26 April 2015

BMCRC - MRO Championships 2015 - Rnd 2 @ Snetterton 300

Thunderbike Sport & Senior 300 Series

RACE 13 - SECTOR ANALYSIS

SECTOR 1 = FL to I1, SECTOR 2 = I1 to I2, SECTOR 3 = I2 to FL, DIFF = Difference To Personal Best Lap

P1 139 TBS Byron KIRK		Suzuki -				
IDEAL LAP TIME : 2:10.022		BEST LAP TIME : 2:10.112		DIFFERENCE : 0.090		
LAP	SECTOR 1	SECTOR 2	LAP TIME	MPH	DIFF	TIME OF DAY
1 -		43.203	2:14.924	79.21	4.812	14:54:16.943
2 -	1:26.819	43.293	2:10.112 (1)	82.14		14:56:27.055
3 -	1:26.868	43.552	2:10.420 (2)	81.95	0.308	14:58:37.475
4 -	1:27.490	43.542	2:11.032 (3)	81.56	0.920	15:00:48.507
5 -	1:28.542	44.295	2:12.837	80.46	2.725	15:03:01.344

P2 51 TBS Emma JARMAN		Kawasaki -				
IDEAL LAP TIME : 2:10.623		BEST LAP TIME : 2:11.079		DIFFERENCE : 0.456		
LAP	SECTOR 1	SECTOR 2	LAP TIME	MPH	DIFF	TIME OF DAY
1 -		44.909	2:18.178	77.34	7.099	14:54:20.197
2 -	1:27.573	43.780	2:11.353 (3)	81.36	0.274	14:56:31.550
3 -	1:27.261	44.089	2:11.350 (2)	81.37	0.271	14:58:42.900
4 -	1:27.717	43.362	2:11.079 (1)	81.53		15:00:53.979
5 -	1:28.049	44.750	2:12.799	80.48	1.720	15:03:06.778

P3 12 TBS Andrew GILL		Kawasaki -				
IDEAL LAP TIME : 2:11.102		BEST LAP TIME : 2:11.379		DIFFERENCE : 0.277		
LAP	SECTOR 1	SECTOR 2	LAP TIME	MPH	DIFF	TIME OF DAY
1 -		44.230	2:17.487	77.73	6.108	14:54:19.506
2 -	1:27.308	44.071	2:11.379 (1)	81.35		14:56:30.885
3 -	1:27.915	43.794	2:11.709 (2)	81.14	0.330	14:58:42.594
4 -	1:29.034	44.049	2:13.083	80.31	1.704	15:00:55.677
5 -	1:28.184	44.202	2:12.386 (3)	80.73	1.007	15:03:08.063

P4 154 TBS Adam JAMISON		Suzuki -				
IDEAL LAP TIME : 2:12.078		BEST LAP TIME : 2:12.971		DIFFERENCE : 0.893		
LAP	SECTOR 1	SECTOR 2	LAP TIME	MPH	DIFF	TIME OF DAY
1 -		43.750	2:18.351	77.25	5.380	14:54:20.370
2 -	1:28.328	44.643	2:12.971 (1)	80.37		14:56:33.341
3 -	1:28.915	44.233	2:13.148 (2)	80.27	0.177	14:58:46.489
4 -	1:30.149	44.590	2:14.739	79.32	1.768	15:01:01.228
5 -	1:29.581	45.130	2:14.711 (3)	79.34	1.740	15:03:15.939

P5 6 TBS Martin COOPER		Ducati -				
IDEAL LAP TIME : 2:13.526		BEST LAP TIME : 2:13.802		DIFFERENCE : 0.276		
LAP	SECTOR 1	SECTOR 2	LAP TIME	MPH	DIFF	TIME OF DAY
1 -		44.876	2:17.376	77.80	3.574	14:54:19.395
2 -	1:28.650	45.152	2:13.802 (1)	79.87		14:56:33.197
3 -	1:29.513	45.435	2:14.948 (2)	79.20	1.146	14:58:48.145
4 -	1:31.236	45.712	2:16.948	78.04	3.146	15:01:05.093
5 -	1:30.732	45.117	2:15.849 (3)	78.67	2.047	15:03:20.942

P6 152 TBS Paul JOHNSTON		Suzuki - ePayMe				
IDEAL LAP TIME : 2:13.643		BEST LAP TIME : 2:14.302		DIFFERENCE : 0.659		
LAP	SECTOR 1	SECTOR 2	LAP TIME	MPH	DIFF	TIME OF DAY
1 -		44.481	2:20.069	76.30	5.767	14:54:22.088
2 -	1:29.784	45.120	2:14.904 (3)	79.22	0.602	14:56:36.992
3 -	1:29.162	45.140	2:14.302 (1)	79.58		14:58:51.294
4 -	1:29.771	44.924	2:14.695 (2)	79.35	0.393	15:01:05.989
5 -	1:29.904	45.250	2:15.154	79.08	0.852	15:03:21.143

P7 3 TBS Marcus NEWALL		Suzuki - Mum & Dad				
IDEAL LAP TIME : 2:15.479		BEST LAP TIME : 2:15.479		DIFFERENCE : 0.000		
LAP	SECTOR 1	SECTOR 2	LAP TIME	MPH	DIFF	TIME OF DAY

Weather / Track : Cloudy / Dry

Snetterton 300
Circuit Length = 2.9689 miles
Start: 14:52 Flag 15:02 End: 15:05

BMCRC - MRO Championships 2015 - Rnd 2 @ Snetterton 300

Thunderbike Sport & Senior 300 Series

RACE 13 - SECTOR ANALYSIS

SECTOR 1 = FL to I1, SECTOR 2 = I1 to I2, SECTOR 3 = I2 to FL, DIFF = Difference To Personal Best Lap

1 -		44.884		2:19.811	76.44	4.332	14:54:21.830
2 -	1:30.597	44.882		2:15.479 (1)	78.89		14:56:37.309
3 -	1:30.799	46.007		2:16.806 (2)	78.12	1.327	14:58:54.115
4 -	1:31.430	45.627		2:17.057	77.98	1.578	15:01:11.172
5 -	1:30.898	45.979		2:16.877 (3)	78.08	1.398	15:03:28.049

P8 81 TBS Malvern MAY			Ducati -			
IDEAL LAP TIME : 2:15.640		BEST LAP TIME : 2:15.674		DIFFERENCE : 0.034		
LAP	SECTOR 1	SECTOR 2	LAP TIME	MPH	DIFF	TIME OF DAY
1 -		45.940	2:24.717	73.85	9.043	14:54:26.736
2 -	1:30.107	45.717	2:15.824 (2)	78.69	0.150	14:56:42.560
3 -	1:31.014	45.745	2:16.759	78.15	1.085	14:58:59.319
4 -	1:30.292	45.779	2:16.071 (3)	78.54	0.397	15:01:15.390
5 -	1:30.141	45.533	2:15.674 (1)	78.77		15:03:31.064

P9 65 TBS Ian SOILLEUX			Suzuki -			
IDEAL LAP TIME : 2:16.304		BEST LAP TIME : 2:16.304		DIFFERENCE : 0.000		
LAP	SECTOR 1	SECTOR 2	LAP TIME	MPH	DIFF	TIME OF DAY
1 -		45.977	2:24.732	73.84	8.428	14:54:26.751
2 -	1:31.538	46.147	2:17.685 (2)	77.62	1.381	14:56:44.436
3 -	1:31.613	46.664	2:18.277 (3)	77.29	1.973	14:59:02.713
4 -	1:32.064	46.325	2:18.389	77.23	2.085	15:01:21.102
5 -	1:30.739	45.565	2:16.304 (1)	78.41		15:03:37.406

P10 40 TBS Simon SNOWDEN			Ducati - Wheels Motorcycles Peterborough			
IDEAL LAP TIME : 2:17.712		BEST LAP TIME : 2:17.712		DIFFERENCE : 0.000		
LAP	SECTOR 1	SECTOR 2	LAP TIME	MPH	DIFF	TIME OF DAY
1 -		46.581	2:24.110	74.16	6.398	14:54:26.129
2 -	1:31.182	46.530	2:17.712 (1)	77.61		14:56:43.841
3 -	1:31.924	47.087	2:19.011 (3)	76.88	1.299	14:59:02.852
4 -	1:31.570	47.416	2:18.986 (2)	76.90	1.274	15:01:21.838
5 -	1:32.577	47.353	2:19.930	76.38	2.218	15:03:41.768

P11 27 TBS William SMITH			Kawasaki -			
IDEAL LAP TIME : 2:17.925		BEST LAP TIME : 2:17.925		DIFFERENCE : 0.000		
LAP	SECTOR 1	SECTOR 2	LAP TIME	MPH	DIFF	TIME OF DAY
1 -		46.326	2:25.965	73.22	8.040	14:54:27.984
2 -	1:31.708	46.217	2:17.925 (1)	77.49		14:56:45.909
3 -	1:32.969	46.540	2:19.509 (3)	76.61	1.584	14:59:05.418
4 -	1:32.729	46.486	2:19.215 (2)	76.77	1.290	15:01:24.633
5 -	1:33.188	47.063	2:20.251	76.20	2.326	15:03:44.884

P12 56 TBS Jason SOILLEUX			Ducati -			
IDEAL LAP TIME : 2:18.273		BEST LAP TIME : 2:18.611		DIFFERENCE : 0.338		
LAP	SECTOR 1	SECTOR 2	LAP TIME	MPH	DIFF	TIME OF DAY
1 -		46.925	2:32.449	70.10	13.838	14:54:34.468
2 -	1:32.383	46.548	2:18.931 (3)	76.93	0.320	14:56:53.399
3 -	1:32.184	46.754	2:18.938	76.92	0.327	14:59:12.337
4 -	1:32.034	46.861	2:18.895 (2)	76.95	0.284	15:01:31.232
5 -	1:31.725	46.886	2:18.611 (1)	77.10		15:03:49.843

P13 82 TBS Paul BEAVIS			Yamaha -			
IDEAL LAP TIME : 2:18.740		BEST LAP TIME : 2:18.833		DIFFERENCE : 0.093		
LAP	SECTOR 1	SECTOR 2	LAP TIME	MPH	DIFF	TIME OF DAY
1 -		47.271	2:29.901	71.30	11.068	14:54:31.920
2 -	1:33.203	47.422	2:20.625	76.00	1.792	14:56:52.545
3 -	1:32.175	46.658	2:18.833 (1)	76.98		14:59:11.378
4 -	1:32.444	47.278	2:19.722 (3)	76.49	0.889	15:01:31.100

Weather / Track : Cloudy / Dry

Snetterton 300
Circuit Length = 2.9689 miles
Start: 14:52 Flag 15:02 End: 15:05

BMCRC - MRO Championships 2015 - Rnd 2 @ Snetterton 300

Thunderbike Sport & Senior 300 Series

RACE 13 - SECTOR ANALYSIS

SECTOR 1 = FL to I1, SECTOR 2 = I1 to I2, SECTOR 3 = I2 to FL, DIFF = Difference To Personal Best Lap

5 - 1:32.683 **46.565** 2:19.248 (2) 76.75 0.415 15:03:50.348

P14 169 TBS Robert MILES		Suzuki - The Bike Shop Long Eaton				
IDEAL LAP TIME : 2:19.097		BEST LAP TIME : 2:19.097		DIFFERENCE : 0.000		
LAP	SECTOR 1	SECTOR 2	LAP TIME	MPH	DIFF	TIME OF DAY
1 -		47.150	2:28.628	71.91	9.531	14:54:30.647
2 -	1:33.324	46.552	2:19.876 (2)	76.41	0.779	14:56:50.523
3 -	1:33.294	47.767	2:21.061 (3)	75.76	1.964	14:59:11.584
4 -	1:35.009	46.399	2:21.408	75.58	2.311	15:01:32.992
5 -	1:33.171	45.926	2:19.097 (1)	76.83		15:03:52.089

P15 80 TBS Matt CLARKE		Honda - Hayley Group PLC				
IDEAL LAP TIME : 2:19.129		BEST LAP TIME : 2:19.129		DIFFERENCE : 0.000		
LAP	SECTOR 1	SECTOR 2	LAP TIME	MPH	DIFF	TIME OF DAY
1 -		47.367	2:28.612	71.91	9.483	14:54:30.631
2 -	1:33.844	46.730	2:20.574 (2)	76.03	1.445	14:56:51.205
3 -	1:33.490	47.528	2:21.018 (3)	75.79	1.889	14:59:12.223
4 -	1:34.261	46.828	2:21.089	75.75	1.960	15:01:33.312
5 -	1:33.201	45.928	2:19.129 (1)	76.82		15:03:52.441

P16 22 TBS Dave HARVIEK		HRC Deltablade - SW Roofing Group				
IDEAL LAP TIME : 2:18.778		BEST LAP TIME : 2:18.852		DIFFERENCE : 0.074		
LAP	SECTOR 1	SECTOR 2	LAP TIME	MPH	DIFF	TIME OF DAY
1 -		47.628	2:30.292	71.11	11.440	14:54:32.311
2 -	1:33.592	47.791	2:21.383	75.59	2.531	14:56:53.694
3 -	1:33.025	47.384	2:20.409 (2)	76.12	1.557	14:59:14.103
4 -	1:34.489	45.998	2:20.487 (3)	76.07	1.635	15:01:34.590
5 -	1:33.099	45.753	2:18.852 (1)	76.97		15:03:53.442

P17 54 TBS Eric GORRIDGE		Kawasaki -				
IDEAL LAP TIME : 2:20.579		BEST LAP TIME : 2:21.160		DIFFERENCE : 0.581		
LAP	SECTOR 1	SECTOR 2	LAP TIME	MPH	DIFF	TIME OF DAY
1 -		47.097	2:29.127	71.67	7.967	14:54:31.146
2 -	1:33.795	47.365	2:21.160 (1)	75.71		14:56:52.306
3 -	1:33.482	48.356	2:21.838 (3)	75.35	0.678	14:59:14.144
4 -	1:35.026	47.668	2:22.694	74.90	1.534	15:01:36.838
5 -	1:33.763	47.459	2:21.222 (2)	75.68	0.062	15:03:58.060

P18 55 TBS Paul TOLAND		Yamaha -				
IDEAL LAP TIME : 2:20.885		BEST LAP TIME : 2:20.885		DIFFERENCE : 0.000		
LAP	SECTOR 1	SECTOR 2	LAP TIME	MPH	DIFF	TIME OF DAY
1 -		46.700	2:30.476	71.02	9.591	14:54:32.495
2 -	1:34.674	47.806	2:22.480	75.01	1.595	14:56:54.975
3 -	1:34.936	47.181	2:22.117 (3)	75.20	1.232	14:59:17.092
4 -	1:34.433	46.502	2:20.935 (2)	75.83	0.050	15:01:38.027
5 -	1:34.426	46.459	2:20.885 (1)	75.86		15:03:58.912

P19 58 TBS Steve YOUNG		Kawasaki - Cadmatic				
IDEAL LAP TIME : 2:20.806		BEST LAP TIME : 2:20.806		DIFFERENCE : 0.000		
LAP	SECTOR 1	SECTOR 2	LAP TIME	MPH	DIFF	TIME OF DAY
1 -		48.580	2:34.285	69.27	13.479	14:54:36.304
2 -	1:36.624	47.956	2:24.580	73.92	3.774	14:57:00.884
3 -	1:35.254	47.971	2:23.225 (3)	74.62	2.419	14:59:24.109
4 -	1:34.664	47.792	2:22.456 (2)	75.02	1.650	15:01:46.565
5 -	1:34.291	46.515	2:20.806 (1)	75.90		15:04:07.371

Weather / Track : Cloudy / Dry

Snetterton 300
Circuit Length = 2.9689 miles
Start: 14:52 Flag 15:02 End: 15:05

BMCRC - MRO Championships 2015 - Rnd 2 @ Snetterton 300

Thunderbike Sport & Senior 300 Series

RACE 13 - SECTOR ANALYSIS

SECTOR 1 = FL to I1, SECTOR 2 = I1 to I2, SECTOR 3 = I2 to FL, DIFF = Difference To Personal Best Lap

P20 85 TBS Andrew KITE		Ducati - Finology Limited				
IDEAL LAP TIME : 2:20.498		BEST LAP TIME : 2:20.897		DIFFERENCE : 0.399		
LAP	SECTOR 1	SECTOR 2	LAP TIME	MPH	DIFF	TIME OF DAY
1 -		50.998	2:39.117	67.17	18.220	14:54:41.136
2 -	1:36.584	48.737	2:25.321	73.54	4.424	14:57:06.457
3 -	1:34.138	49.406	2:23.544 (3)	74.45	2.647	14:59:30.001
4 -	1:34.184	47.397	2:21.581 (2)	75.49	0.684	15:01:51.582
5 -	1:33.101	47.796	2:20.897 (1)	75.85		15:04:12.479

P21 32 TBS Thomas WILLIAMS		Honda -				
IDEAL LAP TIME : 2:23.546		BEST LAP TIME : 2:24.060		DIFFERENCE : 0.514		
LAP	SECTOR 1	SECTOR 2	LAP TIME	MPH	DIFF	TIME OF DAY
1 -		48.363	2:32.511	70.08	8.451	14:54:34.530
2 -	1:37.065	48.627	2:25.692	73.36	1.632	14:57:00.222
3 -	1:35.489	48.729	2:24.218 (3)	74.11	0.158	14:59:24.440
4 -	1:35.788	48.272	2:24.060 (1)	74.19		15:01:48.500
5 -	1:35.274	48.896	2:24.170 (2)	74.13	0.110	15:04:12.670

P22 86 TBS Steve RICHARDS		Honda -				
IDEAL LAP TIME : 2:24.057		BEST LAP TIME : 2:25.181		DIFFERENCE : 1.124		
LAP	SECTOR 1	SECTOR 2	LAP TIME	MPH	DIFF	TIME OF DAY
1 -		48.052	2:35.347	68.80	10.166	14:54:37.366
2 -	1:36.005	49.176	2:25.181 (1)	73.61		14:57:02.547
3 -	1:37.722	48.825	2:26.547 (2)	72.93	1.366	14:59:29.094
4 -	1:38.049	49.668	2:27.717 (3)	72.35	2.536	15:01:56.811
5 -	1:38.866	49.304	2:28.170	72.13	2.989	15:04:24.981

P23 73 TBS Vincent LEWIN		Suzuki - Vinitwin Racing DotCo				
IDEAL LAP TIME : 2:24.785		BEST LAP TIME : 2:25.313		DIFFERENCE : 0.528		
LAP	SECTOR 1	SECTOR 2	LAP TIME	MPH	DIFF	TIME OF DAY
1 -		51.523	2:39.352	67.07	14.039	14:54:41.371
2 -	1:37.769	48.887	2:26.656	72.87	1.343	14:57:08.027
3 -	1:35.898	49.588	2:25.486 (2)	73.46	0.173	14:59:33.513
4 -	1:35.962	49.351	2:25.313 (1)	73.55		15:01:58.826
5 -	1:37.236	49.255	2:26.491 (3)	72.96	1.178	15:04:25.317

P24 23 S Carl MITCHELL		Kawasaki - Erith Group				
IDEAL LAP TIME : 2:24.637		BEST LAP TIME : 2:24.878		DIFFERENCE : 0.241		
LAP	SECTOR 1	SECTOR 2	LAP TIME	MPH	DIFF	TIME OF DAY
1 -		47.571	3:03.506	58.24	38.628	14:55:05.525
2 -	1:37.569	48.093	2:25.662 (3)	73.37	0.784	14:57:31.187
3 -	1:37.756	48.424	2:26.180	73.11	1.302	14:59:57.367
4 -	1:37.920	47.379	2:25.299 (2)	73.55	0.421	15:02:22.666
5 -	1:37.258	47.620	2:24.878 (1)	73.77		15:04:47.544

P25 9 S Graham HAW		Kawasaki - Graham Haw Joinery				
IDEAL LAP TIME : 2:24.345		BEST LAP TIME : 2:24.345		DIFFERENCE : 0.000		
LAP	SECTOR 1	SECTOR 2	LAP TIME	MPH	DIFF	TIME OF DAY
1 -		48.801	3:04.684	57.87	40.339	14:55:06.703
2 -	1:37.053	48.650	2:25.703 (3)	73.35	1.358	14:57:32.406
3 -	1:36.761	48.774	2:25.535 (2)	73.43	1.190	14:59:57.941
4 -	1:38.095	48.310	2:26.405	73.00	2.060	15:02:24.346
5 -	1:36.220	48.125	2:24.345 (1)	74.04		15:04:48.691

P26 25 S Leon JONES		Kawasaki -				
IDEAL LAP TIME : 2:27.601		BEST LAP TIME : 2:27.934		DIFFERENCE : 0.333		
LAP	SECTOR 1	SECTOR 2	LAP TIME	MPH	DIFF	TIME OF DAY
1 -		48.801	3:04.684	57.87	40.339	14:55:06.703
2 -	1:37.053	48.650	2:25.703 (3)	73.35	1.358	14:57:32.406
3 -	1:36.761	48.774	2:25.535 (2)	73.43	1.190	14:59:57.941
4 -	1:38.095	48.310	2:26.405	73.00	2.060	15:02:24.346
5 -	1:36.220	48.125	2:24.345 (1)	74.04		15:04:48.691

Weather / Track : Cloudy / Dry

Snetterton 300
Circuit Length = 2.9689 miles
Start: 14:52 Flag 15:02 End: 15:05

BMCRC - MRO Championships 2015 - Rnd 2 @ Snetterton 300

Thunderbike Sport & Senior 300 Series

RACE 13 - SECTOR ANALYSIS

SECTOR 1 = FL to I1, SECTOR 2 = I1 to I2, SECTOR 3 = I2 to FL, DIFF = Difference To Personal Best Lap

1 -		49.097		3:05.853	57.50	37.919	14:55:07.872
2 -	1:38.945	49.080		2:28.025 (2)	72.20	0.091	14:57:35.897
3 -	1:38.608	49.417		2:28.025 (2)	72.20	0.091	15:00:03.922
4 -	1:39.375	49.492		2:28.867	71.79	0.933	15:02:32.789
5 -	1:38.521	49.413		2:27.934 (1)	72.24		15:05:00.723

P27 2 S Lee HARDY		Kawasaki - Amy & Eric Hardy				
IDEAL LAP TIME : 2:27.701		BEST LAP TIME : 2:27.701		DIFFERENCE : 0.000		
LAP	SECTOR 1	SECTOR 2	LAP TIME	MPH	DIFF	TIME OF DAY
1 -		49.845	3:11.204	55.89	43.503	14:55:13.223
2 -	1:39.417	50.061	2:29.478 (2)	71.50	1.777	14:57:42.701
3 -	1:40.239	49.928	2:30.167 (3)	71.17	2.466	15:00:12.868
4 -	1:38.739	48.962	2:27.701 (1)	72.36		15:02:40.569
5 -	1:39.895	51.831	2:31.726	70.44	4.025	15:05:12.295

P28 93 S Monica ISAAC		Kawasaki - Fins Motorcycles				
IDEAL LAP TIME : 2:28.185		BEST LAP TIME : 2:29.070		DIFFERENCE : 0.885		
LAP	SECTOR 1	SECTOR 2	LAP TIME	MPH	DIFF	TIME OF DAY
1 -		49.949	3:09.430	56.42	40.360	14:55:11.449
2 -	1:40.914	49.989	2:30.903 (3)	70.82	1.833	14:57:42.352
3 -	1:40.101	49.805	2:29.906 (2)	71.29	0.836	15:00:12.258
4 -	1:40.092	48.978	2:29.070 (1)	71.69		15:02:41.328
5 -	1:39.207	51.862	2:31.069	70.74	1.999	15:05:12.397

P29 59 TBS Danielle COOPER		Kawasaki - ePayMe				
IDEAL LAP TIME : 2:33.314		BEST LAP TIME : 2:34.318		DIFFERENCE : 1.004		
LAP	SECTOR 1	SECTOR 2	LAP TIME	MPH	DIFF	TIME OF DAY
1 -		51.859	2:39.558 (2)	66.98	5.240	14:54:41.577
2 -	1:41.455	52.863	2:34.318 (1)	69.26		14:57:15.895
3 -	1:44.852	55.411	2:40.263 (3)	66.69	5.945	14:59:56.158
4 -	1:47.600	54.614	2:42.214	65.88	7.896	15:02:38.372
5 -	1:46.257	54.809	2:41.066	66.35	6.748	15:05:19.438

P30 132 S Paul ROBSON		Kawasaki - London First Aid				
IDEAL LAP TIME : 2:32.219		BEST LAP TIME : 2:32.850		DIFFERENCE : 0.631		
LAP	SECTOR 1	SECTOR 2	LAP TIME	MPH	DIFF	TIME OF DAY
1 -		50.689	3:12.960	55.39	40.110	14:55:14.979
2 -	1:41.800	51.050	2:32.850 (1)	69.92		14:57:47.829
3 -	1:42.904	50.894	2:33.798	69.49	0.948	15:00:21.627
4 -	1:42.675	50.419	2:33.094 (2)	69.81	0.244	15:02:54.721
5 -	1:42.237	51.032	2:33.269 (3)	69.73	0.419	15:05:27.990

P31 39 S Patrick SMITH		Kawasaki -				
IDEAL LAP TIME : 2:35.796		BEST LAP TIME : 2:35.796		DIFFERENCE : 0.000		
LAP	SECTOR 1	SECTOR 2	LAP TIME	MPH	DIFF	TIME OF DAY
1 -		52.667	3:16.469	54.40	40.673	14:55:18.488
2 -	1:44.724	51.072	2:35.796 (1)	68.60		14:57:54.284
3 -	1:45.018	52.995	2:38.013 (3)	67.64	2.217	15:00:32.297
4 -	1:45.798	52.151	2:37.949 (2)	67.66	2.153	15:03:10.246

P32 64 S Mike DEVAL		Kawasaki -				
IDEAL LAP TIME : 2:35.751		BEST LAP TIME : 2:35.751		DIFFERENCE : 0.000		
LAP	SECTOR 1	SECTOR 2	LAP TIME	MPH	DIFF	TIME OF DAY
1 -		54.424	3:18.106	53.95	42.355	14:55:20.125
2 -	1:44.273	51.478	2:35.751 (1)	68.62		14:57:55.876
3 -	1:44.748	52.294	2:37.042 (2)	68.05	1.291	15:00:32.918
4 -	1:45.563	52.542	2:38.105 (3)	67.60	2.354	15:03:11.023

Weather / Track : Cloudy / Dry

Snetterton 300
Circuit Length = 2.9689 miles
Start: 14:52 Flag 15:02 End: 15:05

BMCRC - MRO Championships 2015 - Rnd 2 @ Snetterton 300

Thunderbike Sport & Senior 300 Series

RACE 13 - SECTOR ANALYSIS

SECTOR 1 = FL to I1, SECTOR 2 = I1 to I2, SECTOR 3 = I2 to FL, DIFF = Difference To Personal Best Lap

P33 73 S Michael SHARMAN		Kawasaki -				
IDEAL LAP TIME : 2:39.410	BEST LAP TIME : 2:39.436	DIFFERENCE : 0.026				
LAP	SECTOR 1	SECTOR 2	LAP TIME	MPH	DIFF	TIME OF DAY
1 -		54.337	3:19.801	53.49	40.365	14:55:21.820
2 -	1:46.802	54.578	2:41.380 (3)	66.22	1.944	14:58:03.200
3 -	1:46.795	53.641	2:40.436 (2)	66.61	1.000	15:00:43.636
4 -	1:45.769	53.667	2:39.436 (1)	67.03		15:03:23.072

P34 171 TBS Luke HARVEY		Kawasaki - www.CMSPIPE.com CMS Racing				
IDEAL LAP TIME : 2:36.491	BEST LAP TIME : 2:36.491	DIFFERENCE : 0.000				
LAP	SECTOR 1	SECTOR 2	LAP TIME	MPH	DIFF	TIME OF DAY
1 -		55.757	3:29.587	50.99	53.096	14:55:31.606
2 -	1:45.798	53.139	2:38.937 (3)	67.24	2.446	14:58:10.543
3 -	1:44.209	52.282	2:36.491 (1)	68.29		15:00:47.034
4 -	1:45.197	52.741	2:37.938 (2)	67.67	1.447	15:03:24.972

P35 30 S Malcolm HOWELL		Kawasaki -				
IDEAL LAP TIME : 2:54.670	BEST LAP TIME : 2:54.828	DIFFERENCE : 0.158				
LAP	SECTOR 1	SECTOR 2	LAP TIME	MPH	DIFF	TIME OF DAY
1 -		57.915	3:31.540	50.52	36.712	14:55:33.559
2 -	1:56.755	58.073	2:54.828 (1)	61.13		14:58:28.387
3 -	1:57.227	1:00.239	2:57.466 (3)	60.22	2.638	15:01:25.853
4 -	1:58.044	58.871	2:56.915 (2)	60.41	2.087	15:04:22.768

BMCRC - MRO Championships 2015 - Rnd 2 @ Snetterton 300

Thunderbike Sport & Senior 300 Series

RACE 13 - BEST SECTORS

SECTOR 1			SECTOR 2			IDEAL / BEST COMPARISON						
POS	NO	NAME	TIME	NO	NAME	TIME	POS	NO	NAME	IDEAL	BEST	DIFF
									PERFECT LAP	2:10.022		
1	139	KIRK	1:26.819	139	KIRK	43.203	1	139	KIRK	2:10.022	2:10.112	0.090
2	51	JARMAN	1:27.261	51	JARMAN	43.362	2	51	JARMAN	2:10.623	2:11.079	0.456
3	12	GILL	1:27.308	154	JAMISON	43.750	3	12	GILL	2:11.102	2:11.379	0.277
4	154	JAMISON	1:28.328	12	GILL	43.794	4	154	JAMISON	2:12.078	2:12.971	0.893
5	6	COOPER	1:28.650	152	JOHNSTON	44.481	5	6	COOPER	2:13.526	2:13.802	0.276
6	152	JOHNSTON	1:29.162	6	COOPER	44.876	6	152	JOHNSTON	2:13.643	2:14.302	0.659
7	81	MAY	1:30.107	3	NEWALL	44.882	7	3	NEWALL	2:15.479	2:15.479	0.000
8	3	NEWALL	1:30.597	81	MAY	45.533	8	81	MAY	2:15.640	2:15.674	0.034
9	65	SOILLEUX	1:30.739	65	SOILLEUX	45.565	9	65	SOILLEUX	2:16.304	2:16.304	0.000
10	40	SNOWDEN	1:31.182	22	HARVIEK	45.753	10	40	SNOWDEN	2:17.712	2:17.712	0.000
11	27	SMITH	1:31.708	169	MILES	45.926	11	27	SMITH	2:17.925	2:17.925	0.000
12	56	SOILLEUX	1:31.725	80	CLARKE	45.928	12	56	SOILLEUX	2:18.273	2:18.611	0.338
13	82	BEAVIS	1:32.175	27	SMITH	46.217	13	82	BEAVIS	2:18.740	2:18.833	0.093
14	22	HARVIEK	1:33.025	55	TOLAND	46.459	14	22	HARVIEK	2:18.778	2:18.852	0.074
15	85	KITE	1:33.101	58	YOUNG	46.515	15	169	MILES	2:19.097	2:19.097	0.000
16	169	MILES	1:33.171	40	SNOWDEN	46.530	16	80	CLARKE	2:19.129	2:19.129	0.000
17	80	CLARKE	1:33.201	56	SOILLEUX	46.548	17	85	KITE	2:20.498	2:20.897	0.399
18	54	GORRIDGE	1:33.482	82	BEAVIS	46.565	18	54	GORRIDGE	2:20.579	2:21.160	0.581
19	58	YOUNG	1:34.291	54	GORRIDGE	47.097	19	58	YOUNG	2:20.806	2:20.806	0.000
20	55	TOLAND	1:34.426	23	MITCHELL	47.379	20	55	TOLAND	2:20.885	2:20.885	0.000
21	32	WILLIAMS	1:35.274	85	KITE	47.397	21	32	WILLIAMS	2:23.546	2:24.060	0.514
22	73	LEWIN	1:35.898	86	RICHARDS	48.052	22	86	RICHARDS	2:24.057	2:25.181	1.124
23	86	RICHARDS	1:36.005	9	HAW	48.125	23	9	HAW	2:24.345	2:24.345	0.000
24	9	HAW	1:36.220	32	WILLIAMS	48.272	24	23	MITCHELL	2:24.637	2:24.878	0.241
25	23	MITCHELL	1:37.258	73	LEWIN	48.887	25	73	LEWIN	2:24.785	2:25.313	0.528
26	25	JONES	1:38.521	2	HARDY	48.962	26	25	JONES	2:27.601	2:27.934	0.333
27	2	HARDY	1:38.739	93	ISAAC	48.978	27	2	HARDY	2:27.701	2:27.701	0.000
28	93	ISAAC	1:39.207	25	JONES	49.080	28	93	ISAAC	2:28.185	2:29.070	0.885
29	59	COOPER	1:41.455	132	ROBSON	50.419	29	132	ROBSON	2:32.219	2:32.850	0.631
30	132	ROBSON	1:41.800	39	SMITH	51.072	30	59	COOPER	2:33.314	2:34.318	1.004
31	171	HARVEY	1:44.209	64	DEVALL	51.478	31	64	DEVALL	2:35.751	2:35.751	0.000
32	64	DEVALL	1:44.273	59	COOPER	51.859	32	39	SMITH	2:35.796	2:35.796	0.000
33	39	SMITH	1:44.724	171	HARVEY	52.282	33	171	HARVEY	2:36.491	2:36.491	0.000
34	73	SHARMAN	1:45.769	73	SHARMAN	53.641	34	73	SHARMAN	2:39.410	2:39.436	0.026
35	30	HOWELL	1:56.755	30	HOWELL	57.915	35	30	HOWELL	2:54.670	2:54.828	0.158

Weather / Track : Cloudy / Dry

Snetterton 300

Circuit Length = 2.9689 miles

Start: 14:52 Flag 15:02 End: 15:05

Results can be found at www.tsl-timing.com

Printed - 15:09 Sunday, 26 April 2015