



HOYL INSURANCE

MRO Minitwins

Snetterton 300

25th & 26th April 2015



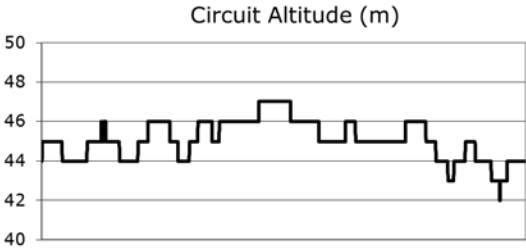
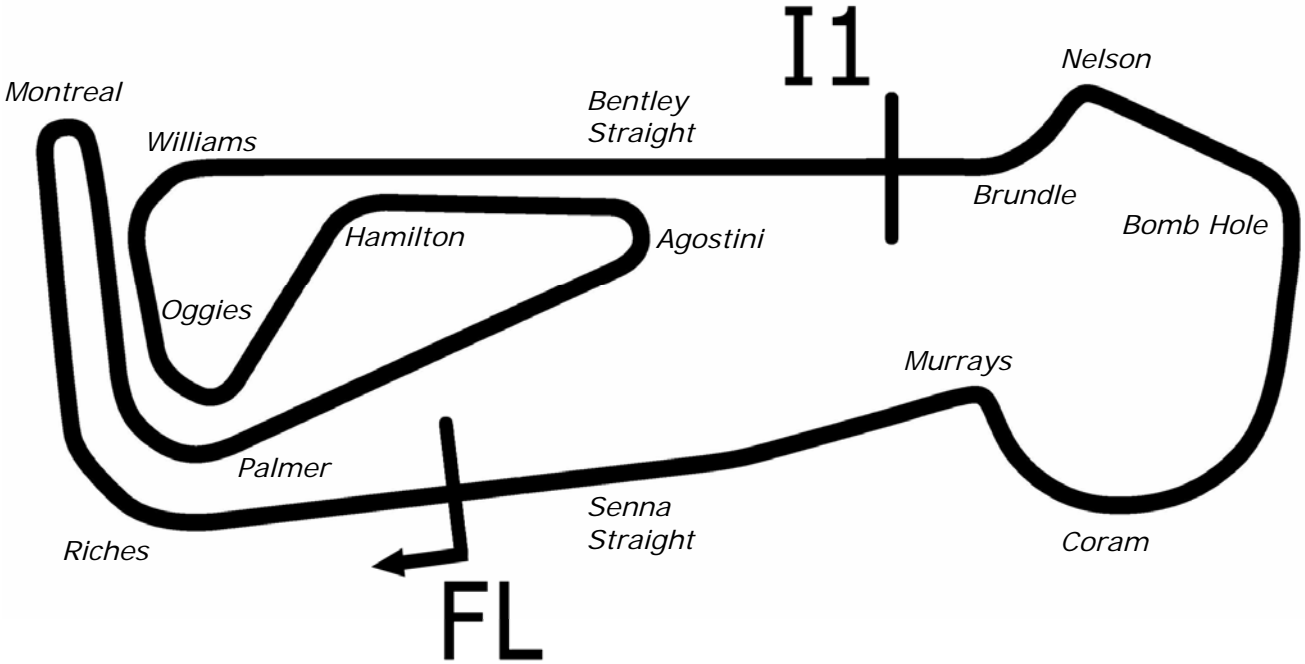
Results Provided by Timing Solutions Ltd
www.tsl-timing.com

Snetterton 300



SPORTS TIMING

TIMING SOLUTIONS LTD



Length	2.9689 miles	4778.0 m	
FL		52.46340 N	0.94476 E
I1	3198m	52.46617 N	0.94964 E
Pit Entry	4572m	52.46364 N	0.94774 E
Pit Exit	40m after FL	52.46338 N	0.94420 E
Pit Entry-Pit Exit 246m, 14.7s @60kph, 11.0s @80kph			

All results available at www.tsl-timing.com

BMCRC - MRO Championships 2015 - Rnd 2 @ Snetterton 300



HOYL INSURANCE

MRO Minitwins

QUALIFYING - CLASSIFICATION

POS	NO	CL	PIC NAME	ENTRY	TIME	ON	LAPS	GAP	DIFF	MPH
1	40	1	Paul WILBY	Suzuki - Nutsmoto	2:26.022	2	2			73.19
2	92	2	Matt LAST	Suzuki - Phase 5 Technology	2:27.807	2	2	1.785	1.785	72.31
3	777	3	Mason WILLIAMS	Suzuki -	2:28.528	2	2	2.506	0.721	71.96
4	98	4	Steven TOPPING	Suzuki - HDS / Nutsmoto	2:30.576	2	2	4.554	2.048	70.98
5	30	5	Richard GOODE	Suzuki - Wps Ltd / Geoff Hand Automotive Engineering	2:30.683	2	2	4.661	0.107	70.93
6	139	6	Byron KIRK	Suzuki -	2:31.439	2	2	5.417	0.756	70.57
7	64	7	Joe BUXTON	Suzuki - Buxton Racing	2:32.114	2	2	6.092	0.675	70.26
8	54	8	Adam JAMISON	Suzuki -	2:32.980	2	2	6.958	0.866	69.86
9	52	9	Paul JOHNSTON	Suzuki - ePayMe	2:32.991	2	2	6.969	0.011	69.86
10	58	10	Steve COSTIN	Suzuki - AUTO REVIVE,SAKURA,LKY7SPORTS	2:39.906	2	2	13.884	6.915	66.83
11	59	11	Martin FOORD	Suzuki -	2:39.969	2	2	13.947	0.063	66.81
12	51	12	Theo RUTTER	Suzuki -	2:40.106	2	2	14.084	0.137	66.75
13	37	13	Stephen WILSON	Suzuki -	2:40.670	2	2	14.648	0.564	66.52
14	81	14	Malvern MAY	Suzuki -	2:40.782	2	2	14.760	0.112	66.47
15	7	15	Richard HICKLING	Suzuki -	2:40.894	2	2	14.872	0.112	66.42
16	35	16	Tyler WALSH	Suzuki - GBR Powerlines	2:41.400	2	2	15.378	0.506	66.22
17	111	17	Ryan FOLKES	Suzuki -	2:41.774	2	2	15.752	0.374	66.06
18	124	18	Kurtis BUTLER	Suzuki -	2:41.945	2	2	15.923	0.171	65.99
19	118	19	James PLUMMER	Suzuki -	2:42.772	2	2	16.750	0.827	65.66
20	145	20	Peter MOORE	Suzuki - Curphs Cuttings	2:43.945	2	2	17.923	1.173	65.19
21	5	21	Barry MANTELL	Suzuki - Streets Installations	2:44.284	2	2	18.262	0.339	65.05
22	11	22	Paul TAFFURELLI	Suzuki - Jesfer Technology	2:44.950	2	2	18.928	0.666	64.79
23	72	23	Kevin MILLER	Suzuki - Mechanical Air Supplies Ltd	2:46.873	2	2	20.851	1.923	64.04
24	28	24	Dominic VEASEY	Suzuki -	2:47.795	2	2	21.773	0.922	63.69
25	39	25	Rob WILLIAMS	Suzuki -	2:49.494	2	2	23.472	1.699	63.05
26	169	26	Robert MILES	Suzuki - The Bike Shop Long Eaton	2:49.563	2	2	23.541	0.069	63.03
27	99	27	Lee WINTERS	Suzuki -	2:50.951	2	2	24.929	1.388	62.52
28	76	28	Charlie KING	Suzuki -	2:51.348	1	2	25.326	0.397	62.37
29	73	29	Vincent LEWIN	Suzuki - Vinitwin Racing DotCo	2:51.956	2	2	25.934	0.608	62.15
30	48	30	Shaun WALLIS	Suzuki -	2:52.719	2	2	26.697	0.763	61.88
31	65	31	Richard BUTT	Suzuki - K.J. Shelley Builders	2:59.312	2	2	33.290	6.593	59.60
32	87	32	Tristan REVELL	Suzuki -			2			
33	3	33	Marcus NEWALL	Suzuki - Mum & Dad			0			

Snetterton 300

Circuit Length = 2.9689 miles

Start: 10:31 Flag 10:41 End: 10:41

Weather / Track : Cloudy / Wet

These results are provisional until the conclusion of any judicial and technical matters.

Clerk Of Course :	Timekeeper :
-------------------	--------------

Results can be found at www.tsl-timing.com

Printed - 10:42 Saturday, 25 April 2015



BMCRC - MRO Championships 2015 - Rnd 2 @ Snetterton 300

MRO Minitwins & Rookies

QUALIFYING - SECTOR ANALYSIS

SECTOR 1 = FL to I1, SECTOR 2 = I1 to I2, SECTOR 3 = I2 to FL, DIFF = Difference To Personal Best Lap

P1 40 Paul WILBY		Suzuki - Nutsmoto				
IDEAL LAP TIME : 2:25.383		BEST LAP TIME : 2:26.022		DIFFERENCE : 0.639		
LAP	SECTOR 1	SECTOR 2	LAP TIME	MPH	DIFF	TIME OF DAY
1 -	1:45.527	49.827	2:35.354 (2)	68.79	9.332	10:34:50.329
2 -	1:37.139	48.883	2:26.022 (1)	73.19		10:37:16.351

P2 92 Matt LAST		Suzuki - Phase 5 Technology				
IDEAL LAP TIME : 2:27.146		BEST LAP TIME : 2:27.807		DIFFERENCE : 0.661		
LAP	SECTOR 1	SECTOR 2	LAP TIME	MPH	DIFF	TIME OF DAY
1 -	1:45.984	51.173	2:37.157 (2)	68.00	9.350	10:34:52.279
2 -	1:38.046	49.761	2:27.807 (1)	72.31		10:37:20.086

P3 777 Mason WILLIAMS		Suzuki -				
IDEAL LAP TIME : 2:25.840		BEST LAP TIME : 2:28.528		DIFFERENCE : 2.688		
LAP	SECTOR 1	SECTOR 2	LAP TIME	MPH	DIFF	TIME OF DAY
1 -	1:46.097	51.931	2:38.028 (2)	67.63	9.500	10:34:54.936
2 -	1:39.095	49.433	2:28.528 (1)	71.96		10:37:23.464

P4 98 Steven TOPPING		Suzuki - HDS / Nutsmoto				
IDEAL LAP TIME : 2:27.025		BEST LAP TIME : 2:30.576		DIFFERENCE : 3.551		
LAP	SECTOR 1	SECTOR 2	LAP TIME	MPH	DIFF	TIME OF DAY
1 -	1:48.442	51.244	2:39.686 (2)	66.93	9.110	10:34:54.826
2 -	1:40.366	50.210	2:30.576 (1)	70.98		10:37:25.402

P5 30 Richard GOODE		Suzuki - Wps Ltd / Geoff Hand Automotive Engineering				
IDEAL LAP TIME : 2:30.683		BEST LAP TIME : 2:30.683		DIFFERENCE : 0.000		
LAP	SECTOR 1	SECTOR 2	LAP TIME	MPH	DIFF	TIME OF DAY
1 -	1:47.755	52.481	2:40.236 (2)	66.70	9.553	10:34:55.759
2 -	1:39.458	51.225	2:30.683 (1)	70.93		10:37:26.442

P6 139 Byron KIRK		Suzuki -				
IDEAL LAP TIME : 2:31.182		BEST LAP TIME : 2:31.439		DIFFERENCE : 0.257		
LAP	SECTOR 1	SECTOR 2	LAP TIME	MPH	DIFF	TIME OF DAY
1 -	1:46.234	52.854	2:39.088 (2)	67.18	7.649	10:34:56.558
2 -	1:40.997	50.442	2:31.439 (1)	70.57		10:37:27.997

P7 64 Joe BUXTON		Suzuki - Buxton Racing				
IDEAL LAP TIME : 2:30.057		BEST LAP TIME : 2:32.114		DIFFERENCE : 2.057		
LAP	SECTOR 1	SECTOR 2	LAP TIME	MPH	DIFF	TIME OF DAY
1 -	1:47.142	53.133	2:40.275 (2)	66.68	8.161	10:34:53.530
2 -	1:40.981	51.133	2:32.114 (1)	70.26		10:37:25.644

P8 54 Adam JAMISON		Suzuki -				
IDEAL LAP TIME : 2:30.574		BEST LAP TIME : 2:32.980		DIFFERENCE : 2.406		
LAP	SECTOR 1	SECTOR 2	LAP TIME	MPH	DIFF	TIME OF DAY
1 -	1:50.085	53.283	2:43.368 (2)	65.42	10.388	10:35:00.060
2 -	1:41.348	51.632	2:32.980 (1)	69.86		10:37:33.040

P9 52 Paul JOHNSTON		Suzuki - ePayMe				
IDEAL LAP TIME : 2:31.585		BEST LAP TIME : 2:32.991		DIFFERENCE : 1.406		
LAP	SECTOR 1	SECTOR 2	LAP TIME	MPH	DIFF	TIME OF DAY
1 -	1:48.818	51.967	2:40.785 (2)	66.47	7.794	10:34:58.773
2 -	1:41.676	51.315	2:32.991 (1)	69.86		10:37:31.764

Weather / Track : Cloudy / Wet

Snetterton 300
Circuit Length = 2.9689 miles
Start: 10:31 Flag 10:41 End: 10:41

BMCRC - MRO Championships 2015 - Rnd 2 @ Snetterton 300

MRO Minitwins & Rookies

QUALIFYING - SECTOR ANALYSIS

SECTOR 1 = FL to I1, SECTOR 2 = I1 to I2, SECTOR 3 = I2 to FL, DIFF = Difference To Personal Best Lap

P10 34 RMT Andrew JOHNSON	Suzuki -					
IDEAL LAP TIME : 2:37.808	BEST LAP TIME : 2:37.808	DIFFERENCE : 0.000				
LAP	SECTOR 1	SECTOR 2	LAP TIME	MPH	DIFF	TIME OF DAY
1 -	2:08.383	59.461	3:07.844 (2)	56.89	30.036	10:36:07.232
2 -	1:44.339	53.469	2:37.808 (1)	67.72		10:38:45.040

P11 68 RMT Thomas EUSTACE	Suzuki - More moto					
IDEAL LAP TIME : 2:39.247	BEST LAP TIME : 2:39.247	DIFFERENCE : 0.000				
LAP	SECTOR 1	SECTOR 2	LAP TIME	MPH	DIFF	TIME OF DAY
1 -	1:55.530	55.681	2:51.211 (2)	62.42	11.964	10:35:40.556
2 -	1:45.227	54.020	2:39.247 (1)	67.11		10:38:19.803

P12 58 Steve COSTIN	Suzuki - AUTO REVIVE,SAKURA,LKY7SPORTS					
IDEAL LAP TIME : 2:36.288	BEST LAP TIME : 2:39.906	DIFFERENCE : 3.618				
LAP	SECTOR 1	SECTOR 2	LAP TIME	MPH	DIFF	TIME OF DAY
1 -	1:53.935	56.188	2:50.123 (2)	62.82	10.217	10:35:09.858
2 -	1:47.166	52.740	2:39.906 (1)	66.83		10:37:49.764

P13 59 Martin FOORD	Suzuki -					
IDEAL LAP TIME : 2:39.969	BEST LAP TIME : 2:39.969	DIFFERENCE : 0.000				
LAP	SECTOR 1	SECTOR 2	LAP TIME	MPH	DIFF	TIME OF DAY
1 -	1:55.947	57.974	2:53.921 (2)	61.45	13.952	10:35:14.159
2 -	1:46.465	53.504	2:39.969 (1)	66.81		10:37:54.128

P14 51 Theo RUTTER	Suzuki -					
IDEAL LAP TIME : 2:36.961	BEST LAP TIME : 2:40.106	DIFFERENCE : 3.145				
LAP	SECTOR 1	SECTOR 2	LAP TIME	MPH	DIFF	TIME OF DAY
1 -	1:54.778	55.343	2:50.121 (2)	62.82	10.015	10:35:08.354
2 -	1:46.959	53.147	2:40.106 (1)	66.75		10:37:48.460

P15 138 RMT Alex BERRY	Suzuki - The Great Frog					
IDEAL LAP TIME : 2:40.526	BEST LAP TIME : 2:40.526	DIFFERENCE : 0.000				
LAP	SECTOR 1	SECTOR 2	LAP TIME	MPH	DIFF	TIME OF DAY
1 -	1:55.119	58.334	2:53.453 (2)	61.61	12.927	10:35:16.167
2 -	1:45.961	54.565	2:40.526 (1)	66.58		10:37:56.693

P16 37 Stephen WILSON	Suzuki -					
IDEAL LAP TIME : 2:40.670	BEST LAP TIME : 2:40.670	DIFFERENCE : 0.000				
LAP	SECTOR 1	SECTOR 2	LAP TIME	MPH	DIFF	TIME OF DAY
1 -	1:54.411	56.365	2:50.776 (2)	62.58	10.106	10:35:10.462
2 -	1:46.948	53.722	2:40.670 (1)	66.52		10:37:51.132

P17 81 Malvern MAY	Suzuki -					
IDEAL LAP TIME : 2:40.782	BEST LAP TIME : 2:40.782	DIFFERENCE : 0.000				
LAP	SECTOR 1	SECTOR 2	LAP TIME	MPH	DIFF	TIME OF DAY
1 -	1:54.513	56.224	2:50.737 (2)	62.59	9.955	10:35:11.652
2 -	1:46.665	54.117	2:40.782 (1)	66.47		10:37:52.434

P18 7 Richard HICKLING	Suzuki -					
IDEAL LAP TIME : 2:37.780	BEST LAP TIME : 2:40.894	DIFFERENCE : 3.114				
LAP	SECTOR 1	SECTOR 2	LAP TIME	MPH	DIFF	TIME OF DAY
1 -	1:59.426	57.592	2:57.018 (2)	60.37	16.124	10:35:20.054
2 -	1:46.835	54.059	2:40.894 (1)	66.42		10:38:00.948

Weather / Track : Cloudy / Wet

Snetterton 300
Circuit Length = 2.9689 miles
Start: 10:31 Flag 10:41 End: 10:41

BMCRC - MRO Championships 2015 - Rnd 2 @ Snetterton 300

MRO Minitwins & Rookies

QUALIFYING - SECTOR ANALYSIS

SECTOR 1 = FL to I1, SECTOR 2 = I1 to I2, SECTOR 3 = I2 to FL, DIFF = Difference To Personal Best Lap

P19 35		Tyler WALSH		Suzuki - GBR Powerlines		
IDEAL LAP TIME : 2:41.400		BEST LAP TIME : 2:41.400		DIFFERENCE : 0.000		
LAP	SECTOR 1	SECTOR 2	LAP TIME	MPH	DIFF	TIME OF DAY
1 -	1:54.737	54.973	2:49.710 (2)	62.97	8.310	10:35:06.811
2 -	1:48.195	53.205	2:41.400 (1)	66.22		10:37:48.211

P20 111		Ryan FOLKES		Suzuki -		
IDEAL LAP TIME : 2:41.774		BEST LAP TIME : 2:41.774		DIFFERENCE : 0.000		
LAP	SECTOR 1	SECTOR 2	LAP TIME	MPH	DIFF	TIME OF DAY
1 -	1:55.265	57.567	2:52.832 (2)	61.84	11.058	10:35:37.383
2 -	1:48.027	53.747	2:41.774 (1)	66.06		10:38:19.157

P21 124		Kurtis BUTLER		Suzuki -		
IDEAL LAP TIME : 2:41.945		BEST LAP TIME : 2:41.945		DIFFERENCE : 0.000		
LAP	SECTOR 1	SECTOR 2	LAP TIME	MPH	DIFF	TIME OF DAY
1 -	2:01.870	57.687	2:59.557 (2)	59.52	17.612	10:35:18.846
2 -	1:45.580	56.365	2:41.945 (1)	65.99		10:38:00.791

P22 444 RMT		Mark WILLIAMS		Suzuki - Verifone Media		
IDEAL LAP TIME : 2:42.655		BEST LAP TIME : 2:42.655		DIFFERENCE : 0.000		
LAP	SECTOR 1	SECTOR 2	LAP TIME	MPH	DIFF	TIME OF DAY
1 -	1:57.461	57.915	2:55.376 (2)	60.94	12.721	10:35:42.471
2 -	1:48.121	54.534	2:42.655 (1)	65.71		10:38:25.126

P23 118		James PLUMMER		Suzuki -		
IDEAL LAP TIME : 2:42.772		BEST LAP TIME : 2:42.772		DIFFERENCE : 0.000		
LAP	SECTOR 1	SECTOR 2	LAP TIME	MPH	DIFF	TIME OF DAY
1 -	1:57.727	58.004	2:55.731 (2)	60.82	12.959	10:35:41.585
2 -	1:47.861	54.911	2:42.772 (1)	65.66		10:38:24.357

P24 145		Peter MOORE		Suzuki - Curphs Cuttings		
IDEAL LAP TIME : 2:43.945		BEST LAP TIME : 2:43.945		DIFFERENCE : 0.000		
LAP	SECTOR 1	SECTOR 2	LAP TIME	MPH	DIFF	TIME OF DAY
1 -	2:07.061	1:00.990	3:08.051 (2)	56.83	24.106	10:36:10.727
2 -	1:48.654	55.291	2:43.945 (1)	65.19		10:38:54.672

P25 5		Barry MANTELL		Suzuki - Streets Installations		
IDEAL LAP TIME : 2:44.284		BEST LAP TIME : 2:44.284		DIFFERENCE : 0.000		
LAP	SECTOR 1	SECTOR 2	LAP TIME	MPH	DIFF	TIME OF DAY
1 -	1:55.280	55.112	2:50.392 (2)	62.72	6.108	10:35:07.670
2 -	1:49.692	54.592	2:44.284 (1)	65.05		10:37:51.954

P26 11		Paul TAFFURELLI		Suzuki - Jesfer Technology		
IDEAL LAP TIME : 2:43.369		BEST LAP TIME : 2:44.950		DIFFERENCE : 1.581		
LAP	SECTOR 1	SECTOR 2	LAP TIME	MPH	DIFF	TIME OF DAY
1 -	1:55.480	57.449	2:52.929 (2)	61.80	7.979	10:35:15.116
2 -	1:48.983	55.967	2:44.950 (1)	64.79		10:38:00.066

P27 93 RMT		Jack WALLIS		Suzuki -		
IDEAL LAP TIME : 2:46.192		BEST LAP TIME : 2:46.192		DIFFERENCE : 0.000		
LAP	SECTOR 1	SECTOR 2	LAP TIME	MPH	DIFF	TIME OF DAY
1 -	2:00.431	1:08.305	3:08.736 (2)	56.62	22.544	10:36:03.170
2 -	1:51.205	54.987	2:46.192 (1)	64.31		10:38:49.362

Weather / Track : Cloudy / Wet

Snetterton 300
Circuit Length = 2.9689 miles
Start: 10:31 Flag 10:41 End: 10:41

BMCRC - MRO Championships 2015 - Rnd 2 @ Snetterton 300

MRO Minitwins & Rookies

QUALIFYING - SECTOR ANALYSIS

SECTOR 1 = FL to I1, SECTOR 2 = I1 to I2, SECTOR 3 = I2 to FL, DIFF = Difference To Personal Best Lap

P28 72 Kevin MILLER		Suzuki - Mechanical Air Supplies Ltd				
IDEAL LAP TIME : 2:46.873		BEST LAP TIME : 2:46.873		DIFFERENCE : 0.000		
LAP	SECTOR 1	SECTOR 2	LAP TIME	MPH	DIFF	TIME OF DAY
1 -	2:00.978	58.297	2:59.275 (2)	59.61	12.402	10:35:21.205
2 -	1:49.196	57.677	2:46.873 (1)	64.04		10:38:08.078

P29 22 RMT Darren DOWDS		Suzuki - IRP decals				
IDEAL LAP TIME : 2:47.618		BEST LAP TIME : 2:47.618		DIFFERENCE : 0.000		
LAP	SECTOR 1	SECTOR 2	LAP TIME	MPH	DIFF	TIME OF DAY
1 -	2:03.251	58.787	3:02.038 (2)	58.71	14.420	10:35:53.550
2 -	1:49.516	58.102	2:47.618 (1)	63.76		10:38:41.168

P30 28 Dominic VEASEY		Suzuki -				
IDEAL LAP TIME : 2:47.795		BEST LAP TIME : 2:47.795		DIFFERENCE : 0.000		
LAP	SECTOR 1	SECTOR 2	LAP TIME	MPH	DIFF	TIME OF DAY
1 -	1:59.498	58.965	2:58.463 (2)	59.88	10.668	10:35:19.651
2 -	1:49.856	57.939	2:47.795 (1)	63.69		10:38:07.446

P31 69 RMT Danny HUSKINSON		Suzuki - art of racing				
IDEAL LAP TIME : 2:48.290		BEST LAP TIME : 2:48.290		DIFFERENCE : 0.000		
LAP	SECTOR 1	SECTOR 2	LAP TIME	MPH	DIFF	TIME OF DAY
1 -	2:12.835	1:03.959	3:16.794 (2)	54.31	28.504	10:36:07.963
2 -	1:50.983	57.307	2:48.290 (1)	63.50		10:38:56.253

P32 32 RMT Chris THAY		Suzuki - Scell-it uk				
IDEAL LAP TIME : 2:49.317		BEST LAP TIME : 2:49.317		DIFFERENCE : 0.000		
LAP	SECTOR 1	SECTOR 2	LAP TIME	MPH	DIFF	TIME OF DAY
1 -	2:07.527	1:02.088	3:09.615 (2)	56.36	20.298	10:36:08.541
2 -	1:50.450	58.867	2:49.317 (1)	63.12		10:38:57.858

P33 39 Rob WILLIAMS		Suzuki -				
IDEAL LAP TIME : 2:46.187		BEST LAP TIME : 2:49.494		DIFFERENCE : 3.307		
LAP	SECTOR 1	SECTOR 2	LAP TIME	MPH	DIFF	TIME OF DAY
1 -	2:03.996	57.039	3:01.035 (2)	59.03	11.541	10:35:51.728
2 -	1:49.148	1:00.346	2:49.494 (1)	63.05		10:38:41.222

P34 169 Robert MILES		Suzuki - The Bike Shop Long Eaton				
IDEAL LAP TIME : 2:49.563		BEST LAP TIME : 2:49.563		DIFFERENCE : 0.000		
LAP	SECTOR 1	SECTOR 2	LAP TIME	MPH	DIFF	TIME OF DAY
1 -	2:00.843	57.484	2:58.327 (2)	59.93	8.764	10:35:23.150
2 -	1:52.773	56.790	2:49.563 (1)	63.03		10:38:12.713

P35 140 RMT Daniel SALES		Suzuki -				
IDEAL LAP TIME : 2:49.801		BEST LAP TIME : 2:49.801		DIFFERENCE : 0.000		
LAP	SECTOR 1	SECTOR 2	LAP TIME	MPH	DIFF	TIME OF DAY
1 -	2:11.985	1:00.935	3:12.920 (2)	55.40	23.119	10:36:08.949
2 -	1:52.675	57.126	2:49.801 (1)	62.94		10:38:58.750

P36 99 Lee WINTERS		Suzuki -				
IDEAL LAP TIME : 2:50.951		BEST LAP TIME : 2:50.951		DIFFERENCE : 0.000		
LAP	SECTOR 1	SECTOR 2	LAP TIME	MPH	DIFF	TIME OF DAY
1 -	2:03.103	1:00.169	3:03.272 (2)	58.31	12.321	10:35:26.127
2 -	1:52.285	58.666	2:50.951 (1)	62.52		10:38:17.078

Weather / Track : Cloudy / Wet

Snetterton 300
Circuit Length = 2.9689 miles
Start: 10:31 Flag 10:41 End: 10:41

BMCRC - MRO Championships 2015 - Rnd 2 @ Snetterton 300

MRO Minitwins & Rookies

QUALIFYING - SECTOR ANALYSIS

SECTOR 1 = FL to I1, SECTOR 2 = I1 to I2, SECTOR 3 = I2 to FL, DIFF = Difference To Personal Best Lap

P37	97 RMT	Jake PACKHAM	Suzuki -			
IDEAL LAP TIME : 2:51.263		BEST LAP TIME : 2:51.263	DIFFERENCE : 0.000			
LAP	SECTOR 1	SECTOR 2	LAP TIME	MPH	DIFF	TIME OF DAY
1 -	2:09.435	1:03.440	3:12.875 (2)	55.41	21.612	10:36:13.781
2 -	1:53.605	57.658	2:51.263 (1)	62.40		10:39:05.044

P38	76	Charlie KING	Suzuki -			
IDEAL LAP TIME : 2:42.476		BEST LAP TIME : 2:51.348	DIFFERENCE : 8.872			
LAP	SECTOR 1	SECTOR 2	LAP TIME	MPH	DIFF	TIME OF DAY
1 -	1:56.278	55.070	2:51.348 (1)	62.37		10:35:05.827
2 -	1:50.078	1:10.115	3:00.193 (2)	59.31	8.845	10:38:06.020

P39	73	Vincent LEWIN	Suzuki - Vinitwin Racing DotCo			
IDEAL LAP TIME : 2:51.956		BEST LAP TIME : 2:51.956	DIFFERENCE : 0.000			
LAP	SECTOR 1	SECTOR 2	LAP TIME	MPH	DIFF	TIME OF DAY
1 -	1:58.749	1:01.883	3:00.632 (2)	59.17	8.676	10:35:48.598
2 -	1:52.039	59.917	2:51.956 (1)	62.15		10:38:40.554

P40	38 RMT	Bob COUCHMAN	Suzuki -			
IDEAL LAP TIME : 2:52.267		BEST LAP TIME : 2:52.267	DIFFERENCE : 0.000			
LAP	SECTOR 1	SECTOR 2	LAP TIME	MPH	DIFF	TIME OF DAY
1 -	2:10.471	1:03.557	3:14.028 (2)	55.08	21.761	10:36:08.250
2 -	1:52.874	59.393	2:52.267 (1)	62.04		10:39:00.517

P41	48	Shaun WALLIS	Suzuki -			
IDEAL LAP TIME : 2:52.719		BEST LAP TIME : 2:52.719	DIFFERENCE : 0.000			
LAP	SECTOR 1	SECTOR 2	LAP TIME	MPH	DIFF	TIME OF DAY
1 -	2:12.532	1:02.662	3:15.194 (2)	54.75	22.475	10:36:09.976
2 -	1:53.572	59.147	2:52.719 (1)	61.88		10:39:02.695

P42	41 RMT	Ian TURNER	Suzuki - Mong Motorsport			
IDEAL LAP TIME : 2:57.802		BEST LAP TIME : 2:57.802	DIFFERENCE : 0.000			
LAP	SECTOR 1	SECTOR 2	LAP TIME	MPH	DIFF	TIME OF DAY
1 -	2:06.279	1:03.092	3:09.371 (2)	56.43	11.569	10:35:58.585
2 -	1:58.172	59.630	2:57.802 (1)	60.11		10:38:56.387

P43	31 RMT	Kelvin EVENDEN	Suzuki - Glosrose Group			
IDEAL LAP TIME : 2:58.917		BEST LAP TIME : 2:58.917	DIFFERENCE : 0.000			
LAP	SECTOR 1	SECTOR 2	LAP TIME	MPH	DIFF	TIME OF DAY
1 -	2:08.475	1:04.812	3:13.287 (2)	55.29	14.370	10:36:02.468
2 -	1:55.582	1:03.335	2:58.917 (1)	59.73		10:39:01.385

P44	65	Richard BUTT	Suzuki - K.J. Shelley Builders			
IDEAL LAP TIME : 2:59.312		BEST LAP TIME : 2:59.312	DIFFERENCE : 0.000			
LAP	SECTOR 1	SECTOR 2	LAP TIME	MPH	DIFF	TIME OF DAY
1 -	2:14.241	1:03.619	3:17.860 (2)	54.01	18.548	10:36:13.195
2 -	1:58.332	1:00.980	2:59.312 (1)	59.60		10:39:12.507

P45	88 RMT	Peter RANDALL	Suzuki -			
IDEAL LAP TIME : 3:00.469		BEST LAP TIME : 3:00.469	DIFFERENCE : 0.000			
LAP	SECTOR 1	SECTOR 2	LAP TIME	MPH	DIFF	TIME OF DAY
1 -	2:13.720	1:05.182	3:18.902 (2)	53.73	18.433	10:36:18.789
2 -	2:00.234	1:00.235	3:00.469 (1)	59.22		10:39:19.258

Weather / Track : Cloudy / Wet

Snetterton 300
Circuit Length = 2.9689 miles
Start: 10:31 Flag 10:41 End: 10:41

BMCRC - MRO Championships 2015 - Rnd 2 @ Snetterton 300

MRO Minitwins & Rookies

QUALIFYING - SECTOR ANALYSIS

SECTOR 1 = FL to I1, SECTOR 2 = I1 to I2, SECTOR 3 = I2 to FL, DIFF = Difference To Personal Best Lap

LAP	SECTOR 1	SECTOR 2	LAP TIME	MPH	DIFF	TIME OF DAY
P46 66 RMT Mark SMITH Suzuki - Nick & Jade IDEAL LAP TIME : 3:04.500 BEST LAP TIME : 3:04.500 DIFFERENCE : 0.000						
1 -	2:12.046	1:12.790	3:24.836 (2)	52.17	20.336	10:36:16.543
2 -	2:01.188	1:03.312	3:04.500 (1)	57.92		10:39:21.043
P47 192 RMT Daniel MOFFA Suzuki - Forest Stump IDEAL LAP TIME : 3:05.828 BEST LAP TIME : 3:05.828 DIFFERENCE : 0.000						
1 -	2:21.757	1:06.136	3:27.893 (2)	51.41	22.065	10:36:23.071
2 -	2:02.376	1:03.452	3:05.828 (1)	57.51		10:39:28.899
P48 26 RMT Steven DOLAN Suzuki - IDEAL LAP TIME : 3:07.494 BEST LAP TIME : 3:24.333 DIFFERENCE : 16.839						
1 -	2:19.257	1:05.076	3:24.333 (1)	52.30		10:36:27.967
P49 43 RMT Harrison DAY Suzuki - IDEAL LAP TIME : 3:18.191 BEST LAP TIME : 3:30.430 DIFFERENCE : 12.239						
1 -	2:18.137	1:12.293	3:30.430 (1)	50.79		10:36:22.494
P50 44 RMT Peter DAVIES Suzuki - IDEAL LAP TIME : 3:18.408 BEST LAP TIME : 3:33.623 DIFFERENCE : 15.215						
1 -	2:23.711	1:09.912	3:33.623 (1)	50.03		10:36:34.304
P51 87 Tristan REVELL Suzuki - IDEAL LAP TIME : 2:50.555 BEST LAP TIME : DIFFERENCE :						
1 -	1:55.674		4:05.576 P	43.52		10:36:25.028
2 -	OUTLAP	54.881	2:46.787	64.08		10:39:11.815
P52 15 RMT Stephen JONES Suzuki - MW Solicitors IDEAL LAP TIME : 3:27.054 BEST LAP TIME : DIFFERENCE :						
1 -	OUTLAP	1:00.670	3:17.488	54.12		10:38:05.626

BMCRC - MRO Championships 2015 - Rnd 2 @ Snetterton 300

MRO Minitwins & Rookies

QUALIFYING - BEST SECTORS

SECTOR 1			SECTOR 2			IDEAL / BEST COMPARISON						
POS	NO	NAME	TIME	NO	NAME	TIME	POS	NO	NAME	IDEAL	BEST	DIFF
									PERFECT LAP	2:24.914		
1	777	WILLIAMS	1:36.407	40	WILBY	48.507	1	40	WILBY	2:25.383	2:26.022	0.639
2	98	TOPPING	1:36.815	777	WILLIAMS	49.433	2	777	WILLIAMS	2:25.840	2:28.528	2.688
3	40	WILBY	1:36.876	92	LAST	49.761	3	98	TOPPING	2:27.025	2:30.576	3.551
4	92	LAST	1:37.385	98	TOPPING	50.210	4	92	LAST	2:27.146	2:27.807	0.661
5	54	JAMISON	1:38.942	139	KIRK	50.442	5	64	BUXTON	2:30.057	2:32.114	2.057
6	64	BUXTON	1:39.234	64	BUXTON	50.823	6	54	JAMISON	2:30.574	2:32.980	2.406
7	30	GOODE	1:39.458	30	GOODE	51.225	7	30	GOODE	2:30.683	2:30.683	0.000
8	52	JOHNSTON	1:40.270	52	JOHNSTON	51.315	8	139	KIRK	2:31.182	2:31.439	0.257
9	139	KIRK	1:40.740	54	JAMISON	51.632	9	52	JOHNSTON	2:31.585	2:32.991	1.406
10	58	COSTIN	1:43.548	58	COSTIN	52.740	10	58	COSTIN	2:36.288	2:39.906	3.618
11	7	HICKLING	1:43.721	51	RUTTER	53.147	11	51	RUTTER	2:36.961	2:40.106	3.145
12	51	RUTTER	1:43.814	35	WALSH	53.205	12	7	HICKLING	2:37.780	2:40.894	3.114
13	34	JOHNSON	1:44.339	34	JOHNSON	53.469	13	34	JOHNSON	2:37.808	2:37.808	0.000
14	68	EUSTACE	1:45.227	59	FOORD	53.504	14	68	EUSTACE	2:39.247	2:39.247	0.000
15	124	BUTLER	1:45.580	37	WILSON	53.722	15	59	FOORD	2:39.969	2:39.969	0.000
16	138	BERRY	1:45.961	111	FOLKES	53.747	16	138	BERRY	2:40.526	2:40.526	0.000
17	59	FOORD	1:46.465	68	EUSTACE	54.020	17	37	WILSON	2:40.670	2:40.670	0.000
18	81	MAY	1:46.665	7	HICKLING	54.059	18	81	MAY	2:40.782	2:40.782	0.000
19	37	WILSON	1:46.948	81	MAY	54.117	19	35	WALSH	2:41.400	2:41.400	0.000
20	11	TAFFURELLI	1:47.402	444	WILLIAMS	54.534	20	111	FOLKES	2:41.774	2:41.774	0.000
21	76	KING	1:47.406	138	BERRY	54.565	21	124	BUTLER	2:41.945	2:41.945	0.000
22	118	PLUMMER	1:47.861	5	MANTELL	54.592	22	76	KING	2:42.476	2:51.348	8.872
23	111	FOLKES	1:48.027	87	REVELL	54.881	23	444	WILLIAMS	2:42.655	2:42.655	0.000
24	444	WILLIAMS	1:48.121	118	PLUMMER	54.911	24	118	PLUMMER	2:42.772	2:42.772	0.000
25	35	WALSH	1:48.195	93	WALLIS	54.987	25	11	TAFFURELLI	2:43.369	2:44.950	1.581
26	145	MOORE	1:48.654	76	KING	55.070	26	145	MOORE	2:43.945	2:43.945	0.000
27	39	WILLIAMS	1:49.148	145	MOORE	55.291	27	5	MANTELL	2:44.284	2:44.284	0.000
28	72	MILLER	1:49.196	11	TAFFURELLI	55.967	28	39	WILLIAMS	2:46.187	2:49.494	3.307
29	22	DOWDS	1:49.516	124	BUTLER	56.365	29	93	WALLIS	2:46.192	2:46.192	0.000
30	5	MANTELL	1:49.692	169	MILES	56.790	30	72	MILLER	2:46.873	2:46.873	0.000
31	28	VEASEY	1:49.856	39	WILLIAMS	57.039	31	22	DOWDS	2:47.618	2:47.618	0.000
32	32	THAY	1:50.450	140	SALES	57.126	32	28	VEASEY	2:47.795	2:47.795	0.000
33	69	HUSKINSON	1:50.983	69	HUSKINSON	57.307	33	69	HUSKINSON	2:48.290	2:48.290	0.000
34	93	WALLIS	1:51.205	97	PACKHAM	57.658	34	32	THAY	2:49.317	2:49.317	0.000
35	73	LEWIN	1:52.039	72	MILLER	57.677	35	169	MILES	2:49.563	2:49.563	0.000
36	99	WINTERS	1:52.285	28	VEASEY	57.939	36	140	SALES	2:49.801	2:49.801	0.000
37	140	SALES	1:52.675	22	DOWDS	58.102	37	87	REVELL	2:50.555		
38	169	MILES	1:52.773	99	WINTERS	58.666	38	99	WINTERS	2:50.951	2:50.951	0.000
39	38	COUCHMAN	1:52.874	32	THAY	58.867	39	97	PACKHAM	2:51.263	2:51.263	0.000
40	48	WALLIS	1:53.572	48	WALLIS	59.147	40	73	LEWIN	2:51.956	2:51.956	0.000
41	97	PACKHAM	1:53.605	38	COUCHMAN	59.393	41	38	COUCHMAN	2:52.267	2:52.267	0.000
42	31	EVENDEN	1:55.582	41	TURNER	59.630	42	48	WALLIS	2:52.719	2:52.719	0.000
43	87	REVELL	1:55.674	73	LEWIN	59.917	43	41	TURNER	2:57.802	2:57.802	0.000
44	41	TURNER	1:58.172	88	RANDALL	1:00.235	44	31	EVENDEN	2:58.917	2:58.917	0.000
45	65	BUTT	1:58.332	15	JONES	1:00.670	45	65	BUTT	2:59.312	2:59.312	0.000
46	88	RANDALL	2:00.234	65	BUTT	1:00.980	46	88	RANDALL	3:00.469	3:00.469	0.000
47	66	SMITH	2:01.188	26	DOLAN	1:02.799	47	66	SMITH	3:04.500	3:04.500	0.000
48	192	MOFFA	2:02.376	66	SMITH	1:03.312	48	192	MOFFA	3:05.828	3:05.828	0.000
49	26	DOLAN	2:04.695	31	EVENDEN	1:03.335	49	26	DOLAN	3:07.494	3:24.333	16.839
50	43	DAY	2:10.777	192	MOFFA	1:03.452	50	43	DAY	3:18.191	3:30.430	12.239
51	44	DAVIES	2:11.798	44	DAVIES	1:06.610	51	44	DAVIES	3:18.408	3:33.623	15.215
52	15	JONES	2:26.384	43	DAY	1:07.414	52	15	JONES	3:27.054		
53												

Weather / Track : Cloudy / Wet

Snetterton 300

Circuit Length = 2.9689 miles

Start: 10:31 Flag 10:41 End: 10:41

Results can be found at www.tsl-timing.com

Printed - 10:45 Saturday, 25 April 2015

BMCRC - MRO Championships 2015 - Rnd 2 @ Snetterton 300



HOYL INSURANCE

MRO Minitwins

RACE 7 - GRID (5 Laps)

ROW 11	33	3 Marcus NEWALL	32	87 Tristan REVELL	31	65 Richard BUTT	2:59.312
ROW 10	30	2:52.719 48 Shaun WALLIS	29	2:51.956 73 Vincent LEWIN	28	2:51.348 76 Charlie KING	
ROW 9	27	2:50.951 99 Lee WINTERS	26	2:49.563 169 Robert MILES	25	2:49.494 39 Rob WILLIAMS	
ROW 8	24	2:47.795 28 Dominic VEASEY	23	2:46.873 72 Kevin MILLER	22	2:44.950 11 Paul TAFFURELLI	
ROW 7	21	2:44.284 5 Barry MANTELL	20	2:43.945 145 Peter MOORE	19	2:42.772 118 James PLUMMER	
ROW 6	18	2:41.945 124 Kurtis BUTLER	17	2:41.774 111 Ryan FOLKES	16	2:41.400 35 Tyler WALSH	
ROW 5	15	2:40.894 7 Richard HICKLING	14	2:40.782 81 Malvern MAY	13	2:40.670 37 Stephen WILSON	
ROW 4	12	2:40.106 51 Theo RUTTER	11	2:39.969 59 Martin FOORD	10	2:39.906 58 Steve COSTIN	
ROW 3	9	2:32.991 52 Paul JOHNSTON	8	2:32.980 54 Adam JAMISON	7	2:32.114 64 Joe BUXTON	
ROW 2	6	2:31.439 139 Byron KIRK	5	2:30.683 30 Richard GOODE	4	2:30.576 98 Steven TOPPING	
ROW 1	3	2:28.528 777 Mason WILLIAMS	2	2:27.807 92 Matt LAST	1	2:26.022 40 Paul WILBY	
Pole							

Snetterton 300
Circuit Length = 2.9689 miles

These results are provisional until the conclusion of any judicial and technical matters.

Clerk Of Course :	Timekeeper :
-------------------	--------------

Results can be found at www.tsl-timing.com

Printed - 10:46 Saturday, 25 April 2015



BMCRC - MRO Championships 2015 - Rnd 2 @ Snetterton 300



HOYL INSURANCE

MRO Minitwins

RACE 7 - CLASSIFICATION

POS	NO	NAME	ENTRY	LAPS	TIME	GAP	DIFF	MPH	BEST	ON
1	30	Richard GOODE	Suzuki - Wps Ltd / Geoff Hand Automotive Engineer	5	10:40.808			83.39	2:06.449	4
2	40	Paul WILBY	Suzuki - Nutsmoto	5	10:40.839	0.031	0.031	83.39	2:06.769	4
3	64	Joe BUXTON	Suzuki - Buxton Racing	5	10:41.508	0.700	0.669	83.30	2:05.820	5
4	777	Mason WILLIAMS	Suzuki -	5	10:44.292	3.484	2.784	82.94	2:06.701	4
5	124	Kurtis BUTLER	Suzuki -	5	10:45.282	4.474	0.990	82.81	2:07.075	2
6	92	Matt LAST	Suzuki - Phase 5 Technology	5	10:52.176	11.368	6.894	81.94	2:08.226	3
7	98	Steven TOPPING	Suzuki - HDS / Nutsmoto	5	10:54.899	14.091	2.723	81.60	2:09.183	5
8	139	Byron KIRK	Suzuki -	5	11:00.205	19.397	5.306	80.94	2:10.748	5
9	76	Charlie KING	Suzuki -	5	11:00.305	19.497	0.100	80.93	2:07.908	4
10	58	Steve COSTIN	Suzuki - AUTO REVIVE, SAKURA, LKY7SPORTS	5	11:05.289	24.481	4.984	80.32	2:10.515	4
11	54	Adam JAMISON	Suzuki -	5	11:07.010	26.202	1.721	80.11	2:11.188	4
12	52	Paul JOHNSTON	Suzuki - ePayMe	5	11:07.684	26.876	0.674	80.03	2:11.721	4
13	7	Richard HICKLING	Suzuki -	5	11:09.840	29.032	2.156	79.78	2:10.536	5
14	5	Barry MANTELL	Suzuki - Streets Installations	5	11:12.739	31.931	2.899	79.43	2:11.498	4
15	111	Ryan FOLKES	Suzuki -	5	11:14.200	33.392	1.461	79.26	2:11.004	4
16	51	Theo RUTTER	Suzuki -	5	11:20.958	40.150	6.758	78.47	2:13.439	5
17	145	Peter MOORE	Suzuki - Curphs Cuttings	5	11:21.137	40.329	0.179	78.45	2:12.848	5
18	35	Tyler WALSH	Suzuki - GBR Powerlines	5	11:21.268	40.460	0.131	78.44	2:11.315	4
19	37	Stephen WILSON	Suzuki -	5	11:21.773	40.965	0.505	78.38	2:11.459	5
20	81	Malvern MAY	Suzuki -	5	11:28.055	47.247	6.282	77.66	2:14.341	5
21	118	James PLUMMER	Suzuki -	5	11:28.658	47.850	0.603	77.60	2:14.016	5
22	59	Martin FOORD	Suzuki -	5	11:30.081	49.273	1.423	77.44	2:15.592	4
23	87	Tristan REVELL	Suzuki -	5	11:32.116	51.308	2.035	77.21	2:15.479	5
24	28	Dominic VEASEY	Suzuki -	5	11:33.026	52.218	0.910	77.11	2:14.768	4
25	48	Shaun WALLIS	Suzuki -	5	11:37.278	56.470	4.252	76.64	2:15.018	4
26	3	Marcus NEWALL	Suzuki - Mum & Dad	5	11:40.889	1:00.081	3.611	76.24	2:16.502	5
27	39	Rob WILLIAMS	Suzuki -	5	11:42.937	1:02.129	2.048	76.02	2:17.155	3
28	169	Robert MILES	Suzuki - The Bike Shop Long Eaton	5	11:49.129	1:08.321	6.192	75.36	2:18.578	4
29	65	Richard BUTT	Suzuki - K.J. Shelley Builders	5	11:52.268	1:11.460	3.139	75.02	2:14.620	4
30	72	Kevin MILLER	Suzuki - Mechanical Air Supplies Ltd	5	11:59.149	1:18.341	6.881	74.31	2:19.600	4
31	99	Lee WINTERS	Suzuki -	5	12:00.888	1:20.080	1.739	74.13	2:20.995	5
32	73	Vincent LEWIN	Suzuki - Vinitwin Racing DotCo	5	12:35.614	1:54.806	34.726	70.72	2:27.508	4

NOT CLASSIFIED

DNF	11	Paul TAFFURELLI	Suzuki - Jesfer Technology	4	9:18.750	1 Lap	1 Lap	76.51	2:15.084	2
-----	----	-----------------	----------------------------	---	----------	-------	-------	-------	----------	---

FASTEST LAP

64	Joe BUXTON	Suzuki - Buxton Racing	5	2:05.820	84.94 mph	136.70 kph
----	------------	------------------------	---	----------	-----------	------------

90% of Race Speed = 75.05 mph

Snetterton 300

Circuit Length = 2.9689 miles

Start: 14:05 Flag 14:15 End: 14:17

Weather / Track : Cloudy / Dry

These results are provisional until the conclusion of any judicial and technical matters.

Clerk Of Course :	Timekeeper :
-------------------	--------------

Results can be found at www.tsl-timing.com

Printed - 14:18 Saturday, 25 April 2015



BMCRC - MRO Championships 2015 - Rnd 2 @ Snetterton 300

MRO Minitwins

RACE 7 - LAP CHART

LAP 1 @ 14:07:26.778			LAP 2 @ 14:09:33.903			LAP 3 @ 14:11:40.983			LAP 4 @ 14:13:47.714			LAP 5 @ 14:15:54.959		
NO	BEHIND	LAP TIME	NO	BEHIND	LAP TIME	NO	BEHIND	LAP TIME	NO	BEHIND	LAP TIME	NO	BEHIND	LAP TIME
40		2:12.627	30		2:07.089	40		2:07.043	30		2:06.449	30		2:07.245
30	0.036	2:12.663	40	0.037	2:07.162	30	0.282	2:07.362	40	0.038	2:06.769	40	0.031	2:07.238
64	1.675	2:14.302	64	2.537	2:07.987	64	2.858	2:07.401	64	2.125	2:05.998	64	0.700	2:05.820
92	2.036	2:14.663	124	2.881	2:07.075	124	3.176	2:07.375	124	3.577	2:07.132	777	3.484	2:07.125
98	2.558	2:15.185	92	3.155	2:08.244	777	3.634	2:06.875	777	3.604	2:06.701	124	4.474	2:08.142
777	2.815	2:15.442	777	3.839	2:08.149	92	4.301	2:08.226	92	7.004	2:09.434	92	11.368	2:11.609
124	2.931	2:15.558	98	5.053	2:09.620	98	8.669	2:10.696	98	12.153	2:10.215	98	14.091	2:09.183
139	4.302	2:16.929	139	8.014	2:10.837	139	11.737	2:10.803	139	15.894	2:10.888	139	19.397	2:10.748
52	5.817	2:18.444	58	10.848	2:11.463	58	15.790	2:12.022	76	18.816	2:07.908	76	19.497	2:07.926
58	6.510	2:19.137	52	11.747	2:13.055	52	16.796	2:12.129	58	19.574	2:10.515	58	24.481	2:12.152
54	7.294	2:19.921	54	12.538	2:12.369	54	17.620	2:12.162	52	21.786	2:11.721	54	26.202	2:11.370
7	10.990	2:23.617	76	15.011	2:10.838	76	17.639	2:09.708	54	22.077	2:11.188	52	26.876	2:12.335
5	11.216	2:23.843	7	16.440	2:12.575	7	21.487	2:12.127	7	25.741	2:10.985	7	29.032	2:10.536
76	11.298	2:23.925	5	16.841	2:12.750	5	22.178	2:12.417	5	26.945	2:11.498	5	31.931	2:12.231
59	11.542	2:24.169	51	18.870	2:14.338	111	23.793	2:11.969	111	28.066	2:11.004	111	33.392	2:12.571
51	11.657	2:24.284	111	18.904	2:13.744	51	25.861	2:14.071	51	33.956	2:14.826	51	40.150	2:13.439
37	12.220	2:24.847	145	22.062	2:14.651	145	28.514	2:13.532	145	34.726	2:12.943	145	40.329	2:12.848
111	12.285	2:24.912	59	22.074	2:17.657	37	30.365	2:14.849	35	35.418	2:11.315	35	40.460	2:12.287
81	12.728	2:25.355	37	22.596	2:17.501	35	30.834	2:14.244	37	36.751	2:13.117	37	40.965	2:11.459
118	13.429	2:26.056	81	22.933	2:17.330	81	32.033	2:16.180	81	40.151	2:14.849	81	47.247	2:14.341
145	14.536	2:27.163	118	23.115	2:16.811	59	32.060	2:17.066	59	40.921	2:15.592	118	47.850	2:14.016
28	14.722	2:27.349	11	23.356	2:15.084	118	32.301	2:16.266	118	41.079	2:15.509	59	49.273	2:15.597
11	15.397	2:28.024	35	23.670	2:13.166	87	33.768	2:16.170	28	42.872	2:14.768	87	51.308	2:15.479
87	16.243	2:28.870	87	24.678	2:15.560	28	34.835	2:16.767	87	43.074	2:16.037	28	52.218	2:16.591
3	16.751	2:29.378	28	25.148	2:17.551	11	35.240	2:18.964	11	45.187	2:16.678	48	56.470	2:16.915
48	17.523	2:30.150	48	28.757	2:18.359	65	37.817	2:15.613	65	45.706	2:14.620	3	1:00.081	2:16.502
35	17.629	2:30.256	65	29.284	2:18.653	48	38.513	2:16.836	48	46.800	2:15.018	39	1:02.129	2:17.602
65	17.756	2:30.383	3	29.486	2:19.860	3	40.126	2:17.720	3	50.824	2:17.429	169	1:08.321	2:19.458
39	18.992	2:31.619	39	30.637	2:18.770	39	40.712	2:17.155	39	51.772	2:17.791	65	1:11.460	2:32.999
169	19.115	2:31.742	169	31.763	2:19.773	169	44.261	2:19.578	169	56.108	2:18.578	72	1:18.341	2:21.003
99	20.523	2:33.150	99	35.608	2:22.210	99	51.677	2:23.149	72	1:04.583	2:19.600	99	1:20.080	2:20.995
72	22.773	2:35.400	72	36.889	2:21.241	72	51.714	2:21.905	99	1:06.330	2:21.384	73	1:54.806	2:28.233
73	26.799	2:39.426	73	50.646	2:30.972	73	1:13.041	2:29.475	73	1:33.818	2:27.508			

Weather / Track : Cloudy / Dry

Snetterton 300

Circuit Length = 2.9689 miles

Start: 14:05 Flag 14:15 End: 14:17

Results can be found at www.tsl-timing.com

Printed - 14:19 Saturday, 25 April 2015

BMCRC - MRO Championships 2015 - Rnd 2 @ Snetterton 300

MRO Minitwins

RACE 7 - SECTOR ANALYSIS

SECTOR 1 = FL to I1, SECTOR 2 = I1 to I2, SECTOR 3 = I2 to FL, DIFF = Difference To Personal Best Lap

P1 30		Richard GOODE		Suzuki - Wps Ltd / Geoff Hand Automotive Engineering		
IDEAL LAP TIME : 2:06.279		BEST LAP TIME : 2:06.449		DIFFERENCE : 0.170		
LAP	SECTOR 1	SECTOR 2	LAP TIME	MPH	DIFF	TIME OF DAY
1 -		42.485	2:12.663	80.56	6.214	14:07:26.814
2 -	1:24.784	42.305	2:07.089 (2)	84.09	0.640	14:09:33.903
3 -	1:25.035	42.327	2:07.362	83.91	0.913	14:11:41.265
4 -	1:24.271	42.178	2:06.449 (1)	84.52		14:13:47.714
5 -	1:25.237	42.008	2:07.245 (3)	83.99	0.796	14:15:54.959

P2 40		Paul WILBY		Suzuki - Nutsmoto		
IDEAL LAP TIME : 2:06.762		BEST LAP TIME : 2:06.769		DIFFERENCE : 0.007		
LAP	SECTOR 1	SECTOR 2	LAP TIME	MPH	DIFF	TIME OF DAY
1 -		42.455	2:12.627	80.58	5.858	14:07:26.778
2 -	1:24.818	42.344	2:07.162 (3)	84.05	0.393	14:09:33.940
3 -	1:24.939	42.104	2:07.043 (2)	84.12	0.274	14:11:40.983
4 -	1:24.825	41.944	2:06.769 (1)	84.31		14:13:47.752
5 -	1:25.220	42.018	2:07.238	84.00	0.469	14:15:54.990

P3 64		Joe BUXTON		Suzuki - Buxton Racing		
IDEAL LAP TIME : 2:05.603		BEST LAP TIME : 2:05.820		DIFFERENCE : 0.217		
LAP	SECTOR 1	SECTOR 2	LAP TIME	MPH	DIFF	TIME OF DAY
1 -		43.006	2:14.302	79.58	8.482	14:07:28.453
2 -	1:25.698	42.289	2:07.987	83.50	2.167	14:09:36.440
3 -	1:25.126	42.275	2:07.401 (3)	83.89	1.581	14:11:43.841
4 -	1:24.349	41.649	2:05.998 (2)	84.82	0.178	14:13:49.839
5 -	1:23.954	41.866	2:05.820 (1)	84.94		14:15:55.659

P4 777		Mason WILLIAMS		Suzuki -		
IDEAL LAP TIME : 2:06.089		BEST LAP TIME : 2:06.701		DIFFERENCE : 0.612		
LAP	SECTOR 1	SECTOR 2	LAP TIME	MPH	DIFF	TIME OF DAY
1 -		43.949	2:15.442	78.91	8.741	14:07:29.593
2 -	1:25.721	42.428	2:08.149	83.40	1.448	14:09:37.742
3 -	1:24.754	42.121	2:06.875 (2)	84.24	0.174	14:11:44.617
4 -	1:24.261	42.440	2:06.701 (1)	84.35		14:13:51.318
5 -	1:25.297	41.828	2:07.125 (3)	84.07	0.424	14:15:58.443

P5 124		Kurtis BUTLER		Suzuki -		
IDEAL LAP TIME : 2:07.010		BEST LAP TIME : 2:07.075		DIFFERENCE : 0.065		
LAP	SECTOR 1	SECTOR 2	LAP TIME	MPH	DIFF	TIME OF DAY
1 -		43.035	2:15.558	78.84	8.483	14:07:29.709
2 -	1:24.715	42.360	2:07.075 (1)	84.10		14:09:36.784
3 -	1:25.008	42.367	2:07.375 (3)	83.91	0.300	14:11:44.159
4 -	1:24.650	42.482	2:07.132 (2)	84.07	0.057	14:13:51.291
5 -	1:25.360	42.782	2:08.142	83.40	1.067	14:15:59.433

P6 92		Matt LAST		Suzuki - Phase 5 Technology		
IDEAL LAP TIME : 2:08.075		BEST LAP TIME : 2:08.226		DIFFERENCE : 0.151		
LAP	SECTOR 1	SECTOR 2	LAP TIME	MPH	DIFF	TIME OF DAY
1 -		43.344	2:14.663	79.36	6.437	14:07:28.814
2 -	1:25.568	42.676	2:08.244 (2)	83.34	0.018	14:09:37.058
3 -	1:25.399	42.827	2:08.226 (1)	83.35		14:11:45.284
4 -	1:26.182	43.252	2:09.434 (3)	82.57	1.208	14:13:54.718
5 -	1:27.144	44.465	2:11.609	81.21	3.383	14:16:06.327

P7 98		Steven TOPPING		Suzuki - HDS / Nutsmoto		
IDEAL LAP TIME : 2:09.183		BEST LAP TIME : 2:09.183		DIFFERENCE : 0.000		
LAP	SECTOR 1	SECTOR 2	LAP TIME	MPH	DIFF	TIME OF DAY

Weather / Track : Cloudy / Dry

Snetterton 300
Circuit Length = 2.9689 miles
Start: 14:05 Flag 14:15 End: 14:17

BMCRC - MRO Championships 2015 - Rnd 2 @ Snetterton 300

MRO Minitwins

RACE 7 - SECTOR ANALYSIS

SECTOR 1 = FL to I1, SECTOR 2 = I1 to I2, SECTOR 3 = I2 to FL, DIFF = Difference To Personal Best Lap

1 -		43.055		2:15.185	79.06	6.002	14:07:29.336
2 -	1:26.642	42.978		2:09.620 (2)	82.45	0.437	14:09:38.956
3 -	1:27.404	43.292		2:10.696	81.77	1.513	14:11:49.652
4 -	1:27.027	43.188		2:10.215 (3)	82.08	1.032	14:13:59.867
5 -	1:26.410	42.773		2:09.183 (1)	82.73		14:16:09.050

P8 139		Byron KIRK		Suzuki -			
IDEAL LAP TIME : 2:10.727		BEST LAP TIME : 2:10.748		DIFFERENCE : 0.021			
LAP	SECTOR 1	SECTOR 2	LAP TIME	MPH	DIFF	TIME OF DAY	
1 -		43.678	2:16.929	78.05	6.181	14:07:31.080	
2 -	1:27.136	43.701	2:10.837 (3)	81.69	0.089	14:09:41.917	
3 -	1:27.131	43.672	2:10.803 (2)	81.71	0.055	14:11:52.720	
4 -	1:27.234	43.654	2:10.888	81.65	0.140	14:14:03.608	
5 -	1:27.073	43.675	2:10.748 (1)	81.74		14:16:14.356	

P9 76		Charlie KING		Suzuki -			
IDEAL LAP TIME : 2:07.406		BEST LAP TIME : 2:07.908		DIFFERENCE : 0.502			
LAP	SECTOR 1	SECTOR 2	LAP TIME	MPH	DIFF	TIME OF DAY	
1 -		45.162	2:23.925	74.26	16.017	14:07:38.076	
2 -	1:27.704	43.134	2:10.838	81.68	2.930	14:09:48.914	
3 -	1:26.701	43.007	2:09.708 (3)	82.40	1.800	14:11:58.622	
4 -	1:25.591	42.317	2:07.908 (1)	83.56		14:14:06.530	
5 -	1:25.089	42.837	2:07.926 (2)	83.54	0.018	14:16:14.456	

P10 58		Steve COSTIN		Suzuki - AUTO REVIVE,SAKURA,LKY7SPORTS			
IDEAL LAP TIME : 2:10.515		BEST LAP TIME : 2:10.515		DIFFERENCE : 0.000			
LAP	SECTOR 1	SECTOR 2	LAP TIME	MPH	DIFF	TIME OF DAY	
1 -		44.067	2:19.137	76.81	8.622	14:07:33.288	
2 -	1:27.562	43.901	2:11.463 (2)	81.30	0.948	14:09:44.751	
3 -	1:27.816	44.206	2:12.022 (3)	80.95	1.507	14:11:56.773	
4 -	1:27.356	43.159	2:10.515 (1)	81.89		14:14:07.288	
5 -	1:27.675	44.477	2:12.152	80.87	1.637	14:16:19.440	

P11 54		Adam JAMISON		Suzuki -			
IDEAL LAP TIME : 2:10.696		BEST LAP TIME : 2:11.188		DIFFERENCE : 0.492			
LAP	SECTOR 1	SECTOR 2	LAP TIME	MPH	DIFF	TIME OF DAY	
1 -		44.377	2:19.921	76.38	8.733	14:07:34.072	
2 -	1:28.238	44.131	2:12.369	80.74	1.181	14:09:46.441	
3 -	1:28.151	44.011	2:12.162 (3)	80.87	0.974	14:11:58.603	
4 -	1:27.745	43.443	2:11.188 (1)	81.47		14:14:09.791	
5 -	1:27.253	44.117	2:11.370 (2)	81.35	0.182	14:16:21.161	

P12 52		Paul JOHNSTON		Suzuki - ePayMe			
IDEAL LAP TIME : 2:11.565		BEST LAP TIME : 2:11.721		DIFFERENCE : 0.156			
LAP	SECTOR 1	SECTOR 2	LAP TIME	MPH	DIFF	TIME OF DAY	
1 -		44.338	2:18.444	77.20	6.723	14:07:32.595	
2 -	1:28.418	44.637	2:13.055	80.32	1.334	14:09:45.650	
3 -	1:28.057	44.072	2:12.129 (2)	80.89	0.408	14:11:57.779	
4 -	1:27.493	44.228	2:11.721 (1)	81.14		14:14:09.500	
5 -	1:27.889	44.446	2:12.335 (3)	80.76	0.614	14:16:21.835	

P13 7		Richard HICKLING		Suzuki -			
IDEAL LAP TIME : 2:10.536		BEST LAP TIME : 2:10.536		DIFFERENCE : 0.000			
LAP	SECTOR 1	SECTOR 2	LAP TIME	MPH	DIFF	TIME OF DAY	
1 -		46.373	2:23.617	74.42	13.081	14:07:37.768	
2 -	1:28.186	44.389	2:12.575	80.61	2.039	14:09:50.343	
3 -	1:27.608	44.519	2:12.127 (3)	80.89	1.591	14:12:02.470	
4 -	1:26.960	44.025	2:10.985 (2)	81.59	0.449	14:14:13.455	

Weather / Track : Cloudy / Dry

Snetterton 300

Circuit Length = 2.9689 miles

Start: 14:05 Flag 14:15 End: 14:17

BMCRC - MRO Championships 2015 - Rnd 2 @ Snetterton 300

MRO Minitwins

RACE 7 - SECTOR ANALYSIS

SECTOR 1 = FL to I1, SECTOR 2 = I1 to I2, SECTOR 3 = I2 to FL, DIFF = Difference To Personal Best Lap

5 - 1:26.604 43.932 2:10.536 (1) 81.87 14:16:23.991

P14 5 Barry MANTELL		Suzuki - Streets Installations				
IDEAL LAP TIME : 2:11.498		BEST LAP TIME : 2:11.498		DIFFERENCE : 0.000		
LAP	SECTOR 1	SECTOR 2	LAP TIME	MPH	DIFF	TIME OF DAY
1 -		45.995	2:23.843	74.30	12.345	14:07:37.994
2 -	1:28.553	44.197	2:12.750	80.51	1.252	14:09:50.744
3 -	1:28.349	44.068	2:12.417 (3)	80.71	0.919	14:12:03.161
4 -	1:27.669	43.829	2:11.498 (1)	81.27		14:14:14.659
5 -	1:28.371	43.860	2:12.231 (2)	80.82	0.733	14:16:26.890

P15 111 Ryan FOLKES		Suzuki -				
IDEAL LAP TIME : 2:11.004		BEST LAP TIME : 2:11.004		DIFFERENCE : 0.000		
LAP	SECTOR 1	SECTOR 2	LAP TIME	MPH	DIFF	TIME OF DAY
1 -		45.421	2:24.912	73.75	13.908	14:07:39.063
2 -	1:28.993	44.751	2:13.744	79.91	2.740	14:09:52.807
3 -	1:27.977	43.992	2:11.969 (2)	80.98	0.965	14:12:04.776
4 -	1:27.038	43.966	2:11.004 (1)	81.58		14:14:15.780
5 -	1:28.225	44.346	2:12.571 (3)	80.62	1.567	14:16:28.351

P16 51 Theo RUTTER		Suzuki -				
IDEAL LAP TIME : 2:13.439		BEST LAP TIME : 2:13.439		DIFFERENCE : 0.000		
LAP	SECTOR 1	SECTOR 2	LAP TIME	MPH	DIFF	TIME OF DAY
1 -		46.883	2:24.284	74.07	10.845	14:07:38.435
2 -	1:29.320	45.018	2:14.338 (3)	79.56	0.899	14:09:52.773
3 -	1:29.025	45.046	2:14.071 (2)	79.71	0.632	14:12:06.844
4 -	1:29.921	44.905	2:14.826	79.27	1.387	14:14:21.670
5 -	1:28.583	44.856	2:13.439 (1)	80.09		14:16:35.109

P17 145 Peter MOORE		Suzuki - Curphs Cuttings				
IDEAL LAP TIME : 2:12.388		BEST LAP TIME : 2:12.848		DIFFERENCE : 0.460		
LAP	SECTOR 1	SECTOR 2	LAP TIME	MPH	DIFF	TIME OF DAY
1 -		45.851	2:27.163	72.62	14.315	14:07:41.314
2 -	1:29.582	45.069	2:14.651	79.37	1.803	14:09:55.965
3 -	1:29.071	44.461	2:13.532 (3)	80.04	0.684	14:12:09.497
4 -	1:28.797	44.146	2:12.943 (2)	80.39	0.095	14:14:22.440
5 -	1:28.242	44.606	2:12.848 (1)	80.45		14:16:35.288

P18 35 Tyler WALSH		Suzuki - GBR Powerlines				
IDEAL LAP TIME : 2:11.315		BEST LAP TIME : 2:11.315		DIFFERENCE : 0.000		
LAP	SECTOR 1	SECTOR 2	LAP TIME	MPH	DIFF	TIME OF DAY
1 -		46.636	2:30.256	71.13	18.941	14:07:44.407
2 -	1:27.767	45.399	2:13.166 (3)	80.26	1.851	14:09:57.573
3 -	1:29.661	44.583	2:14.244	79.61	2.929	14:12:11.817
4 -	1:27.179	44.136	2:11.315 (1)	81.39		14:14:23.132
5 -	1:27.712	44.575	2:12.287 (2)	80.79	0.972	14:16:35.419

P19 37 Stephen WILSON		Suzuki -				
IDEAL LAP TIME : 2:11.459		BEST LAP TIME : 2:11.459		DIFFERENCE : 0.000		
LAP	SECTOR 1	SECTOR 2	LAP TIME	MPH	DIFF	TIME OF DAY
1 -		46.161	2:24.847	73.78	13.388	14:07:38.998
2 -	1:31.271	46.230	2:17.501	77.73	6.042	14:09:56.499
3 -	1:30.282	44.567	2:14.849 (3)	79.25	3.390	14:12:11.348
4 -	1:29.216	43.901	2:13.117 (2)	80.29	1.658	14:14:24.465
5 -	1:27.878	43.581	2:11.459 (1)	81.30		14:16:35.924

Weather / Track : Cloudy / Dry

Snetterton 300

Circuit Length = 2.9689 miles

Start: 14:05 Flag 14:15 End: 14:17

BMCRC - MRO Championships 2015 - Rnd 2 @ Snetterton 300

MRO Minitwins

RACE 7 - SECTOR ANALYSIS

SECTOR 1 = FL to I1, SECTOR 2 = I1 to I2, SECTOR 3 = I2 to FL, DIFF = Difference To Personal Best Lap

P20 81		Malvern MAY		Suzuki -		
IDEAL LAP TIME : 2:14.341		BEST LAP TIME : 2:14.341		DIFFERENCE : 0.000		
LAP	SECTOR 1	SECTOR 2	LAP TIME	MPH	DIFF	TIME OF DAY
1 -		45.565	2:25.355	73.53	11.014	14:07:39.506
2 -	1:31.570	45.760	2:17.330	77.82	2.989	14:09:56.836
3 -	1:30.931	45.249	2:16.180 (3)	78.48	1.839	14:12:13.016
4 -	1:29.912	44.937	2:14.849 (2)	79.25	0.508	14:14:27.865
5 -	1:29.625	44.716	2:14.341 (1)	79.55		14:16:42.206

P21 118		James PLUMMER		Suzuki -		
IDEAL LAP TIME : 2:14.016		BEST LAP TIME : 2:14.016		DIFFERENCE : 0.000		
LAP	SECTOR 1	SECTOR 2	LAP TIME	MPH	DIFF	TIME OF DAY
1 -		45.953	2:26.056	73.17	12.040	14:07:40.207
2 -	1:30.682	46.129	2:16.811	78.12	2.795	14:09:57.018
3 -	1:31.076	45.190	2:16.266 (3)	78.43	2.250	14:12:13.284
4 -	1:30.269	45.240	2:15.509 (2)	78.87	1.493	14:14:28.793
5 -	1:29.825	44.191	2:14.016 (1)	79.75		14:16:42.809

P22 59		Martin FOORD		Suzuki -		
IDEAL LAP TIME : 2:15.548		BEST LAP TIME : 2:15.592		DIFFERENCE : 0.044		
LAP	SECTOR 1	SECTOR 2	LAP TIME	MPH	DIFF	TIME OF DAY
1 -		46.870	2:24.169	74.13	8.577	14:07:38.320
2 -	1:31.286	46.371	2:17.657	77.64	2.065	14:09:55.977
3 -	1:31.001	46.065	2:17.066 (3)	77.97	1.474	14:12:13.043
4 -	1:30.284	45.308	2:15.592 (1)	78.82		14:14:28.635
5 -	1:30.333	45.264	2:15.597 (2)	78.82	0.005	14:16:44.232

P23 87		Tristan REVELL		Suzuki -		
IDEAL LAP TIME : 2:14.660		BEST LAP TIME : 2:15.479		DIFFERENCE : 0.819		
LAP	SECTOR 1	SECTOR 2	LAP TIME	MPH	DIFF	TIME OF DAY
1 -		46.540	2:28.870	71.79	13.391	14:07:43.021
2 -	1:28.927	46.633	2:15.560 (2)	78.84	0.081	14:09:58.581
3 -	1:30.435	45.735	2:16.170	78.49	0.691	14:12:14.751
4 -	1:29.688	46.349	2:16.037 (3)	78.56	0.558	14:14:30.788
5 -	1:28.925	46.554	2:15.479 (1)	78.89		14:16:46.267

P24 28		Dominic VEASEY		Suzuki -		
IDEAL LAP TIME : 2:14.654		BEST LAP TIME : 2:14.768		DIFFERENCE : 0.114		
LAP	SECTOR 1	SECTOR 2	LAP TIME	MPH	DIFF	TIME OF DAY
1 -		46.321	2:27.349	72.53	12.581	14:07:41.500
2 -	1:30.811	46.740	2:17.551	77.70	2.783	14:09:59.051
3 -	1:30.832	45.935	2:16.767 (3)	78.14	1.999	14:12:15.818
4 -	1:29.370	45.398	2:14.768 (1)	79.30		14:14:30.586
5 -	1:29.256	47.335	2:16.591 (2)	78.24	1.823	14:16:47.177

P25 48		Shaun WALLIS		Suzuki -		
IDEAL LAP TIME : 2:15.018		BEST LAP TIME : 2:15.018		DIFFERENCE : 0.000		
LAP	SECTOR 1	SECTOR 2	LAP TIME	MPH	DIFF	TIME OF DAY
1 -		47.427	2:30.150	71.18	15.132	14:07:44.301
2 -	1:31.921	46.438	2:18.359	77.24	3.341	14:10:02.660
3 -	1:31.318	45.518	2:16.836 (2)	78.10	1.818	14:12:19.496
4 -	1:29.862	45.156	2:15.018 (1)	79.16		14:14:34.514
5 -	1:30.633	46.282	2:16.915 (3)	78.06	1.897	14:16:51.429

P26 3		Marcus NEWALL		Suzuki - Mum & Dad		
IDEAL LAP TIME : 2:16.502		BEST LAP TIME : 2:16.502		DIFFERENCE : 0.000		
LAP	SECTOR 1	SECTOR 2	LAP TIME	MPH	DIFF	TIME OF DAY
1 -						
2 -						
3 -						
4 -						
5 -						

Weather / Track : Cloudy / Dry

Snetterton 300
Circuit Length = 2.9689 miles
Start: 14:05 Flag 14:15 End: 14:17

BMCRC - MRO Championships 2015 - Rnd 2 @ Snetterton 300

MRO Minitwins

RACE 7 - SECTOR ANALYSIS

SECTOR 1 = FL to I1, SECTOR 2 = I1 to I2, SECTOR 3 = I2 to FL, DIFF = Difference To Personal Best Lap

1 -		46.729		2:29.378	71.55	12.876	14:07:43.529
2 -	1:33.661	46.199		2:19.860	76.41	3.358	14:10:03.389
3 -	1:32.153	45.567		2:17.720 (3)	77.60	1.218	14:12:21.109
4 -	1:31.785	45.644		2:17.429 (2)	77.77	0.927	14:14:38.538
5 -	1:31.594	44.908		2:16.502 (1)	78.29		14:16:55.040

P27 39		Rob WILLIAMS		Suzuki -			
IDEAL LAP TIME : 2:17.083		BEST LAP TIME : 2:17.155		DIFFERENCE : 0.072			
LAP	SECTOR 1	SECTOR 2	LAP TIME	MPH	DIFF	TIME OF DAY	
1 -		47.622	2:31.619	70.49	14.464	14:07:45.770	
2 -	1:31.880	46.890	2:18.770	77.02	1.615	14:10:04.540	
3 -	1:31.218	45.937	2:17.155 (1)	77.92		14:12:21.695	
4 -	1:31.361	46.430	2:17.791 (3)	77.56	0.636	14:14:39.486	
5 -	1:31.146	46.456	2:17.602 (2)	77.67	0.447	14:16:57.088	

P28 169		Robert MILES		Suzuki - The Bike Shop Long Eaton			
IDEAL LAP TIME : 2:18.578		BEST LAP TIME : 2:18.578		DIFFERENCE : 0.000			
LAP	SECTOR 1	SECTOR 2	LAP TIME	MPH	DIFF	TIME OF DAY	
1 -		46.826	2:31.742	70.43	13.164	14:07:45.893	
2 -	1:33.224	46.549	2:19.773	76.46	1.195	14:10:05.666	
3 -	1:33.418	46.160	2:19.578 (3)	76.57	1.000	14:12:25.244	
4 -	1:32.603	45.975	2:18.578 (1)	77.12		14:14:43.822	
5 -	1:32.918	46.540	2:19.458 (2)	76.64	0.880	14:17:03.280	

P29 65		Richard BUTT		Suzuki - K.J. Shelley Builders			
IDEAL LAP TIME : 2:14.296		BEST LAP TIME : 2:14.620		DIFFERENCE : 0.324			
LAP	SECTOR 1	SECTOR 2	LAP TIME	MPH	DIFF	TIME OF DAY	
1 -		47.602	2:30.383	71.07	15.763	14:07:44.534	
2 -	1:32.620	46.033	2:18.653 (3)	77.08	4.033	14:10:03.187	
3 -	1:30.679	44.934	2:15.613 (2)	78.81	0.993	14:12:18.800	
4 -	1:29.362	45.258	2:14.620 (1)	79.39		14:14:33.420	
5 -	1:47.130	45.869	2:32.999	69.85	18.379	14:17:06.419	

P30 72		Kevin MILLER		Suzuki - Mechanical Air Supplies Ltd			
IDEAL LAP TIME : 2:19.600		BEST LAP TIME : 2:19.600		DIFFERENCE : 0.000			
LAP	SECTOR 1	SECTOR 2	LAP TIME	MPH	DIFF	TIME OF DAY	
1 -		49.012	2:35.400	68.77	15.800	14:07:49.551	
2 -	1:32.797	48.444	2:21.241 (3)	75.67	1.641	14:10:10.792	
3 -	1:33.751	48.154	2:21.905	75.31	2.305	14:12:32.697	
4 -	1:32.050	47.550	2:19.600 (1)	76.56		14:14:52.297	
5 -	1:33.429	47.574	2:21.003 (2)	75.80	1.403	14:17:13.300	

P31 99		Lee WINTERS		Suzuki -			
IDEAL LAP TIME : 2:20.977		BEST LAP TIME : 2:20.995		DIFFERENCE : 0.018			
LAP	SECTOR 1	SECTOR 2	LAP TIME	MPH	DIFF	TIME OF DAY	
1 -		47.465	2:33.150	69.78	12.155	14:07:47.301	
2 -	1:34.821	47.389	2:22.210 (3)	75.15	1.215	14:10:09.511	
3 -	1:35.085	48.064	2:23.149	74.66	2.154	14:12:32.660	
4 -	1:34.399	46.985	2:21.384 (2)	75.59	0.389	14:14:54.044	
5 -	1:33.992	47.003	2:20.995 (1)	75.80		14:17:15.039	

P32 73		Vincent LEWIN		Suzuki - Vinitwin Racing DotCo			
IDEAL LAP TIME : 2:27.508		BEST LAP TIME : 2:27.508		DIFFERENCE : 0.000			
LAP	SECTOR 1	SECTOR 2	LAP TIME	MPH	DIFF	TIME OF DAY	
1 -		51.158	2:39.426	67.04	11.918	14:07:53.577	
2 -	1:38.256	52.716	2:30.972	70.79	3.464	14:10:24.549	
3 -	1:38.041	51.434	2:29.475 (3)	71.50	1.967	14:12:54.024	
4 -	1:37.394	50.114	2:27.508 (1)	72.45		14:15:21.532	

Weather / Track : Cloudy / Dry

Snetterton 300
Circuit Length = 2.9689 miles
Start: 14:05 Flag 14:15 End: 14:17

BMCRC - MRO Championships 2015 - Rnd 2 @ Snetterton 300

MRO Minitwins

RACE 7 - SECTOR ANALYSIS

SECTOR 1 = FL to I1, SECTOR 2 = I1 to I2, SECTOR 3 = I2 to FL, DIFF = Difference To Personal Best Lap
5 - 1:37.738 50.495 2:28.233 (2) 72.10 0.725 14:17:49.765

P33 11 Paul TAFFURELLI		Suzuki - Jesfer Technology				
IDEAL LAP TIME : 2:14.813		BEST LAP TIME : 2:15.084		DIFFERENCE : 0.271		
LAP	SECTOR 1	SECTOR 2	LAP TIME	MPH	DIFF	TIME OF DAY
1 -		46.941	2:28.024	72.20	12.940	14:07:42.175
2 -	1:29.265	45.819	2:15.084 (1)	79.12		14:09:57.259
3 -	1:32.350	46.614	2:18.964 (3)	76.91	3.880	14:12:16.223
4 -	1:31.130	45.548	2:16.678 (2)	78.19	1.594	14:14:32.901

BMCRC - MRO Championships 2015 - Rnd 2 @ Snetterton 300

MRO Minitwins

RACE 7 - BEST SECTORS

SECTOR 1			SECTOR 2			IDEAL / BEST COMPARISON						
POS	NO	NAME	TIME	NO	NAME	TIME	POS	NO	NAME	IDEAL	BEST	DIFF
									PERFECT LAP	2:05.603		
1	64	BUXTON	1:23.954	64	BUXTON	41.649	1	64	BUXTON	2:05.603	2:05.820	0.217
2	777	WILLIAMS	1:24.261	777	WILLIAMS	41.828	2	777	WILLIAMS	2:06.089	2:06.701	0.612
3	30	GOODE	1:24.271	40	WILBY	41.944	3	30	GOODE	2:06.279	2:06.449	0.170
4	124	BUTLER	1:24.650	30	GOODE	42.008	4	40	WILBY	2:06.762	2:06.769	0.007
5	40	WILBY	1:24.818	76	KING	42.317	5	124	BUTLER	2:07.010	2:07.075	0.065
6	76	KING	1:25.089	124	BUTLER	42.360	6	76	KING	2:07.406	2:07.908	0.502
7	92	LAST	1:25.399	92	LAST	42.676	7	92	LAST	2:08.075	2:08.226	0.151
8	98	TOPPING	1:26.410	98	TOPPING	42.773	8	98	TOPPING	2:09.183	2:09.183	0.000
9	7	HICKLING	1:26.604	58	COSTIN	43.159	9	58	COSTIN	2:10.515	2:10.515	0.000
10	111	FOLKES	1:27.038	54	JAMISON	43.443	10	7	HICKLING	2:10.536	2:10.536	0.000
11	139	KIRK	1:27.073	37	WILSON	43.581	11	54	JAMISON	2:10.696	2:11.188	0.492
12	35	WALSH	1:27.179	139	KIRK	43.654	12	139	KIRK	2:10.727	2:10.748	0.021
13	54	JAMISON	1:27.253	5	MANTELL	43.829	13	111	FOLKES	2:11.004	2:11.004	0.000
14	58	COSTIN	1:27.356	7	HICKLING	43.932	14	35	WALSH	2:11.315	2:11.315	0.000
15	52	JOHNSTON	1:27.493	111	FOLKES	43.966	15	37	WILSON	2:11.459	2:11.459	0.000
16	5	MANTELL	1:27.669	52	JOHNSTON	44.072	16	5	MANTELL	2:11.498	2:11.498	0.000
17	37	WILSON	1:27.878	35	WALSH	44.136	17	52	JOHNSTON	2:11.565	2:11.721	0.156
18	145	MOORE	1:28.242	145	MOORE	44.146	18	145	MOORE	2:12.388	2:12.848	0.460
19	51	RUTTER	1:28.583	118	PLUMMER	44.191	19	51	RUTTER	2:13.439	2:13.439	0.000
20	87	REVELL	1:28.925	81	MAY	44.716	20	118	PLUMMER	2:14.016	2:14.016	0.000
21	28	VEASEY	1:29.256	51	RUTTER	44.856	21	65	BUTT	2:14.296	2:14.620	0.324
22	11	TAFFURELLI	1:29.265	3	NEWALL	44.908	22	81	MAY	2:14.341	2:14.341	0.000
23	65	BUTT	1:29.362	65	BUTT	44.934	23	28	VEASEY	2:14.654	2:14.768	0.114
24	81	MAY	1:29.625	48	WALLIS	45.156	24	87	REVELL	2:14.660	2:15.479	0.819
25	118	PLUMMER	1:29.825	59	FOORD	45.264	25	11	TAFFURELLI	2:14.813	2:15.084	0.271
26	48	WALLIS	1:29.862	28	VEASEY	45.398	26	48	WALLIS	2:15.018	2:15.018	0.000
27	59	FOORD	1:30.284	11	TAFFURELLI	45.548	27	59	FOORD	2:15.548	2:15.592	0.044
28	39	WILLIAMS	1:31.146	87	REVELL	45.735	28	3	NEWALL	2:16.502	2:16.502	0.000
29	3	NEWALL	1:31.594	39	WILLIAMS	45.937	29	39	WILLIAMS	2:17.083	2:17.155	0.072
30	72	MILLER	1:32.050	169	MILES	45.975	30	169	MILES	2:18.578	2:18.578	0.000
31	169	MILES	1:32.603	99	WINTERS	46.985	31	72	MILLER	2:19.600	2:19.600	0.000
32	99	WINTERS	1:33.992	72	MILLER	47.550	32	99	WINTERS	2:20.977	2:20.995	0.018
33	73	LEWIN	1:37.394	73	LEWIN	50.114	33	73	LEWIN	2:27.508	2:27.508	0.000

Weather / Track : Cloudy / Dry

Results can be found at www.tsl-timing.com

Snetterton 300

Circuit Length = 2.9689 miles

Start: 14:05 Flag 14:15 End: 14:17

Printed - 14:18 Saturday, 25 April 2015

BMCRC - MRO Championships 2015 - Rnd 2 @ Snetterton 300

MRO Minitwins

RACE 18 - GRID (5 Laps)



HOYL INSURANCE

ROW 11	33	11 Paul TAFFURELLI	32	73 Vincent LEWIN	31	99 Lee WINTERS
ROW 10	30	72 Kevin MILLER	29	65 Richard BUTT	28	169 Robert MILES
ROW 9	27	39 Rob WILLIAMS	26	3 Marcus NEWALL	25	48 Shaun WALLIS
ROW 8	24	28 Dominic VEASEY	23	87 Tristan REVELL	22	59 Martin FOORD
ROW 7	21	118 James PLUMMER	20	81 Malvern MAY	19	37 Stephen WILSON
ROW 6	18	35 Tyler WALSH	17	145 Peter MOORE	16	51 Theo RUTTER
ROW 5	15	111 Ryan FOLKES	14	5 Barry MANTELL	13	7 Richard HICKLING
ROW 4	12	52 Paul JOHNSTON	11	54 Adam JAMISON	10	58 Steve COSTIN
ROW 3	9	76 Charlie KING	8	139 Byron KIRK	7	98 Steven TOPPING
ROW 2	6	92 Matt LAST	5	124 Kurtis BUTLER	4	777 Mason WILLIAMS
ROW 1	3	64 Joe BUXTON	2	40 Paul WILBY	1	30 Richard GOODE
Pole						

Snetterton 300
Circuit Length = 2.9689 miles

These results are provisional until the conclusion of any judicial and technical matters.

Clerk Of Course :		Timekeeper :
-------------------	--	--------------

Results can be found at www.tsl-timing.com

Printed - 14:20 Saturday, 25 April 2015



BMCRC - MRO Championships 2015 - Rnd 2 @ Snetterton 300



HOYL INSURANCE

MRO Minitwins

RACE 18 - CLASSIFICATION

POS	NO	NAME	ENTRY	LAPS	TIME	GAP	DIFF	MPH	BEST	ON
1	30	Richard GOODE	Suzuki - Wps Ltd / Geoff Hand Automotive Engineer	5	10:35.925			84.03	2:06.201	5
2	64	Joe BUXTON	Suzuki - Buxton Racing	5	10:37.966	2.041	2.041	83.76	2:05.883	5
3	40	Paul WILBY	Suzuki - Nutsmoto	5	10:38.378	2.453	0.412	83.71	2:05.862	5
4	777	Mason WILLIAMS	Suzuki -	5	10:46.446	10.521	8.068	82.66	2:06.969	5
5	76	Charlie KING	Suzuki -	5	10:46.560	10.635	0.114	82.65	2:07.162	5
6	92	Matt LAST	Suzuki - Phase 5 Technology	5	10:53.627	17.702	7.067	81.75	2:09.187	5
7	139	Byron KIRK	Suzuki -	5	10:53.711	17.786	0.084	81.74	2:08.781	5
8	98	Steven TOPPING	Suzuki - HDS / Nutsmoto	5	10:54.211	18.286	0.500	81.68	2:09.307	2
9	124	Kurtis BUTLER	Suzuki -	5	10:56.220	20.295	2.009	81.43	2:09.430	3
10	7	Richard HICKLING	Suzuki -	5	10:59.767	23.842	3.547	80.99	2:09.857	5
11	111	Ryan FOLKES	Suzuki -	5	11:02.513	26.588	2.746	80.66	2:09.876	3
12	58	Steve COSTIN	Suzuki - AUTO REVIVE, SAKURA, LKY7SPORTS	5	11:07.203	31.278	4.690	80.09	2:11.059	5
13	35	Tyler WALSH	Suzuki - GBR Powerlines	5	11:07.390	31.465	0.187	80.07	2:10.113	5
14	37	Stephen WILSON	Suzuki -	5	11:16.229	40.304	8.839	79.02	2:12.394	5
15	5	Barry MANTELL	Suzuki - Streets Installations	5	11:16.442	40.517	0.213	79.00	2:12.830	5
16	54	Adam JAMISON	Suzuki -	5	11:17.033	41.108	0.591	78.93	2:13.505	5
17	52	Paul JOHNSTON	Suzuki - ePayMe	5	11:19.560	43.635	2.527	78.63	2:14.361	5
18	51	Theo RUTTER	Suzuki -	5	11:23.431	47.506	3.871	78.19	2:14.376	5
19	81	Malvern MAY	Suzuki -	5	11:23.703	47.778	0.272	78.16	2:13.862	5
20	28	Dominic VEASEY	Suzuki -	5	11:24.294	48.369	0.591	78.09	2:14.682	3
21	3	Marcus NEWALL	Suzuki - Mum & Dad	5	11:32.986	57.061	8.692	77.11	2:15.749	5
22	118	James PLUMMER	Suzuki -	5	11:33.191	57.266	0.205	77.09	2:15.824	5
23	48	Shaun WALLIS	Suzuki -	5	11:38.210	1:02.285	5.019	76.53	2:17.007	5
24	39	Rob WILLIAMS	Suzuki -	5	11:40.780	1:04.855	2.570	76.25	2:16.186	5
25	169	Robert MILES	Suzuki - The Bike Shop Long Eaton	5	11:40.799	1:04.874	0.019	76.25	2:16.573	5
26	65	Richard BUTT	Suzuki - K.J. Shelley Builders	5	11:41.300	1:05.375	0.501	76.20	2:15.820	5
27	87	Tristan REVELL	Suzuki -	5	11:51.510	1:15.585	10.210	75.10	2:14.922	4
28	145	Peter MOORE	Suzuki - Curphs Cuttings	5	11:53.122	1:17.197	1.612	74.93	2:20.066	3
29	72	Kevin MILLER	Suzuki - Mechanical Air Supplies Ltd	5	12:00.295	1:24.370	7.173	74.19	2:21.490	4

NOT CLASSIFIED

DNF	99	Lee WINTERS	Suzuki -	4	9:39.654	1 Lap	1 Lap	73.75	2:21.815	4
DNF	73	Vincent LEWIN	Suzuki - Vinitwin Racing DotCo	3	7:26.204	2 Laps	1 Lap	71.86	2:25.115	2
DNF	59	Martin FOORD	Suzuki -	1	2:27.291	4 Laps	2 Laps	72.56	2:27.291	1

FASTEST LAP

40	Paul WILBY	Suzuki - Nutsmoto	5	2:05.862	84.91 mph	136.66 kph
----	------------	-------------------	---	----------	-----------	------------

90% of Race Speed = 75.62 mph

Snetterton 300

Circuit Length = 2.9689 miles

Start: 17:32 Flag 17:43 End: 17:44

Weather / Track : Cloudy / Dry

These results are provisional until the conclusion of any judicial and technical matters.

Clerk Of Course :	Timekeeper :
-------------------	--------------

Results can be found at www.tsl-timing.com

Printed - 17:55 Saturday, 25 April 2015



BMCRC - MRO Championships 2015 - Rnd 2 @ Snetterton 300

MRO Minitwins

RACE 18 - LAP CHART

LAP 1 @ 17:34:48.291			LAP 2 @ 17:36:54.920			LAP 3 @ 17:39:01.122			LAP 4 @ 17:41:07.595			LAP 5 @ 17:43:13.796		
NO	BEHIND	LAP TIME	NO	BEHIND	LAP TIME	NO	BEHIND	LAP TIME	NO	BEHIND	LAP TIME	NO	BEHIND	LAP TIME
30		2:10.420	30		2:06.629	30		2:06.202	30		2:06.473	30		2:06.201
64	1.373	2:11.793	64	1.620	2:06.876	64	2.359	2:06.941	64	2.359	2:06.473	64	2.041	2:05.883
40	1.658	2:12.078	40	1.776	2:06.747	40	2.665	2:07.091	40	2.792	2:06.600	40	2.453	2:05.862
92	3.367	2:13.787	777	5.201	2:08.240	777	7.764	2:08.765	777	9.674	2:08.352	777	10.521	2:06.969
124	3.536	2:13.956	76	6.424	2:08.818	76	7.795	2:07.573	776	9.753	2:08.462	76	10.635	2:07.162
777	3.590	2:14.010	98	6.833	2:09.307	124	10.485	2:09.430	124	14.084	2:10.072	92	17.702	2:09.187
98	4.155	2:14.575	124	7.257	2:10.350	92	10.565	2:09.462	92	14.716	2:10.624	139	17.786	2:08.781
76	4.235	2:14.655	92	7.305	2:10.567	98	10.718	2:10.087	98	14.772	2:10.527	98	18.286	2:09.715
139	5.368	2:15.788	139	7.863	2:09.124	139	10.844	2:09.183	139	15.206	2:10.835	124	20.295	2:12.412
7	6.815	2:17.235	7	10.793	2:10.607	7	15.230	2:10.639	7	20.186	2:11.429	7	23.842	2:09.857
58	9.329	2:19.749	111	14.215	2:10.840	111	17.889	2:09.876	111	21.554	2:10.138	111	26.588	2:11.235
54	9.382	2:19.802	58	14.524	2:11.824	58	21.410	2:13.088	58	26.420	2:11.483	58	31.278	2:11.059
111	10.004	2:20.424	54	16.383	2:13.630	35	21.677	2:11.086	35	27.553	2:12.349	35	31.465	2:10.113
52	10.076	2:20.496	35	16.793	2:12.956	54	25.822	2:15.641	54	33.804	2:14.455	37	40.304	2:12.394
35	10.466	2:20.886	5	18.442	2:13.935	5	25.951	2:13.711	5	33.888	2:14.410	5	40.517	2:12.830
37	11.000	2:21.420	52	18.605	2:15.158	37	27.105	2:14.694	37	34.111	2:13.479	54	41.108	2:13.505
5	11.136	2:21.556	37	18.613	2:14.242	52	27.197	2:14.794	52	35.475	2:14.751	52	43.635	2:14.361
51	12.814	2:23.234	51	21.510	2:15.325	51	31.152	2:15.844	51	39.331	2:14.652	51	47.506	2:14.376
145	12.861	2:23.281	28	22.842	2:15.578	28	31.322	2:14.682	28	39.672	2:14.823	81	47.778	2:13.862
28	13.893	2:24.313	81	23.699	2:16.033	81	31.966	2:14.469	81	40.117	2:14.624	28	48.369	2:14.898
81	14.295	2:24.715	3	27.118	2:17.699	3	37.584	2:16.668	3	47.513	2:16.402	3	57.061	2:15.749
48	14.984	2:25.404	118	28.026	2:17.157	118	37.658	2:15.834	118	47.643	2:16.458	118	57.266	2:15.824
3	16.048	2:26.468	48	28.063	2:19.708	48	40.222	2:18.361	48	51.479	2:17.730	48	1:02.285	2:17.007
59	16.871	2:27.291	145	29.391	2:23.159	87	43.172	2:16.533	87	51.621	2:14.922	39	1:04.855	2:16.186
87	16.887	2:27.307	65	29.711	2:18.720	145	43.255	2:20.066	169	54.502	2:16.971	169	1:04.874	2:16.573
118	17.498	2:27.918	39	29.748	2:18.131	39	43.882	2:20.336	39	54.870	2:17.461	65	1:05.375	2:15.820
65	17.620	2:28.040	169	30.393	2:19.023	169	44.004	2:19.813	65	55.756	2:17.804	87	1:15.585	2:30.165
169	17.999	2:28.419	87	32.841	2:22.583	65	44.425	2:20.916	145	58.206	2:21.424	145	1:17.197	2:25.192
39	18.246	2:28.666	72	38.046	2:23.209	72	53.733	2:21.889	72	1:08.750	2:21.490	72	1:24.370	2:21.821
99	20.027	2:30.447	99	38.302	2:24.904	99	54.588	2:22.488	99	1:09.930	2:21.815			
72	21.466	2:31.886	73	42.666	2:25.115	73	1:02.953	2:26.489						
73	24.180	2:34.600												

Weather / Track : Cloudy / Dry

Snetterton 300

Circuit Length = 2.9689 miles

Start: 17:32 Flag 17:43 End: 17:44

Results can be found at www.tsl-timing.com

Printed - 17:56 Saturday, 25 April 2015

BMCRC - MRO Championships 2015 - Rnd 2 @ Snetterton 300

MRO Minitwins

RACE 18 - SECTOR ANALYSIS

SECTOR 1 = FL to I1, SECTOR 2 = I1 to I2, SECTOR 3 = I2 to FL, DIFF = Difference To Personal Best Lap

P1 30		Richard GOODE		Suzuki - Wps Ltd / Geoff Hand Automotive Engineering		
IDEAL LAP TIME : 2:05.747		BEST LAP TIME : 2:06.201		DIFFERENCE : 0.454		
LAP	SECTOR 1	SECTOR 2	LAP TIME	MPH	DIFF	TIME OF DAY
1 -		42.028	2:10.420	81.95	4.219	17:34:48.291
2 -	1:24.440	42.189	2:06.629	84.40	0.428	17:36:54.920
3 -	1:24.220	41.982	2:06.202 (2)	84.69	0.001	17:39:01.122
4 -	1:24.301	42.172	2:06.473 (3)	84.50	0.272	17:41:07.595
5 -	1:23.765	42.436	2:06.201 (1)	84.69		17:43:13.796

P2 64		Joe BUXTON		Suzuki - Buxton Racing		
IDEAL LAP TIME : 2:05.883		BEST LAP TIME : 2:05.883		DIFFERENCE : 0.000		
LAP	SECTOR 1	SECTOR 2	LAP TIME	MPH	DIFF	TIME OF DAY
1 -		42.298	2:11.793	81.09	5.910	17:34:49.664
2 -	1:24.441	42.435	2:06.876 (3)	84.24	0.993	17:36:56.540
3 -	1:24.808	42.133	2:06.941	84.19	1.058	17:39:03.481
4 -	1:24.503	41.970	2:06.473 (2)	84.50	0.590	17:41:09.954
5 -	1:24.065	41.818	2:05.883 (1)	84.90		17:43:15.837

P3 40		Paul WILBY		Suzuki - Nutsmoto		
IDEAL LAP TIME : 2:05.862		BEST LAP TIME : 2:05.862		DIFFERENCE : 0.000		
LAP	SECTOR 1	SECTOR 2	LAP TIME	MPH	DIFF	TIME OF DAY
1 -		42.497	2:12.078	80.92	6.216	17:34:49.949
2 -	1:24.216	42.531	2:06.747 (3)	84.32	0.885	17:36:56.696
3 -	1:24.720	42.371	2:07.091	84.09	1.229	17:39:03.787
4 -	1:24.251	42.349	2:06.600 (2)	84.42	0.738	17:41:10.387
5 -	1:23.917	41.945	2:05.862 (1)	84.91		17:43:16.249

P4 777		Mason WILLIAMS		Suzuki -		
IDEAL LAP TIME : 2:06.969		BEST LAP TIME : 2:06.969		DIFFERENCE : 0.000		
LAP	SECTOR 1	SECTOR 2	LAP TIME	MPH	DIFF	TIME OF DAY
1 -		43.126	2:14.010	79.75	7.041	17:34:51.881
2 -	1:25.329	42.911	2:08.240 (2)	83.34	1.271	17:37:00.121
3 -	1:25.790	42.975	2:08.765	83.00	1.796	17:39:08.886
4 -	1:25.260	43.202	2:08.462 (3)	83.20	1.493	17:41:17.348
5 -	1:24.602	42.367	2:06.969 (1)	84.17		17:43:24.317

P5 76		Charlie KING		Suzuki -		
IDEAL LAP TIME : 2:07.162		BEST LAP TIME : 2:07.162		DIFFERENCE : 0.000		
LAP	SECTOR 1	SECTOR 2	LAP TIME	MPH	DIFF	TIME OF DAY
1 -		42.501	2:14.655	79.37	7.493	17:34:52.526
2 -	1:26.247	42.571	2:08.818	82.97	1.656	17:37:01.344
3 -	1:25.105	42.468	2:07.573 (2)	83.78	0.411	17:39:08.917
4 -	1:25.831	42.521	2:08.352 (3)	83.27	1.190	17:41:17.269
5 -	1:24.758	42.404	2:07.162 (1)	84.05		17:43:24.431

P6 92		Matt LAST		Suzuki - Phase 5 Technology		
IDEAL LAP TIME : 2:08.617		BEST LAP TIME : 2:09.187		DIFFERENCE : 0.570		
LAP	SECTOR 1	SECTOR 2	LAP TIME	MPH	DIFF	TIME OF DAY
1 -		42.963	2:13.787	79.88	4.600	17:34:51.658
2 -	1:27.404	43.163	2:10.567 (3)	81.85	1.380	17:37:02.225
3 -	1:25.654	43.808	2:09.462 (2)	82.55	0.275	17:39:11.687
4 -	1:26.848	43.776	2:10.624	81.82	1.437	17:41:22.311
5 -	1:26.094	43.093	2:09.187 (1)	82.73		17:43:31.498

P7 139		Byron KIRK		Suzuki -		
IDEAL LAP TIME : 2:08.507		BEST LAP TIME : 2:08.781		DIFFERENCE : 0.274		
LAP	SECTOR 1	SECTOR 2	LAP TIME	MPH	DIFF	TIME OF DAY

Weather / Track : Cloudy / Dry

Snetterton 300
Circuit Length = 2.9689 miles
Start: 17:32 Flag 17:43 End: 17:44

BMCRC - MRO Championships 2015 - Rnd 2 @ Snetterton 300

MRO Minitwins

RACE 18 - SECTOR ANALYSIS

SECTOR 1 = FL to I1, SECTOR 2 = I1 to I2, SECTOR 3 = I2 to FL, DIFF = Difference To Personal Best Lap

1 -		43.134		2:15.788	78.71	7.007	17:34:53.659
2 -	1:25.858	43.266		2:09.124 (2)	82.77	0.343	17:37:02.783
3 -	1:26.112	43.071		2:09.183 (3)	82.73	0.402	17:39:11.966
4 -	1:26.438	44.397		2:10.835	81.69	2.054	17:41:22.801
5 -	1:26.132	42.649		2:08.781 (1)	82.99		17:43:31.582

P8 98 Steven TOPPING		Suzuki - HDS / Nutsmoto				
IDEAL LAP TIME : 2:08.988		BEST LAP TIME : 2:09.307				
		DIFFERENCE : 0.319				
LAP	SECTOR 1	SECTOR 2	LAP TIME	MPH	DIFF	TIME OF DAY
1 -		42.961	2:14.575	79.42	5.268	17:34:52.446
2 -	1:26.168	43.139	2:09.307 (1)	82.65		17:37:01.753
3 -	1:26.410	43.677	2:10.087 (3)	82.16	0.780	17:39:11.840
4 -	1:27.010	43.517	2:10.527	81.88	1.220	17:41:22.367
5 -	1:26.895	42.820	2:09.715 (2)	82.39	0.408	17:43:32.082

P9 124 Kurtis BUTLER		Suzuki -				
IDEAL LAP TIME : 2:08.406		BEST LAP TIME : 2:09.430				
		DIFFERENCE : 1.024				
LAP	SECTOR 1	SECTOR 2	LAP TIME	MPH	DIFF	TIME OF DAY
1 -		42.958	2:13.956	79.78	4.526	17:34:51.827
2 -	1:27.180	43.170	2:10.350 (3)	81.99	0.920	17:37:02.177
3 -	1:25.448	43.982	2:09.430 (1)	82.57		17:39:11.607
4 -	1:26.567	43.505	2:10.072 (2)	82.17	0.642	17:41:21.679
5 -	1:27.114	45.298	2:12.412	80.71	2.982	17:43:34.091

P10 7 Richard HICKLING		Suzuki -				
IDEAL LAP TIME : 2:09.734		BEST LAP TIME : 2:09.857				
		DIFFERENCE : 0.123				
LAP	SECTOR 1	SECTOR 2	LAP TIME	MPH	DIFF	TIME OF DAY
1 -		43.935	2:17.235	77.88	7.378	17:34:55.106
2 -	1:26.335	44.272	2:10.607 (2)	81.83	0.750	17:37:05.713
3 -	1:26.510	44.129	2:10.639 (3)	81.81	0.782	17:39:16.352
4 -	1:27.301	44.128	2:11.429	81.32	1.572	17:41:27.781
5 -	1:25.799	44.058	2:09.857 (1)	82.30		17:43:37.638

P11 111 Ryan FOLKES		Suzuki -				
IDEAL LAP TIME : 2:09.778		BEST LAP TIME : 2:09.876				
		DIFFERENCE : 0.098				
LAP	SECTOR 1	SECTOR 2	LAP TIME	MPH	DIFF	TIME OF DAY
1 -		44.337	2:20.424	76.11	10.548	17:34:58.295
2 -	1:26.957	43.883	2:10.840 (3)	81.68	0.964	17:37:09.135
3 -	1:26.718	43.158	2:09.876 (1)	82.29		17:39:19.011
4 -	1:26.620	43.518	2:10.138 (2)	82.12	0.262	17:41:29.149
5 -	1:27.198	44.037	2:11.235	81.44	1.359	17:43:40.384

P12 58 Steve COSTIN		Suzuki - AUTO REVIVE, SAKURA, LKY7SPORTS				
IDEAL LAP TIME : 2:11.059		BEST LAP TIME : 2:11.059				
		DIFFERENCE : 0.000				
LAP	SECTOR 1	SECTOR 2	LAP TIME	MPH	DIFF	TIME OF DAY
1 -		43.971	2:19.749	76.48	8.690	17:34:57.620
2 -	1:27.489	44.335	2:11.824 (3)	81.07	0.765	17:37:09.444
3 -	1:28.097	44.991	2:13.088	80.30	2.029	17:39:22.532
4 -	1:27.693	43.790	2:11.483 (2)	81.28	0.424	17:41:34.015
5 -	1:27.340	43.719	2:11.059 (1)	81.55		17:43:45.074

P13 35 Tyler WALSH		Suzuki - GBR Powerlines				
IDEAL LAP TIME : 2:10.113		BEST LAP TIME : 2:10.113				
		DIFFERENCE : 0.000				
LAP	SECTOR 1	SECTOR 2	LAP TIME	MPH	DIFF	TIME OF DAY
1 -		44.752	2:20.886	75.86	10.773	17:34:58.757
2 -	1:28.330	44.626	2:12.956	80.38	2.843	17:37:11.713
3 -	1:26.890	44.196	2:11.086 (2)	81.53	0.973	17:39:22.799
4 -	1:27.789	44.560	2:12.349 (3)	80.75	2.236	17:41:35.148

Weather / Track : Cloudy / Dry

Snetterton 300

Circuit Length = 2.9689 miles

Start: 17:32 Flag 17:43 End: 17:44

BMCRC - MRO Championships 2015 - Rnd 2 @ Snetterton 300

MRO Minitwins

RACE 18 - SECTOR ANALYSIS

SECTOR 1 = FL to I1, SECTOR 2 = I1 to I2, SECTOR 3 = I2 to FL, DIFF = Difference To Personal Best Lap

5 - 1:26.599 43.514 2:10.113 (1) 82.14 17:43:45.261

P14 37		Stephen WILSON		Suzuki -		
IDEAL LAP TIME : 2:12.394		BEST LAP TIME : 2:12.394		DIFFERENCE : 0.000		
LAP	SECTOR 1	SECTOR 2	LAP TIME	MPH	DIFF	TIME OF DAY
1 -		44.689	2:21.420	75.57	9.026	17:34:59.291
2 -	1:29.520	44.722	2:14.242 (3)	79.61	1.848	17:37:13.533
3 -	1:29.521	45.173	2:14.694	79.35	2.300	17:39:28.227
4 -	1:28.797	44.682	2:13.479 (2)	80.07	1.085	17:41:41.706
5 -	1:28.787	43.607	2:12.394 (1)	80.72		17:43:54.100

P15 5		Barry MANTELL		Suzuki - Streets Installations		
IDEAL LAP TIME : 2:12.727		BEST LAP TIME : 2:12.830		DIFFERENCE : 0.103		
LAP	SECTOR 1	SECTOR 2	LAP TIME	MPH	DIFF	TIME OF DAY
1 -		44.157	2:21.556	75.50	8.726	17:34:59.427
2 -	1:28.971	44.964	2:13.935 (3)	79.80	1.105	17:37:13.362
3 -	1:29.245	44.466	2:13.711 (2)	79.93	0.881	17:39:27.073
4 -	1:29.818	44.592	2:14.410	79.51	1.580	17:41:41.483
5 -	1:29.074	43.756	2:12.830 (1)	80.46		17:43:54.313

P16 54		Adam JAMISON		Suzuki -		
IDEAL LAP TIME : 2:12.813		BEST LAP TIME : 2:13.505		DIFFERENCE : 0.692		
LAP	SECTOR 1	SECTOR 2	LAP TIME	MPH	DIFF	TIME OF DAY
1 -		44.892	2:19.802	76.45	6.297	17:34:57.673
2 -	1:29.056	44.574	2:13.630 (2)	79.98	0.125	17:37:11.303
3 -	1:29.980	45.661	2:15.641	78.79	2.136	17:39:26.944
4 -	1:29.963	44.492	2:14.455 (3)	79.49	0.950	17:41:41.399
5 -	1:29.748	43.757	2:13.505 (1)	80.05		17:43:54.904

P17 52		Paul JOHNSTON		Suzuki - ePayMe		
IDEAL LAP TIME : 2:13.795		BEST LAP TIME : 2:14.361		DIFFERENCE : 0.566		
LAP	SECTOR 1	SECTOR 2	LAP TIME	MPH	DIFF	TIME OF DAY
1 -		44.640	2:20.496	76.07	6.135	17:34:58.367
2 -	1:29.881	45.277	2:15.158	79.07	0.797	17:37:13.525
3 -	1:29.155	45.639	2:14.794 (3)	79.29	0.433	17:39:28.319
4 -	1:29.924	44.827	2:14.751 (2)	79.31	0.390	17:41:43.070
5 -	1:29.346	45.015	2:14.361 (1)	79.54		17:43:57.431

P18 51		Theo RUTTER		Suzuki -		
IDEAL LAP TIME : 2:14.319		BEST LAP TIME : 2:14.376		DIFFERENCE : 0.057		
LAP	SECTOR 1	SECTOR 2	LAP TIME	MPH	DIFF	TIME OF DAY
1 -		44.961	2:23.234	74.61	8.858	17:35:01.105
2 -	1:29.640	45.685	2:15.325 (3)	78.98	0.949	17:37:16.430
3 -	1:30.144	45.700	2:15.844	78.67	1.468	17:39:32.274
4 -	1:29.358	45.294	2:14.652 (2)	79.37	0.276	17:41:46.926
5 -	1:29.375	45.001	2:14.376 (1)	79.53		17:44:01.302

P19 81		Malvern MAY		Suzuki -		
IDEAL LAP TIME : 2:13.862		BEST LAP TIME : 2:13.862		DIFFERENCE : 0.000		
LAP	SECTOR 1	SECTOR 2	LAP TIME	MPH	DIFF	TIME OF DAY
1 -		45.776	2:24.715	73.85	10.853	17:35:02.586
2 -	1:30.437	45.596	2:16.033	78.56	2.171	17:37:18.619
3 -	1:29.602	44.867	2:14.469 (2)	79.48	0.607	17:39:33.088
4 -	1:29.447	45.177	2:14.624 (3)	79.39	0.762	17:41:47.712
5 -	1:29.310	44.552	2:13.862 (1)	79.84		17:44:01.574

Weather / Track : Cloudy / Dry

Snetterton 300

Circuit Length = 2.9689 miles

Start: 17:32 Flag 17:43 End: 17:44

BMCRC - MRO Championships 2015 - Rnd 2 @ Snetterton 300

MRO Minitwins

RACE 18 - SECTOR ANALYSIS

SECTOR 1 = FL to I1, SECTOR 2 = I1 to I2, SECTOR 3 = I2 to FL, DIFF = Difference To Personal Best Lap

P20 28		Dominic VEASEY		Suzuki -		
IDEAL LAP TIME : 2:14.682		BEST LAP TIME : 2:14.682		DIFFERENCE : 0.000		
LAP	SECTOR 1	SECTOR 2	LAP TIME	MPH	DIFF	TIME OF DAY
1 -		45.363	2:24.313	74.06	9.631	17:35:02.184
2 -	1:29.764	45.814	2:15.578	78.83	0.896	17:37:17.762
3 -	1:29.639	45.043	2:14.682 (1)	79.35		17:39:32.444
4 -	1:29.707	45.116	2:14.823 (2)	79.27	0.141	17:41:47.267
5 -	1:29.715	45.183	2:14.898 (3)	79.23	0.216	17:44:02.165

P21 3		Marcus NEWALL		Suzuki - Mum & Dad		
IDEAL LAP TIME : 2:15.182		BEST LAP TIME : 2:15.749		DIFFERENCE : 0.567		
LAP	SECTOR 1	SECTOR 2	LAP TIME	MPH	DIFF	TIME OF DAY
1 -		45.807	2:26.468	72.97	10.719	17:35:04.339
2 -	1:32.127	45.572	2:17.699	77.61	1.950	17:37:22.038
3 -	1:31.414	45.254	2:16.668 (3)	78.20	0.919	17:39:38.706
4 -	1:31.440	44.962	2:16.402 (2)	78.35	0.653	17:41:55.108
5 -	1:30.220	45.529	2:15.749 (1)	78.73		17:44:10.857

P22 118		James PLUMMER		Suzuki -		
IDEAL LAP TIME : 2:15.071		BEST LAP TIME : 2:15.824		DIFFERENCE : 0.753		
LAP	SECTOR 1	SECTOR 2	LAP TIME	MPH	DIFF	TIME OF DAY
1 -		46.281	2:27.918	72.25	12.094	17:35:05.789
2 -	1:31.093	46.064	2:17.157	77.92	1.333	17:37:22.946
3 -	1:30.652	45.182	2:15.834 (2)	78.68	0.010	17:39:38.780
4 -	1:31.569	44.889	2:16.458 (3)	78.32	0.634	17:41:55.238
5 -	1:30.182	45.642	2:15.824 (1)	78.69		17:44:11.062

P23 48		Shaun WALLIS		Suzuki -		
IDEAL LAP TIME : 2:16.859		BEST LAP TIME : 2:17.007		DIFFERENCE : 0.148		
LAP	SECTOR 1	SECTOR 2	LAP TIME	MPH	DIFF	TIME OF DAY
1 -		46.029	2:25.404	73.50	8.397	17:35:03.275
2 -	1:33.132	46.576	2:19.708	76.50	2.701	17:37:22.983
3 -	1:31.741	46.620	2:18.361 (3)	77.24	1.354	17:39:41.344
4 -	1:31.499	46.231	2:17.730 (2)	77.60	0.723	17:41:59.074
5 -	1:30.830	46.177	2:17.007 (1)	78.01		17:44:16.081

P24 39		Rob WILLIAMS		Suzuki -		
IDEAL LAP TIME : 2:15.568		BEST LAP TIME : 2:16.186		DIFFERENCE : 0.618		
LAP	SECTOR 1	SECTOR 2	LAP TIME	MPH	DIFF	TIME OF DAY
1 -		46.039	2:28.666	71.89	12.480	17:35:06.537
2 -	1:31.623	46.508	2:18.131 (3)	77.37	1.945	17:37:24.668
3 -	1:32.818	47.518	2:20.336	76.16	4.150	17:39:45.004
4 -	1:32.347	45.114	2:17.461 (2)	77.75	1.275	17:42:02.465
5 -	1:30.454	45.732	2:16.186 (1)	78.48		17:44:18.651

P25 169		Robert MILES		Suzuki - The Bike Shop Long Eaton		
IDEAL LAP TIME : 2:16.074		BEST LAP TIME : 2:16.573		DIFFERENCE : 0.499		
LAP	SECTOR 1	SECTOR 2	LAP TIME	MPH	DIFF	TIME OF DAY
1 -		46.297	2:28.419	72.01	11.846	17:35:06.290
2 -	1:32.708	46.315	2:19.023 (3)	76.87	2.450	17:37:25.313
3 -	1:32.886	46.927	2:19.813	76.44	3.240	17:39:45.126
4 -	1:31.604	45.367	2:16.971 (2)	78.03	0.398	17:42:02.097
5 -	1:30.707	45.866	2:16.573 (1)	78.25		17:44:18.670

P26 65		Richard BUTT		Suzuki - K.J. Shelley Builders		
IDEAL LAP TIME : 2:15.769		BEST LAP TIME : 2:15.820		DIFFERENCE : 0.051		
LAP	SECTOR 1	SECTOR 2	LAP TIME	MPH	DIFF	TIME OF DAY
1 -		46.297	2:28.419	72.01	11.846	17:35:06.290
2 -	1:32.708	46.315	2:19.023 (3)	76.87	2.450	17:37:25.313
3 -	1:32.886	46.927	2:19.813	76.44	3.240	17:39:45.126
4 -	1:31.604	45.367	2:16.971 (2)	78.03	0.398	17:42:02.097
5 -	1:30.707	45.866	2:16.573 (1)	78.25		17:44:18.670

Weather / Track : Cloudy / Dry

Snetterton 300
Circuit Length = 2.9689 miles
Start: 17:32 Flag 17:43 End: 17:44

BMCRC - MRO Championships 2015 - Rnd 2 @ Snetterton 300

MRO Minitwins

RACE 18 - SECTOR ANALYSIS

SECTOR 1 = FL to I1, SECTOR 2 = I1 to I2, SECTOR 3 = I2 to FL, DIFF = Difference To Personal Best Lap

1 -		45.995	2:28.040	72.19	12.220	17:35:05.911
2 -	1:31.830	46.890	2:18.720 (3)	77.04	2.900	17:37:24.631
3 -	1:33.674	47.242	2:20.916	75.84	5.096	17:39:45.547
4 -	1:32.653	45.151	2:17.804 (2)	77.56	1.984	17:42:03.351
5 -	1:30.618	45.202	2:15.820 (1)	78.69		17:44:19.171

P27 87		Tristan REVELL		Suzuki -		
IDEAL LAP TIME : 2:14.922		BEST LAP TIME : 2:14.922		DIFFERENCE : 0.000		
LAP	SECTOR 1	SECTOR 2	LAP TIME	MPH	DIFF	TIME OF DAY
1 -		46.335	2:27.307	72.55	12.385	17:35:05.178
2 -	1:36.632	45.951	2:22.583 (3)	74.96	7.661	17:37:27.761
3 -	1:29.997	46.536	2:16.533 (2)	78.28	1.611	17:39:44.294
4 -	1:29.381	45.541	2:14.922 (1)	79.21		17:41:59.216
5 -	1:44.463	45.702	2:30.165	71.17	15.243	17:44:29.381

P28 145		Peter MOORE		Suzuki - Curphs Cuttings		
IDEAL LAP TIME : 2:18.291		BEST LAP TIME : 2:20.066		DIFFERENCE : 1.775		
LAP	SECTOR 1	SECTOR 2	LAP TIME	MPH	DIFF	TIME OF DAY
1 -		45.113	2:23.281	74.59	3.215	17:35:01.152
2 -	1:35.726	47.433	2:23.159 (3)	74.65	3.093	17:37:24.311
3 -	1:33.178	46.888	2:20.066 (1)	76.30		17:39:44.377
4 -	1:34.726	46.698	2:21.424 (2)	75.57	1.358	17:42:05.801
5 -	1:36.334	48.858	2:25.192	73.61	5.126	17:44:30.993

P29 72		Kevin MILLER		Suzuki - Mechanical Air Supplies Ltd		
IDEAL LAP TIME : 2:20.677		BEST LAP TIME : 2:21.490		DIFFERENCE : 0.813		
LAP	SECTOR 1	SECTOR 2	LAP TIME	MPH	DIFF	TIME OF DAY
1 -		47.875	2:31.886	70.36	10.396	17:35:09.757
2 -	1:34.872	48.337	2:23.209	74.63	1.719	17:37:32.966
3 -	1:33.711	48.178	2:21.889 (3)	75.32	0.399	17:39:54.855
4 -	1:32.802	48.688	2:21.490 (1)	75.53		17:42:16.345
5 -	1:33.519	48.302	2:21.821 (2)	75.36	0.331	17:44:38.166

P30 99		Lee WINTERS		Suzuki -		
IDEAL LAP TIME : 2:21.531		BEST LAP TIME : 2:21.815		DIFFERENCE : 0.284		
LAP	SECTOR 1	SECTOR 2	LAP TIME	MPH	DIFF	TIME OF DAY
1 -		47.284	2:30.447	71.04	8.632	17:35:08.318
2 -	1:36.222	48.682	2:24.904 (3)	73.75	3.089	17:37:33.222
3 -	1:34.975	47.513	2:22.488 (2)	75.01	0.673	17:39:55.710
4 -	1:34.247	47.568	2:21.815 (1)	75.36		17:42:17.525

P31 73		Vincent LEWIN		Suzuki - Vinitwin Racing DotCo		
IDEAL LAP TIME : 2:24.712		BEST LAP TIME : 2:25.115		DIFFERENCE : 0.403		
LAP	SECTOR 1	SECTOR 2	LAP TIME	MPH	DIFF	TIME OF DAY
1 -		49.340	2:34.600 (3)	69.13	9.485	17:35:12.471
2 -	1:36.193	48.922	2:25.115 (1)	73.65		17:37:37.586
3 -	1:35.790	50.699	2:26.489 (2)	72.96	1.374	17:40:04.075

P32 59		Martin FOORD		Suzuki -		
IDEAL LAP TIME :		BEST LAP TIME : 2:27.291		DIFFERENCE :		
LAP	SECTOR 1	SECTOR 2	LAP TIME	MPH	DIFF	TIME OF DAY
1 -		46.415	2:27.291 (1)	72.56		17:35:05.162

Weather / Track : Cloudy / Dry

Snetterton 300
Circuit Length = 2.9689 miles
Start: 17:32 Flag 17:43 End: 17:44

BMCRC - MRO Championships 2015 - Rnd 2 @ Snetterton 300

MRO Minitwins

RACE 18 - BEST SECTORS

SECTOR 1			SECTOR 2			IDEAL / BEST COMPARISON						
POS	NO	NAME	TIME	NO	NAME	TIME	POS	NO	NAME	IDEAL	BEST	DIFF
									PERFECT LAP	2:05.583		
1	30	GOODE	1:23.765	64	BUXTON	41.818	1	30	GOODE	2:05.747	2:06.201	0.454
2	40	WILBY	1:23.917	40	WILBY	41.945	2	40	WILBY	2:05.862	2:05.862	0.000
3	64	BUXTON	1:24.065	30	GOODE	41.982	3	64	BUXTON	2:05.883	2:05.883	0.000
4	777	WILLIAMS	1:24.602	777	WILLIAMS	42.367	4	777	WILLIAMS	2:06.969	2:06.969	0.000
5	76	KING	1:24.758	76	KING	42.404	5	76	KING	2:07.162	2:07.162	0.000
6	124	BUTLER	1:25.448	139	KIRK	42.649	6	124	BUTLER	2:08.406	2:09.430	1.024
7	92	LAST	1:25.654	98	TOPPING	42.820	7	139	KIRK	2:08.507	2:08.781	0.274
8	7	HICKLING	1:25.799	124	BUTLER	42.958	8	92	LAST	2:08.617	2:09.187	0.570
9	139	KIRK	1:25.858	92	LAST	42.963	9	98	TOPPING	2:08.988	2:09.307	0.319
10	98	TOPPING	1:26.168	111	FOLKES	43.158	10	7	HICKLING	2:09.734	2:09.857	0.123
11	35	WALSH	1:26.599	35	WALSH	43.514	11	111	FOLKES	2:09.778	2:09.876	0.098
12	111	FOLKES	1:26.620	37	WILSON	43.607	12	35	WALSH	2:10.113	2:10.113	0.000
13	58	COSTIN	1:27.340	58	COSTIN	43.719	13	58	COSTIN	2:11.059	2:11.059	0.000
14	37	WILSON	1:28.787	5	MANTELL	43.756	14	37	WILSON	2:12.394	2:12.394	0.000
15	5	MANTELL	1:28.971	54	JAMISON	43.757	15	5	MANTELL	2:12.727	2:12.830	0.103
16	54	JAMISON	1:29.056	7	HICKLING	43.935	16	54	JAMISON	2:12.813	2:13.505	0.692
17	52	JOHNSTON	1:29.155	81	MAY	44.552	17	52	JOHNSTON	2:13.795	2:14.361	0.566
18	81	MAY	1:29.310	52	JOHNSTON	44.640	18	81	MAY	2:13.862	2:13.862	0.000
19	51	RUTTER	1:29.358	118	PLUMMER	44.889	19	51	RUTTER	2:14.319	2:14.376	0.057
20	87	REVELL	1:29.381	51	RUTTER	44.961	20	28	VEASEY	2:14.682	2:14.682	0.000
21	28	VEASEY	1:29.639	3	NEWALL	44.962	21	87	REVELL	2:14.922	2:14.922	0.000
22	118	PLUMMER	1:30.182	28	VEASEY	45.043	22	118	PLUMMER	2:15.071	2:15.824	0.753
23	3	NEWALL	1:30.220	145	MOORE	45.113	23	3	NEWALL	2:15.182	2:15.749	0.567
24	39	WILLIAMS	1:30.454	39	WILLIAMS	45.114	24	39	WILLIAMS	2:15.568	2:16.186	0.618
25	65	BUTT	1:30.618	65	BUTT	45.151	25	65	BUTT	2:15.769	2:15.820	0.051
26	169	MILES	1:30.707	169	MILES	45.367	26	169	MILES	2:16.074	2:16.573	0.499
27	48	WALLIS	1:30.830	87	REVELL	45.541	27	48	WALLIS	2:16.859	2:17.007	0.148
28	72	MILLER	1:32.802	48	WALLIS	46.029	28	145	MOORE	2:18.291	2:20.066	1.775
29	145	MOORE	1:33.178	59	FOORD	46.415	29	72	MILLER	2:20.677	2:21.490	0.813
30	99	WINTERS	1:34.247	99	WINTERS	47.284	30	99	WINTERS	2:21.531	2:21.815	0.284
31	73	LEWIN	1:35.790	72	MILLER	47.875	31	73	LEWIN	2:24.712	2:25.115	0.403
32				73	LEWIN	48.922	32	59	FOORD		2:27.291	

Weather / Track : Cloudy / Dry

Results can be found at www.tsl-timing.com

Snetterton 300

Circuit Length = 2.9689 miles

Start: 17:32 Flag 17:43 End: 17:44

Printed - 17:56 Saturday, 25 April 2015

BMCRC - MRO Championships 2015 - Rnd 2 @ Snetterton 300



HOYL INSURANCE

MRO Minitwins

RACE 7 - GRID (6 Laps)

ROW 11	33	11 Paul TAFFURELLI	32	59 Martin FOORD	31	73 Vincent LEWIN
ROW 10	30	99 Lee WINTERS	29	72 Kevin MILLER	28	145 Peter MOORE
ROW 9	27	87 Tristan REVELL	26	65 Richard BUTT	25	169 Robert MILES
ROW 8	24	39 Rob WILLIAMS	23	48 Shaun WALLIS	22	118 James PLUMMER
ROW 7	21	3 Marcus NEWALL	20	28 Dominic VEASEY	19	81 Malvern MAY
ROW 6	18	51 Theo RUTTER	17	52 Paul JOHNSTON	16	54 Adam JAMISON
ROW 5	15	5 Barry MANTELL	14	37 Stephen WILSON	13	35 Tyler WALSH
ROW 4	12	58 Steve COSTIN	11	111 Ryan FOLKES	10	7 Richard HICKLING
ROW 3	9	124 Kurtis BUTLER	8	98 Steven TOPPING	7	139 Byron KIRK
ROW 2	6	92 Matt LAST	5	76 Charlie KING	4	777 Mason WILLIAMS
ROW 1	3	40 Paul WILBY	2	64 Joe BUXTON	1	30 Richard GOODE
Pole						

Snetterton 300
Circuit Length = 2.9689 miles

These results are provisional until the conclusion of any judicial and technical matters.

Clerk Of Course :	Timekeeper :
-------------------	--------------

Results can be found at www.tsl-timing.com

Printed - 17:58 Saturday, 25 April 2015



BMCRC - MRO Championships 2015 - Rnd 2 @ Snetterton 300



HOYL INSURANCE

MRO Minitwins

RACE 7 - CLASSIFICATION

POS	NO	NAME	ENTRY	LAPS	TIME	GAP	DIFF	MPH	BEST	ON
1	30	Richard GOODE	Suzuki - Wps Ltd / Geoff Hand Automotive Engineer	5	10:30.764			84.72	2:04.723	2
2	76	Charlie KING	Suzuki -	5	10:35.602	4.838	4.838	84.07	2:05.047	3
3	777	Mason WILLIAMS	Suzuki -	5	10:37.660	6.896	2.058	83.80	2:05.538	4
4	40	Paul WILBY	Suzuki - Nutsmoto	5	10:37.840	7.076	0.180	83.78	2:05.339	3
5	124	Kurtis BUTLER	Suzuki -	5	10:50.158	19.394	12.318	82.19	2:08.129	5
6	139	Byron KIRK	Suzuki -	5	10:50.806	20.042	0.648	82.11	2:08.525	3
7	7	Richard HICKLING	Suzuki -	5	10:51.176	20.412	0.370	82.06	2:07.897	3
8	92	Matt LAST	Suzuki - Phase 5 Technology	5	10:51.271	20.507	0.095	82.05	2:08.678	5
9	111	Ryan FOLKES	Suzuki -	5	10:53.668	22.904	2.397	81.75	2:08.193	3
10	35	Tyler WALSH	Suzuki - GBR Powerlines	5	10:58.528	27.764	4.860	81.15	2:09.306	3
11	54	Adam JAMISON	Suzuki -	5	10:59.668	28.904	1.140	81.01	2:10.074	4
12	5	Barry MANTELL	Suzuki - Streets Installations	5	11:00.358	29.594	0.690	80.92	2:09.579	2
13	81	Malvern MAY	Suzuki -	5	11:12.025	41.261	11.667	79.52	2:12.287	4
14	51	Theo RUTTER	Suzuki -	5	11:12.269	41.505	0.244	79.49	2:12.442	2
15	52	Paul JOHNSTON	Suzuki - ePayMe	5	11:13.296	42.532	1.027	79.37	2:12.053	5
16	3	Marcus NEWALL	Suzuki - Mum & Dad	5	11:15.757	44.993	2.461	79.08	2:12.334	5
17	28	Dominic VEASEY	Suzuki -	5	11:16.361	45.597	0.604	79.01	2:12.220	3
18	118	James PLUMMER	Suzuki -	5	11:17.956	47.192	1.595	78.82	2:12.395	5
19	39	Rob WILLIAMS	Suzuki -	5	11:24.989	54.225	7.033	78.01	2:13.171	4
20	65	Richard BUTT	Suzuki - K.J. Shelley Builders	5	11:28.728	57.964	3.739	77.59	2:15.149	3
21	11	Emma SELWAY	Suzuki -	5	11:31.119	1:00.355	2.391	77.32	2:14.614	3
22	145	Peter MOORE	Suzuki - Curphs Cuttings	5	11:31.792	1:01.028	0.673	77.24	2:15.250	4
23	48	Shaun WALLIS	Suzuki -	5	11:31.859	1:01.095	0.067	77.24	2:15.247	4
24	169	Robert MILES	Suzuki - The Bike Shop Long Eaton	5	11:32.065	1:01.301	0.206	77.21	2:15.598	5
25	59	Martin FOORD	Suzuki -	5	11:32.282	1:01.518	0.217	77.19	2:14.297	5
26	99	Lee WINTERS	Suzuki -	5	11:52.604	1:21.840	20.322	74.99	2:18.965	3
27	73	Vincent LEWIN	Suzuki - Vinitwin Racing DotCo	5	12:07.045	1:36.281	14.441	73.50	2:22.872	4
28	58	Steve COSTIN	Suzuki - AUTO REVIVE,SAKURA,LKY7SPORTS	5	12:08.187	1:37.423	1.142	73.38	2:08.353	4

NOT CLASSIFIED

DNF	87	Tristan REVELL	Suzuki -	4	9:02.702	1 Lap	1 Lap	78.77	2:12.306	4
DNF	98	Steven TOPPING	Suzuki - HDS / Nutsmoto	2	4:27.081	3 Laps	2 Laps	80.03	2:11.963	2
DNF	64	Joe BUXTON	Suzuki - Buxton Racing	0						

FASTEST LAP

30	Richard GOODE	Suzuki - Wps Ltd / Geoff Hand Automotive Engineer	2	2:04.723	85.69 mph	137.91 kph
----	---------------	---	---	----------	-----------	------------

90% of Race Speed = 76.24 mph

Snetterton 300

Circuit Length = 2.9689 miles

Start: 12:33 Flag 12:43 End: 12:45

Weather / Track : Cloudy / Dry

These results are provisional until the conclusion of any judicial and technical matters.

Clerk Of Course :	Timekeeper :
-------------------	--------------

Results can be found at www.tsl-timing.com

Printed - 12:48 Sunday, 26 April 2015



BMCRC - MRO Championships 2015 - Rnd 2 @ Snetterton 300

MRO Minitwins

RACE 7 - LAP CHART

LAP 1 @ 12:35:30.184			LAP 2 @ 12:37:34.907			LAP 3 @ 12:39:40.472			LAP 4 @ 12:41:45.715			LAP 5 @ 12:43:51.623		
NO	BEHIND	LAP TIME	NO	BEHIND	LAP TIME	NO	BEHIND	LAP TIME	NO	BEHIND	LAP TIME	NO	BEHIND	LAP TIME
30		2:09.325	30		2:04.723	30		2:05.565	30		2:05.243	30		2:05.908
777	3.537	2:12.862	76	5.312	2:06.464	76	4.794	2:05.047	76	5.097	2:05.546	76	4.838	2:05.649
76	3.571	2:12.896	777	5.631	2:06.817	40	5.675	2:05.339	40	6.185	2:05.753	777	6.896	2:06.555
40	3.640	2:12.965	40	5.901	2:06.984	777	5.954	2:05.888	777	6.249	2:05.538	40	7.076	2:06.799
124	5.286	2:14.611	124	9.723	2:09.160	139	13.399	2:08.525	139	16.984	2:08.828	124	19.394	2:08.129
98	5.793	2:15.118	139	10.439	2:09.085	124	13.746	2:09.588	124	17.173	2:08.670	139	20.042	2:08.966
92	6.058	2:15.383	92	10.507	2:09.172	92	14.108	2:09.166	92	17.737	2:08.872	7	20.412	2:07.941
139	6.077	2:15.402	58	12.448	2:09.389	7	15.503	2:07.897	7	18.379	2:08.119	92	20.507	2:08.678
7	6.503	2:15.828	98	13.033	2:11.963	58	15.711	2:08.828	58	18.821	2:08.353	111	22.904	2:09.235
111	7.513	2:16.838	7	13.171	2:11.391	111	16.395	2:08.193	111	19.577	2:08.425	35	27.764	2:10.028
58	7.782	2:17.107	111	13.767	2:10.977	35	19.202	2:09.306	35	23.644	2:09.685	54	28.904	2:10.485
54	8.345	2:17.670	5	14.292	2:09.579	54	19.496	2:10.737	54	24.327	2:10.074	5	29.594	2:10.582
35	9.349	2:18.674	54	14.324	2:10.702	5	19.811	2:11.084	5	24.920	2:10.352	81	41.261	2:13.197
5	9.436	2:18.761	35	15.461	2:10.835	51	26.629	2:13.307	81	33.972	2:12.287	51	41.505	2:13.049
81	10.416	2:19.741	51	18.887	2:12.442	81	26.928	2:13.304	51	34.364	2:12.978	52	42.532	2:12.053
51	11.168	2:20.493	81	19.189	2:13.496	52	29.412	2:12.935	52	36.387	2:12.218	3	44.993	2:12.334
3	12.500	2:21.825	52	22.042	2:13.362	87	30.783	2:13.067	87	37.846	2:12.306	28	45.597	2:13.258
52	13.403	2:22.728	3	22.412	2:14.635	3	30.855	2:14.008	28	38.247	2:12.288	118	47.192	2:12.395
87	13.587	2:22.912	87	23.281	2:14.417	28	31.202	2:12.220	3	38.567	2:12.955	39	54.225	2:13.856
28	16.279	2:25.604	28	24.547	2:12.991	118	33.191	2:13.051	118	40.705	2:12.757	65	57.964	2:15.188
48	16.739	2:26.064	118	25.705	2:13.605	65	38.316	2:15.149	39	46.277	2:13.171	11	1:00.355	2:14.928
65	16.792	2:26.117	48	28.700	2:16.684	39	38.349	2:14.695	65	48.684	2:15.611	145	1:01.028	2:16.308
118	16.823	2:26.148	65	28.732	2:16.663	48	39.616	2:16.481	48	49.620	2:15.247	48	1:01.095	2:17.383
39	17.659	2:26.984	39	29.219	2:16.283	145	40.621	2:16.459	145	50.628	2:15.250	169	1:01.301	2:15.598
145	18.196	2:27.521	145	29.727	2:16.254	169	41.121	2:16.604	11	51.335	2:14.871	59	1:01.518	2:14.297
169	18.818	2:28.143	169	30.082	2:15.987	11	41.707	2:14.614	169	51.611	2:15.733	99	1:21.840	2:21.494
99	20.129	2:29.454	11	32.658	2:17.239	59	43.425	2:15.404	59	53.129	2:14.947	73	1:36.281	2:23.531
11	20.142	2:29.467	59	33.586	2:17.987	99	48.438	2:18.965	99	1:06.254	2:23.059	58	1:37.423	3:24.510
59	20.322	2:29.647	99	35.038	2:19.632	73	1:01.029	2:23.632	73	1:18.658	2:22.872			
73	23.622	2:32.947	73	42.962	2:24.063									

Weather / Track : Cloudy / Dry

Results can be found at www.tsl-timing.com

Snetterton 300

Circuit Length = 2.9689 miles

Start: 12:33 Flag 12:43 End: 12:45

Printed - 12:49 Sunday, 26 April 2015

BMCRC - MRO Championships 2015 - Rnd 2 @ Snetterton 300

MRO Minitwins

RACE 7 - SECTOR ANALYSIS

SECTOR 1 = FL to I1, SECTOR 2 = I1 to I2, SECTOR 3 = I2 to FL, DIFF = Difference To Personal Best Lap

P1 30		Richard GOODE		Suzuki - Wps Ltd / Geoff Hand Automotive Engineering			
IDEAL LAP TIME : 2:04.602		BEST LAP TIME : 2:04.723		DIFFERENCE : 0.121			
LAP	SECTOR 1	SECTOR 2	LAP TIME	MPH	DIFF	TIME OF DAY	
1 -		41.323	2:09.325	82.64	4.602	12:35:30.184	
2 -	1:23.279	41.444	2:04.723 (1)	85.69		12:37:34.907	
3 -	1:24.060	41.505	2:05.565 (3)	85.11	0.842	12:39:40.472	
4 -	1:23.721	41.522	2:05.243 (2)	85.33	0.520	12:41:45.715	
5 -	1:24.232	41.676	2:05.908	84.88	1.185	12:43:51.623	

P2 76		Charlie KING		Suzuki -			
IDEAL LAP TIME : 2:05.047		BEST LAP TIME : 2:05.047		DIFFERENCE : 0.000			
LAP	SECTOR 1	SECTOR 2	LAP TIME	MPH	DIFF	TIME OF DAY	
1 -		42.275	2:12.896	80.42	7.849	12:35:33.755	
2 -	1:24.845	41.619	2:06.464	84.51	1.417	12:37:40.219	
3 -	1:24.016	41.031	2:05.047 (1)	85.47		12:39:45.266	
4 -	1:24.356	41.190	2:05.546 (2)	85.13	0.499	12:41:50.812	
5 -	1:24.265	41.384	2:05.649 (3)	85.06	0.602	12:43:56.461	

P3 777		Mason WILLIAMS		Suzuki -			
IDEAL LAP TIME : 2:05.538		BEST LAP TIME : 2:05.538		DIFFERENCE : 0.000			
LAP	SECTOR 1	SECTOR 2	LAP TIME	MPH	DIFF	TIME OF DAY	
1 -		42.356	2:12.862	80.44	7.324	12:35:33.721	
2 -	1:24.841	41.976	2:06.817	84.27	1.279	12:37:40.538	
3 -	1:24.047	41.841	2:05.888 (2)	84.90	0.350	12:39:46.426	
4 -	1:23.970	41.568	2:05.538 (1)	85.13		12:41:51.964	
5 -	1:24.518	42.037	2:06.555 (3)	84.45	1.017	12:43:58.519	

P4 40		Paul WILBY		Suzuki - Nutsmoto			
IDEAL LAP TIME : 2:05.339		BEST LAP TIME : 2:05.339		DIFFERENCE : 0.000			
LAP	SECTOR 1	SECTOR 2	LAP TIME	MPH	DIFF	TIME OF DAY	
1 -		42.337	2:12.965	80.38	7.626	12:35:33.824	
2 -	1:24.784	42.200	2:06.984	84.16	1.645	12:37:40.808	
3 -	1:23.781	41.558	2:05.339 (1)	85.27		12:39:46.147	
4 -	1:24.176	41.577	2:05.753 (2)	84.99	0.414	12:41:51.900	
5 -	1:24.683	42.116	2:06.799 (3)	84.29	1.460	12:43:58.699	

P5 124		Kurtis BUTLER		Suzuki -			
IDEAL LAP TIME : 2:08.055		BEST LAP TIME : 2:08.129		DIFFERENCE : 0.074			
LAP	SECTOR 1	SECTOR 2	LAP TIME	MPH	DIFF	TIME OF DAY	
1 -		42.687	2:14.611	79.39	6.482	12:35:35.470	
2 -	1:26.261	42.899	2:09.160 (3)	82.75	1.031	12:37:44.630	
3 -	1:26.503	43.085	2:09.588	82.47	1.459	12:39:54.218	
4 -	1:25.983	42.687	2:08.670 (2)	83.06	0.541	12:42:02.888	
5 -	1:25.368	42.761	2:08.129 (1)	83.41		12:44:11.017	

P6 139		Byron KIRK		Suzuki -			
IDEAL LAP TIME : 2:08.301		BEST LAP TIME : 2:08.525		DIFFERENCE : 0.224			
LAP	SECTOR 1	SECTOR 2	LAP TIME	MPH	DIFF	TIME OF DAY	
1 -		42.977	2:15.402	78.93	6.877	12:35:36.261	
2 -	1:26.323	42.762	2:09.085	82.79	0.560	12:37:45.346	
3 -	1:25.800	42.725	2:08.525 (1)	83.15		12:39:53.871	
4 -	1:26.011	42.817	2:08.828 (2)	82.96	0.303	12:42:02.699	
5 -	1:25.576	43.390	2:08.966 (3)	82.87	0.441	12:44:11.665	

P7 7		Richard HICKLING		Suzuki -			
IDEAL LAP TIME : 2:07.257		BEST LAP TIME : 2:07.897		DIFFERENCE : 0.640			
LAP	SECTOR 1	SECTOR 2	LAP TIME	MPH	DIFF	TIME OF DAY	
1 -							
2 -							
3 -							
4 -							
5 -							

Weather / Track : Cloudy / Dry

Snetterton 300

Circuit Length = 2.9689 miles

Start: 12:33 Flag 12:43 End: 12:45

BMCRC - MRO Championships 2015 - Rnd 2 @ Snetterton 300

MRO Minitwins

RACE 7 - SECTOR ANALYSIS

SECTOR 1 = FL to I1, SECTOR 2 = I1 to I2, SECTOR 3 = I2 to FL, DIFF = Difference To Personal Best Lap

1 -		43.289		2:15.828	78.68	7.931	12:35:36.687
2 -	1:27.974	43.417		2:11.391	81.34	3.494	12:37:48.078
3 -	1:25.014	42.883		2:07.897 (1)	83.56		12:39:55.975
4 -	1:25.365	42.754		2:08.119 (3)	83.42	0.222	12:42:04.094
5 -	1:24.503	43.438		2:07.941 (2)	83.53	0.044	12:44:12.035

P8 92		Matt LAST		Suzuki - Phase 5 Technology			
IDEAL LAP TIME : 2:08.326		BEST LAP TIME : 2:08.678		DIFFERENCE : 0.352			
LAP	SECTOR 1	SECTOR 2	LAP TIME	MPH	DIFF	TIME OF DAY	
1 -		43.526	2:15.383	78.94	6.705	12:35:36.242	
2 -	1:25.969	43.203	2:09.172	82.74	0.494	12:37:45.414	
3 -	1:25.879	43.287	2:09.166 (3)	82.74	0.488	12:39:54.580	
4 -	1:25.713	43.159	2:08.872 (2)	82.93	0.194	12:42:03.452	
5 -	1:25.167	43.511	2:08.678 (1)	83.06		12:44:12.130	

P9 111		Ryan FOLKES		Suzuki -			
IDEAL LAP TIME : 2:08.084		BEST LAP TIME : 2:08.193		DIFFERENCE : 0.109			
LAP	SECTOR 1	SECTOR 2	LAP TIME	MPH	DIFF	TIME OF DAY	
1 -		43.199	2:16.838	78.10	8.645	12:35:37.697	
2 -	1:26.588	44.389	2:10.977	81.60	2.784	12:37:48.674	
3 -	1:25.387	42.806	2:08.193 (1)	83.37		12:39:56.867	
4 -	1:25.728	42.697	2:08.425 (2)	83.22	0.232	12:42:05.292	
5 -	1:26.128	43.107	2:09.235 (3)	82.70	1.042	12:44:14.527	

P10 35		Tyler WALSH		Suzuki - GBR Powerlines			
IDEAL LAP TIME : 2:09.289		BEST LAP TIME : 2:09.306		DIFFERENCE : 0.017			
LAP	SECTOR 1	SECTOR 2	LAP TIME	MPH	DIFF	TIME OF DAY	
1 -		43.865	2:18.674	77.07	9.368	12:35:39.533	
2 -	1:27.376	43.459	2:10.835	81.69	1.529	12:37:50.368	
3 -	1:26.219	43.087	2:09.306 (1)	82.65		12:39:59.674	
4 -	1:26.615	43.070	2:09.685 (2)	82.41	0.379	12:42:09.359	
5 -	1:26.642	43.386	2:10.028 (3)	82.19	0.722	12:44:19.387	

P11 54		Adam JAMISON		Suzuki -			
IDEAL LAP TIME : 2:09.706		BEST LAP TIME : 2:10.074		DIFFERENCE : 0.368			
LAP	SECTOR 1	SECTOR 2	LAP TIME	MPH	DIFF	TIME OF DAY	
1 -		43.243	2:17.670	77.63	7.596	12:35:38.529	
2 -	1:26.645	44.057	2:10.702 (3)	81.77	0.628	12:37:49.231	
3 -	1:27.494	43.243	2:10.737	81.75	0.663	12:39:59.968	
4 -	1:26.463	43.611	2:10.074 (1)	82.16		12:42:10.042	
5 -	1:27.230	43.255	2:10.485 (2)	81.91	0.411	12:44:20.527	

P12 5		Barry MANTELL		Suzuki - Streets Installations			
IDEAL LAP TIME : 2:09.324		BEST LAP TIME : 2:09.579		DIFFERENCE : 0.255			
LAP	SECTOR 1	SECTOR 2	LAP TIME	MPH	DIFF	TIME OF DAY	
1 -		43.069	2:18.761	77.02	9.182	12:35:39.620	
2 -	1:26.447	43.132	2:09.579 (1)	82.48		12:37:49.199	
3 -	1:28.122	42.962	2:11.084	81.53	1.505	12:40:00.283	
4 -	1:26.970	43.382	2:10.352 (2)	81.99	0.773	12:42:10.635	
5 -	1:27.705	42.877	2:10.582 (3)	81.84	1.003	12:44:21.217	

P13 81		Malvern MAY		Suzuki -			
IDEAL LAP TIME : 2:12.287		BEST LAP TIME : 2:12.287		DIFFERENCE : 0.000			
LAP	SECTOR 1	SECTOR 2	LAP TIME	MPH	DIFF	TIME OF DAY	
1 -		43.947	2:19.741	76.48	7.454	12:35:40.600	
2 -	1:28.647	44.849	2:13.496	80.06	1.209	12:37:54.096	
3 -	1:29.213	44.091	2:13.304 (3)	80.17	1.017	12:40:07.400	
4 -	1:28.355	43.932	2:12.287 (1)	80.79		12:42:19.687	

Weather / Track : Cloudy / Dry

Snetterton 300
Circuit Length = 2.9689 miles
Start: 12:33 Flag 12:43 End: 12:45

BMCRC - MRO Championships 2015 - Rnd 2 @ Snetterton 300

MRO Minitwins

RACE 7 - SECTOR ANALYSIS

SECTOR 1 = FL to I1, SECTOR 2 = I1 to I2, SECTOR 3 = I2 to FL, DIFF = Difference To Personal Best Lap

5 - 1:29.079 44.118 2:13.197 (2) 80.24 0.910 12:44:32.884

P14	51	Theo RUTTER	Suzuki -			
IDEAL LAP TIME : 2:12.144		BEST LAP TIME : 2:12.442		DIFFERENCE : 0.298		

LAP	SECTOR 1	SECTOR 2	LAP TIME	MPH	DIFF	TIME OF DAY
1 -		44.365	2:20.493	76.07	8.051	12:35:41.352
2 -	1:27.779	44.663	2:12.442 (1)	80.70		12:37:53.794
3 -	1:28.714	44.593	2:13.307	80.17	0.865	12:40:07.101
4 -	1:28.381	44.597	2:12.978 (2)	80.37	0.536	12:42:20.079
5 -	1:28.493	44.556	2:13.049 (3)	80.33	0.607	12:44:33.128

P15	52	Paul JOHNSTON	Suzuki - ePayMe			
IDEAL LAP TIME : 2:11.617		BEST LAP TIME : 2:12.053		DIFFERENCE : 0.436		

LAP	SECTOR 1	SECTOR 2	LAP TIME	MPH	DIFF	TIME OF DAY
1 -		44.730	2:22.728	74.88	10.675	12:35:43.587
2 -	1:29.070	44.292	2:13.362	80.14	1.309	12:37:56.949
3 -	1:28.306	44.629	2:12.935 (3)	80.40	0.882	12:40:09.884
4 -	1:28.446	43.772	2:12.218 (2)	80.83	0.165	12:42:22.102
5 -	1:27.845	44.208	2:12.053 (1)	80.93		12:44:34.155

P16	3	Marcus NEWALL	Suzuki - Mum & Dad			
IDEAL LAP TIME : 2:12.334		BEST LAP TIME : 2:12.334		DIFFERENCE : 0.000		

LAP	SECTOR 1	SECTOR 2	LAP TIME	MPH	DIFF	TIME OF DAY
1 -		44.137	2:21.825	75.36	9.491	12:35:42.684
2 -	1:30.481	44.154	2:14.635	79.38	2.301	12:37:57.319
3 -	1:29.519	44.489	2:14.008 (3)	79.75	1.674	12:40:11.327
4 -	1:28.779	44.176	2:12.955 (2)	80.38	0.621	12:42:24.282
5 -	1:28.547	43.787	2:12.334 (1)	80.76		12:44:36.616

P17	28	Dominic VEASEY	Suzuki -			
IDEAL LAP TIME : 2:11.625		BEST LAP TIME : 2:12.220		DIFFERENCE : 0.595		

LAP	SECTOR 1	SECTOR 2	LAP TIME	MPH	DIFF	TIME OF DAY
1 -		45.814	2:25.604	73.40	13.384	12:35:46.463
2 -	1:28.613	44.378	2:12.991 (3)	80.36	0.771	12:37:59.454
3 -	1:27.806	44.414	2:12.220 (1)	80.83		12:40:11.674
4 -	1:28.469	43.819	2:12.288 (2)	80.79	0.068	12:42:23.962
5 -	1:28.998	44.260	2:13.258	80.20	1.038	12:44:37.220

P18	118	James PLUMMER	Suzuki -			
IDEAL LAP TIME : 2:12.187		BEST LAP TIME : 2:12.395		DIFFERENCE : 0.208		

LAP	SECTOR 1	SECTOR 2	LAP TIME	MPH	DIFF	TIME OF DAY
1 -		46.662	2:26.148	73.13	13.753	12:35:47.007
2 -	1:29.321	44.284	2:13.605	79.99	1.210	12:38:00.612
3 -	1:28.624	44.427	2:13.051 (3)	80.33	0.656	12:40:13.663
4 -	1:29.019	43.738	2:12.757 (2)	80.50	0.362	12:42:26.420
5 -	1:28.449	43.946	2:12.395 (1)	80.72		12:44:38.815

P19	39	Rob WILLIAMS	Suzuki -			
IDEAL LAP TIME : 2:13.041		BEST LAP TIME : 2:13.171		DIFFERENCE : 0.130		

LAP	SECTOR 1	SECTOR 2	LAP TIME	MPH	DIFF	TIME OF DAY
1 -		45.755	2:26.984	72.71	13.813	12:35:47.843
2 -	1:30.768	45.515	2:16.283	78.42	3.112	12:38:04.126
3 -	1:30.197	44.498	2:14.695 (3)	79.35	1.524	12:40:18.821
4 -	1:28.660	44.511	2:13.171 (1)	80.25		12:42:31.992
5 -	1:29.475	44.381	2:13.856 (2)	79.84	0.685	12:44:45.848

Weather / Track : Cloudy / Dry

Snetterton 300

Circuit Length = 2.9689 miles

Start: 12:33 Flag 12:43 End: 12:45

BMCRC - MRO Championships 2015 - Rnd 2 @ Snetterton 300

MRO Minitwins

RACE 7 - SECTOR ANALYSIS

SECTOR 1 = FL to I1, SECTOR 2 = I1 to I2, SECTOR 3 = I2 to FL, DIFF = Difference To Personal Best Lap

P20 65	Richard BUTT		Suzuki - K.J. Shelley Builders			
IDEAL LAP TIME : 2:14.750		BEST LAP TIME : 2:15.149	DIFFERENCE : 0.399			
LAP	SECTOR 1	SECTOR 2	LAP TIME	MPH	DIFF	TIME OF DAY
1 -		45.895	2:26.117	73.14	10.968	12:35:46.976
2 -	1:31.473	45.190	2:16.663	78.20	1.514	12:38:03.639
3 -	1:30.279	44.870	2:15.149 (1)	79.08		12:40:18.788
4 -	1:30.674	44.937	2:15.611 (3)	78.81	0.462	12:42:34.399
5 -	1:30.717	44.471	2:15.188 (2)	79.06	0.039	12:44:49.587
P21 11	Emma SELWAY		Suzuki -			
IDEAL LAP TIME : 2:14.587		BEST LAP TIME : 2:14.614	DIFFERENCE : 0.027			
LAP	SECTOR 1	SECTOR 2	LAP TIME	MPH	DIFF	TIME OF DAY
1 -		46.623	2:29.467	71.50	14.853	12:35:50.326
2 -	1:32.027	45.212	2:17.239	77.87	2.625	12:38:07.565
3 -	1:29.837	44.777	2:14.614 (1)	79.39		12:40:22.179
4 -	1:30.121	44.750	2:14.871 (2)	79.24	0.257	12:42:37.050
5 -	1:30.158	44.770	2:14.928 (3)	79.21	0.314	12:44:51.978
P22 145	Peter MOORE		Suzuki - Curphs Cuttings			
IDEAL LAP TIME : 2:15.171		BEST LAP TIME : 2:15.250	DIFFERENCE : 0.079			
LAP	SECTOR 1	SECTOR 2	LAP TIME	MPH	DIFF	TIME OF DAY
1 -		45.047	2:27.521	72.45	12.271	12:35:48.380
2 -	1:30.630	45.624	2:16.254 (2)	78.44	1.004	12:38:04.634
3 -	1:31.436	45.023	2:16.459	78.32	1.209	12:40:21.093
4 -	1:30.148	45.102	2:15.250 (1)	79.02		12:42:36.343
5 -	1:30.813	45.495	2:16.308 (3)	78.41	1.058	12:44:52.651
P23 48	Shaun WALLIS		Suzuki -			
IDEAL LAP TIME : 2:15.247		BEST LAP TIME : 2:15.247	DIFFERENCE : 0.000			
LAP	SECTOR 1	SECTOR 2	LAP TIME	MPH	DIFF	TIME OF DAY
1 -		46.726	2:26.064	73.17	10.817	12:35:46.923
2 -	1:30.920	45.764	2:16.684 (3)	78.19	1.437	12:38:03.607
3 -	1:31.014	45.467	2:16.481 (2)	78.31	1.234	12:40:20.088
4 -	1:29.955	45.292	2:15.247 (1)	79.02		12:42:35.335
5 -	1:31.135	46.248	2:17.383	77.79	2.136	12:44:52.718
P24 169	Robert MILES		Suzuki - The Bike Shop Long Eaton			
IDEAL LAP TIME : 2:15.198		BEST LAP TIME : 2:15.598	DIFFERENCE : 0.400			
LAP	SECTOR 1	SECTOR 2	LAP TIME	MPH	DIFF	TIME OF DAY
1 -		45.750	2:28.143	72.14	12.545	12:35:49.002
2 -	1:30.736	45.251	2:15.987 (3)	78.59	0.389	12:38:04.989
3 -	1:31.451	45.153	2:16.604	78.24	1.006	12:40:21.593
4 -	1:30.068	45.665	2:15.733 (2)	78.74	0.135	12:42:37.326
5 -	1:30.468	45.130	2:15.598 (1)	78.82		12:44:52.924
P25 59	Martin FOORD		Suzuki -			
IDEAL LAP TIME : 2:14.240		BEST LAP TIME : 2:14.297	DIFFERENCE : 0.057			
LAP	SECTOR 1	SECTOR 2	LAP TIME	MPH	DIFF	TIME OF DAY
1 -		46.625	2:29.647	71.42	15.350	12:35:50.506
2 -	1:32.160	45.827	2:17.987	77.45	3.690	12:38:08.493
3 -	1:30.183	45.221	2:15.404 (3)	78.93	1.107	12:40:23.897
4 -	1:29.794	45.153	2:14.947 (2)	79.20	0.650	12:42:38.844
5 -	1:29.851	44.446	2:14.297 (1)	79.58		12:44:53.141
P26 99	Lee WINTERS		Suzuki -			
IDEAL LAP TIME : 2:18.744		BEST LAP TIME : 2:18.965	DIFFERENCE : 0.221			
LAP	SECTOR 1	SECTOR 2	LAP TIME	MPH	DIFF	TIME OF DAY

Weather / Track : Cloudy / Dry

Snetterton 300
Circuit Length = 2.9689 miles
Start: 12:33 Flag 12:43 End: 12:45

BMCRC - MRO Championships 2015 - Rnd 2 @ Snetterton 300

MRO Minitwins

RACE 7 - SECTOR ANALYSIS

SECTOR 1 = FL to I1, SECTOR 2 = I1 to I2, SECTOR 3 = I2 to FL, DIFF = Difference To Personal Best Lap

1 -		46.813	2:29.454	71.51	10.489	12:35:50.313
2 -	1:32.503	47.129	2:19.632 (2)	76.54	0.667	12:38:09.945
3 -	1:32.376	46.589	2:18.965 (1)	76.91		12:40:28.910
4 -	1:36.239	46.820	2:23.059	74.71	4.094	12:42:51.969
5 -	1:35.126	46.368	2:21.494 (3)	75.53	2.529	12:45:13.463

P27 73 Vincent LEWIN		Suzuki - Vinitwin Racing DotCo				
IDEAL LAP TIME : 2:22.084		BEST LAP TIME : 2:22.872		DIFFERENCE : 0.788		
LAP	SECTOR 1	SECTOR 2	LAP TIME	MPH	DIFF	TIME OF DAY
1 -		47.968	2:32.947	69.88	10.075	12:35:53.806
2 -	1:35.092	48.971	2:24.063	74.19	1.191	12:38:17.869
3 -	1:34.406	49.226	2:23.632 (3)	74.41	0.760	12:40:41.501
4 -	1:34.441	48.431	2:22.872 (1)	74.80		12:43:04.373
5 -	1:35.853	47.678	2:23.531 (2)	74.46	0.659	12:45:27.904

P28 58 Steve COSTIN		Suzuki - AUTO REVIVE,SAKURA,LKY7SPORTS				
IDEAL LAP TIME : 2:08.353		BEST LAP TIME : 2:08.353		DIFFERENCE : 0.000		
LAP	SECTOR 1	SECTOR 2	LAP TIME	MPH	DIFF	TIME OF DAY
1 -		43.323	2:17.107	77.95	8.754	12:35:37.966
2 -	1:25.952	43.437	2:09.389 (3)	82.60	1.036	12:37:47.355
3 -	1:25.764	43.064	2:08.828 (2)	82.96	0.475	12:39:56.183
4 -	1:25.511	42.842	2:08.353 (1)	83.27		12:42:04.536
5 -	2:36.463	48.047	3:24.510	52.26	1:16.157	12:45:29.046

P29 87 Tristan REVELL		Suzuki -				
IDEAL LAP TIME : 2:12.306		BEST LAP TIME : 2:12.306		DIFFERENCE : 0.000		
LAP	SECTOR 1	SECTOR 2	LAP TIME	MPH	DIFF	TIME OF DAY
1 -		44.512	2:22.912	74.78	10.606	12:35:43.771
2 -	1:29.722	44.695	2:14.417 (3)	79.51	2.111	12:37:58.188
3 -	1:28.260	44.807	2:13.067 (2)	80.32	0.761	12:40:11.255
4 -	1:27.842	44.464	2:12.306 (1)	80.78		12:42:23.561

P30 98 Steven TOPPING		Suzuki - HDS / Nutsmoto				
IDEAL LAP TIME : 2:11.322		BEST LAP TIME : 2:11.963		DIFFERENCE : 0.641		
LAP	SECTOR 1	SECTOR 2	LAP TIME	MPH	DIFF	TIME OF DAY
1 -		43.137	2:15.118 (2)	79.10	3.155	12:35:35.977
2 -	1:28.185	43.778	2:11.963 (1)	80.99		12:37:47.940

BMCRC - MRO Championships 2015 - Rnd 2 @ Snetterton 300

MRO Minitwins

RACE 7 - BEST SECTORS

SECTOR 1			SECTOR 2			IDEAL / BEST COMPARISON						
POS	NO	NAME	TIME	NO	NAME	TIME	POS	NO	NAME	IDEAL	BEST	DIFF
									PERFECT LAP	2:04.310		
1	30	GOODE	1:23.279	76	KING	41.031	1	30	GOODE	2:04.602	2:04.723	0.121
2	40	WILBY	1:23.781	30	GOODE	41.323	2	76	KING	2:05.047	2:05.047	0.000
3	777	WILLIAMS	1:23.970	40	WILBY	41.558	3	40	WILBY	2:05.339	2:05.339	0.000
4	76	KING	1:24.016	777	WILLIAMS	41.568	4	777	WILLIAMS	2:05.538	2:05.538	0.000
5	7	HICKLING	1:24.503	124	BUTLER	42.687	5	7	HICKLING	2:07.257	2:07.897	0.640
6	92	LAST	1:25.167	111	FOLKES	42.697	6	124	BUTLER	2:08.055	2:08.129	0.074
7	124	BUTLER	1:25.368	139	KIRK	42.725	7	111	FOLKES	2:08.084	2:08.193	0.109
8	111	FOLKES	1:25.387	7	HICKLING	42.754	8	139	KIRK	2:08.301	2:08.525	0.224
9	58	COSTIN	1:25.511	58	COSTIN	42.842	9	92	LAST	2:08.326	2:08.678	0.352
10	139	KIRK	1:25.576	5	MANTELL	42.877	10	58	COSTIN	2:08.353	2:08.353	0.000
11	35	WALSH	1:26.219	35	WALSH	43.070	11	35	WALSH	2:09.289	2:09.306	0.017
12	5	MANTELL	1:26.447	98	TOPPING	43.137	12	5	MANTELL	2:09.324	2:09.579	0.255
13	54	JAMISON	1:26.463	92	LAST	43.159	13	54	JAMISON	2:09.706	2:10.074	0.368
14	51	RUTTER	1:27.779	54	JAMISON	43.243	14	98	TOPPING	2:11.322	2:11.963	0.641
15	28	VEASEY	1:27.806	118	PLUMMER	43.738	15	52	JOHNSTON	2:11.617	2:12.053	0.436
16	87	REVELL	1:27.842	52	JOHNSTON	43.772	16	28	VEASEY	2:11.625	2:12.220	0.595
17	52	JOHNSTON	1:27.845	3	NEWALL	43.787	17	51	RUTTER	2:12.144	2:12.442	0.298
18	98	TOPPING	1:28.185	28	VEASEY	43.819	18	118	PLUMMER	2:12.187	2:12.395	0.208
19	81	MAY	1:28.355	81	MAY	43.932	19	81	MAY	2:12.287	2:12.287	0.000
20	118	PLUMMER	1:28.449	51	RUTTER	44.365	20	87	REVELL	2:12.306	2:12.306	0.000
21	3	NEWALL	1:28.547	39	WILLIAMS	44.381	21	3	NEWALL	2:12.334	2:12.334	0.000
22	39	WILLIAMS	1:28.660	59	FOORD	44.446	22	39	WILLIAMS	2:13.041	2:13.171	0.130
23	59	FOORD	1:29.794	87	REVELL	44.464	23	59	FOORD	2:14.240	2:14.297	0.057
24	11	SELWAY	1:29.837	65	BUTT	44.471	24	11	SELWAY	2:14.587	2:14.614	0.027
25	48	WALLIS	1:29.955	11	SELWAY	44.750	25	65	BUTT	2:14.750	2:15.149	0.399
26	169	MILES	1:30.068	145	MOORE	45.023	26	145	MOORE	2:15.171	2:15.250	0.079
27	145	MOORE	1:30.148	169	MILES	45.130	27	169	MILES	2:15.198	2:15.598	0.400
28	65	BUTT	1:30.279	48	WALLIS	45.292	28	48	WALLIS	2:15.247	2:15.247	0.000
29	99	WINTERS	1:32.376	99	WINTERS	46.368	29	99	WINTERS	2:18.744	2:18.965	0.221
30	73	LEWIN	1:34.406	73	LEWIN	47.678	30	73	LEWIN	2:22.084	2:22.872	0.788
31												

Weather / Track : Cloudy / Dry

Results can be found at www.tsl-timing.com

Snetterton 300

Circuit Length = 2.9689 miles

Start: 12:33 Flag 12:43 End: 12:45

Printed - 12:48 Sunday, 26 April 2015

BMCRC - MRO Championships 2015 - Rnd 2 @ Snetterton 300




HOYL INSURANCE

MRO Minitwins

RACE 18 - GRID (5 Laps)

ROW 11		32	37 Stephen WILSON	31	64 Joe BUXTON		
ROW 10	30	98 Steven TOPPING	29	87 Tristan REVELL	28	58 Steve COSTIN	
ROW 9		27	73 Vincent LEWIN	26	99 Lee WINTERS	25	59 Martin FOORD
ROW 8	24	169 Robert MILES	23	48 Shaun WALLIS	22	145 Peter MOORE	
ROW 7		21	11 Emma SELWAY	20	65 Richard BUTT	19	39 Rob WILLIAMS
ROW 6	18	118 James PLUMMER	17	28 Dominic VEASEY	16	3 Marcus NEWALL	
ROW 5		15	52 Paul JOHNSTON	14	51 Theo RUTTER	13	81 Malvern MAY
ROW 4	12	5 Barry MANTELL	11	54 Adam JAMISON	10	35 Tyler WALSH	
ROW 3		9	111 Ryan FOLKES	8	92 Matt LAST	7	7 Richard HICKLING
ROW 2	6	139 Byron KIRK	5	124 Kurtis BUTLER	4	40 Paul WILBY	
ROW 1		3	777 Mason WILLIAMS	2	76 Charlie KING	1	30 Richard GOODE

Pole



Snetterton 300
Circuit Length = 2.9689 miles

These results are provisional until the conclusion of any judicial and technical matters.

Clerk Of Course :		Timekeeper :	
-------------------	--	--------------	--

Results can be found at www.tsl-timing.com

Printed - 12:52 Sunday, 26 April 2015



BMCRC - MRO Championships 2015 - Rnd 2 @ Snetterton 300



HOYL INSURANCE

MRO Minitwins

RACE 18 - CLASSIFICATION

POS	NO	NAME	ENTRY	LAPS	TIME	GAP	DIFF	MPH	BEST	ON
1	30	Richard GOODE	Suzuki - Wps Ltd / Geoff Hand Automotive Engineer	5	10:29.297			84.92	2:04.256	4
2	76	Charlie KING	Suzuki -	5	10:29.937	0.640	0.640	84.83	2:04.081	5
3	40	Paul WILBY	Suzuki - Nutsmoto	5	10:30.020	0.723	0.083	84.82	2:04.415	5
4	777	Mason WILLIAMS	Suzuki -	5	10:40.673	11.376	10.653	83.41	2:06.966	2
5	124	Kurtis BUTLER	Suzuki -	5	10:48.135	18.838	7.462	82.45	2:06.830	2
6	139	Byron KIRK	Suzuki -	5	10:48.169	18.872	0.034	82.44	2:07.424	5
7	7	Richard HICKLING	Suzuki -	5	10:48.804	19.507	0.635	82.36	2:07.182	5
8	111	Ryan FOLKES	Suzuki -	5	10:51.429	22.132	2.625	82.03	2:08.051	4
9	35	Tyler WALSH	Suzuki - GBR Powerlines	5	10:55.325	26.028	3.896	81.54	2:09.015	3
10	5	Barry MANTELL	Suzuki - Streets Installations	5	11:00.414	31.117	5.089	80.91	2:10.453	2
11	58	Steve COSTIN	Suzuki - AUTO REVIVE, SAKURA, LKY7SPORTS	5	11:04.935	35.638	4.521	80.36	2:08.608	5
12	54	Adam JAMISON	Suzuki -	5	11:05.412	36.115	0.477	80.31	2:11.674	3
13	3	Marcus NEWALL	Suzuki - Mum & Dad	5	11:12.450	43.153	7.038	79.47	2:12.591	4
14	51	Theo RUTTER	Suzuki -	5	11:12.804	43.507	0.354	79.42	2:12.269	5
15	81	Malvern MAY	Suzuki -	5	11:13.989	44.692	1.185	79.28	2:11.474	4
16	118	James PLUMMER	Suzuki -	5	11:16.487	47.190	2.498	78.99	2:12.331	4
17	28	Dominic VEASEY	Suzuki -	5	11:16.691	47.394	0.204	78.97	2:12.563	4
18	11	Emma SELWAY	Suzuki -	5	11:26.991	57.694	10.300	77.78	2:14.636	5
19	48	Shaun WALLIS	Suzuki -	5	11:27.317	58.020	0.326	77.75	2:14.497	5
20	65	Richard BUTT	Suzuki - K.J. Shelley Builders	5	11:27.850	58.553	0.533	77.69	2:14.438	5
21	59	Martin FOORD	Suzuki -	5	11:28.226	58.929	0.376	77.64	2:14.433	4
22	169	Robert MILES	Suzuki - The Bike Shop Long Eaton	5	11:29.382	1:00.085	1.156	77.51	2:15.164	5
23	37	Stephen WILSON	Suzuki -	5	11:29.734	1:00.437	0.352	77.47	2:13.551	5
24	39	Rob WILLIAMS	Suzuki -	5	11:29.808	1:00.511	0.074	77.47	2:14.329	5
25	145	Peter MOORE	Suzuki - Curphs Cuttings	5	11:37.773	1:08.476	7.965	76.58	2:16.152	4
26	99	Lee WINTERS	Suzuki -	5	11:49.416	1:20.119	11.643	75.33	2:18.102	2
27	73	Vincent LEWIN	Suzuki - Vinitwin Racing DotCo	5	12:02.463	1:33.166	13.047	73.96	2:21.346	5

NOT CLASSIFIED

DNF	52	Paul JOHNSTON	Suzuki - ePayMe	4	8:59.585	1 Lap	1 Lap	79.23	2:12.175	4
DNF	98	Steven TOPPING	Suzuki - HDS / Nutsmoto	0						
DNF	92	Matt LAST	Suzuki - Phase 5 Technology	0						

FASTEST LAP

76	Charlie KING	Suzuki -	5	2:04.081	86.13 mph	138.62 kph
----	--------------	----------	---	----------	-----------	------------

90% of Race Speed = 76.42 mph

Snetterton 300

Circuit Length = 2.9689 miles

Start: 16:28 Flag 16:38 End: 16:40

Weather / Track : Cloudy / Dry

These results are provisional until the conclusion of any judicial and technical matters.

Clerk Of Course :	Timekeeper :
-------------------	--------------

Results can be found at www.tsl-timing.com

Printed - 16:40 Sunday, 26 April 2015



BMCRC - MRO Championships 2015 - Rnd 2 @ Snetterton 300

MRO Minitwins

RACE 18 - LAP CHART

LAP 1 @ 16:30:28.327			LAP 2 @ 16:32:33.564			LAP 3 @ 16:34:38.142			LAP 4 @ 16:36:42.398			LAP 5 @ 16:38:47.403		
NO	BEHIND	LAP TIME	NO	BEHIND	LAP TIME	NO	BEHIND	LAP TIME	NO	BEHIND	LAP TIME	NO	BEHIND	LAP TIME
30		2:10.221	30		2:05.237	30		2:04.578	30		2:04.256	30		2:05.005
76	0.505	2:10.726	40	0.447	2:05.077	40	0.874	2:05.005	40	1.313	2:04.695	76	0.640	2:04.081
40	0.607	2:10.828	76	0.716	2:05.448	76	0.884	2:04.746	76	1.564	2:04.936	40	0.723	2:04.415
777	1.591	2:11.812	777	3.320	2:06.966	777	6.132	2:07.390	777	9.318	2:07.442	777	11.376	2:07.063
124	2.955	2:13.176	124	4.548	2:06.830	124	11.216	2:11.246	124	15.442	2:08.482	124	18.838	2:08.401
139	4.955	2:15.176	139	8.213	2:08.495	139	12.665	2:09.030	139	16.453	2:08.044	139	18.872	2:07.424
7	5.340	2:15.561	7	9.486	2:09.383	7	13.781	2:08.873	7	17.330	2:07.805	7	19.507	2:07.182
111	5.871	2:16.092	111	9.821	2:09.187	111	14.154	2:08.911	111	17.949	2:08.051	111	22.132	2:09.188
5	6.792	2:17.013	35	11.348	2:09.213	35	15.785	2:09.015	35	20.911	2:09.382	35	26.028	2:10.122
35	7.372	2:17.593	5	12.008	2:10.453	5	18.380	2:10.950	5	24.998	2:10.874	5	31.117	2:11.124
54	7.773	2:17.994	54	14.453	2:11.917	54	21.549	2:11.674	54	29.026	2:11.733	58	35.638	2:08.608
3	9.541	2:19.762	3	18.497	2:14.193	58	26.149	2:10.907	58	32.035	2:10.142	54	36.115	2:12.094
51	9.954	2:20.175	52	19.249	2:14.031	3	27.194	2:13.275	52	35.293	2:12.175	3	43.153	2:12.629
52	10.455	2:20.676	58	19.820	2:11.740	52	27.374	2:12.703	3	35.529	2:12.591	51	43.507	2:12.269
81	10.719	2:20.940	51	19.839	2:15.122	51	27.980	2:12.719	51	36.243	2:12.519	81	44.692	2:12.541
28	11.053	2:21.274	81	20.148	2:14.666	28	28.796	2:12.982	28	37.103	2:12.563	118	47.190	2:14.927
118	11.323	2:21.544	28	20.392	2:14.576	118	29.193	2:13.286	81	37.156	2:11.474	28	47.394	2:15.296
58	13.317	2:23.538	118	20.485	2:14.399	81	29.938	2:14.368	118	37.268	2:12.331	11	57.694	2:14.636
48	13.651	2:23.872	48	24.977	2:16.563	11	36.903	2:15.952	11	48.063	2:15.416	48	58.020	2:14.497
65	14.351	2:24.572	65	25.091	2:15.977	48	37.142	2:16.743	48	48.528	2:15.642	65	58.553	2:14.438
11	15.230	2:25.451	11	25.529	2:15.536	65	37.852	2:17.339	65	49.120	2:15.524	59	58.929	2:14.776
169	16.072	2:26.293	169	27.031	2:16.196	169	38.800	2:16.347	59	49.158	2:14.433	169	1:00.085	2:15.164
59	16.871	2:27.092	59	27.126	2:15.492	59	38.981	2:16.433	169	49.926	2:15.382	37	1:00.437	2:13.551
37	17.642	2:27.863	37	28.157	2:15.752	37	39.491	2:15.912	39	51.187	2:15.297	39	1:00.511	2:14.329
145	17.801	2:28.022	39	29.001	2:16.421	39	40.146	2:15.723	37	51.891	2:16.656	145	1:08.476	2:20.297
39	17.817	2:28.038	145	29.610	2:17.046	145	41.288	2:16.256	145	53.184	2:16.152	99	1:20.119	2:20.792
99	19.161	2:29.382	99	32.026	2:18.102	99	48.393	2:20.945	99	1:04.332	2:20.195	73	1:33.166	2:21.346
73	21.875	2:32.096	73	40.025	2:23.387	73	59.095	2:23.648	73	1:16.825	2:21.986			

Weather / Track : Cloudy / Dry

Results can be found at www.tsl-timing.com

Snetterton 300

Circuit Length = 2.9689 miles

Start: 16:28 Flag 16:38 End: 16:40

Printed - 16:41 Sunday, 26 April 2015

BMCRC - MRO Championships 2015 - Rnd 2 @ Snetterton 300

MRO Minitwins

RACE 18 - SECTOR ANALYSIS

SECTOR 1 = FL to I1, SECTOR 2 = I1 to I2, SECTOR 3 = I2 to FL, DIFF = Difference To Personal Best Lap

P1 30		Richard GOODE		Suzuki - Wps Ltd / Geoff Hand Automotive Engineering		
IDEAL LAP TIME : 2:04.119		BEST LAP TIME : 2:04.256		DIFFERENCE : 0.137		
LAP	SECTOR 1	SECTOR 2	LAP TIME	MPH	DIFF	TIME OF DAY
1 -		41.152	2:10.221	82.07	5.965	16:30:28.327
2 -	1:23.578	41.659	2:05.237	85.34	0.981	16:32:33.564
3 -	1:23.261	41.317	2:04.578 (2)	85.79	0.322	16:34:38.142
4 -	1:23.034	41.222	2:04.256 (1)	86.01		16:36:42.398
5 -	1:23.920	41.085	2:05.005 (3)	85.50	0.749	16:38:47.403

P2 76		Charlie KING		Suzuki -		
IDEAL LAP TIME : 2:04.081		BEST LAP TIME : 2:04.081		DIFFERENCE : 0.000		
LAP	SECTOR 1	SECTOR 2	LAP TIME	MPH	DIFF	TIME OF DAY
1 -		41.680	2:10.726	81.75	6.645	16:30:28.832
2 -	1:24.283	41.165	2:05.448	85.19	1.367	16:32:34.280
3 -	1:23.809	40.937	2:04.746 (2)	85.67	0.665	16:34:39.026
4 -	1:24.033	40.903	2:04.936 (3)	85.54	0.855	16:36:43.962
5 -	1:23.188	40.893	2:04.081 (1)	86.13		16:38:48.043

P3 40		Paul WILBY		Suzuki - Nutsmoto		
IDEAL LAP TIME : 2:04.415		BEST LAP TIME : 2:04.415		DIFFERENCE : 0.000		
LAP	SECTOR 1	SECTOR 2	LAP TIME	MPH	DIFF	TIME OF DAY
1 -		41.621	2:10.828	81.69	6.413	16:30:28.934
2 -	1:23.764	41.313	2:05.077	85.45	0.662	16:32:34.011
3 -	1:24.075	40.930	2:05.005 (3)	85.50	0.590	16:34:39.016
4 -	1:23.516	41.179	2:04.695 (2)	85.71	0.280	16:36:43.711
5 -	1:23.498	40.917	2:04.415 (1)	85.90		16:38:48.126

P4 777		Mason WILLIAMS		Suzuki -		
IDEAL LAP TIME : 2:06.592		BEST LAP TIME : 2:06.966		DIFFERENCE : 0.374		
LAP	SECTOR 1	SECTOR 2	LAP TIME	MPH	DIFF	TIME OF DAY
1 -		41.887	2:11.812	81.08	4.846	16:30:29.918
2 -	1:24.705	42.261	2:06.966 (1)	84.18		16:32:36.884
3 -	1:25.257	42.133	2:07.390 (3)	83.90	0.424	16:34:44.274
4 -	1:25.339	42.103	2:07.442	83.86	0.476	16:36:51.716
5 -	1:24.960	42.103	2:07.063 (2)	84.11	0.097	16:38:58.779

P5 124		Kurtis BUTLER		Suzuki -		
IDEAL LAP TIME : 2:06.093		BEST LAP TIME : 2:06.830		DIFFERENCE : 0.737		
LAP	SECTOR 1	SECTOR 2	LAP TIME	MPH	DIFF	TIME OF DAY
1 -		42.068	2:13.176	80.25	6.346	16:30:31.282
2 -	1:24.782	42.048	2:06.830 (1)	84.27		16:32:38.112
3 -	1:24.045	47.201	2:11.246	81.43	4.416	16:34:49.358
4 -	1:25.508	42.974	2:08.482 (3)	83.18	1.652	16:36:57.840
5 -	1:25.449	42.952	2:08.401 (2)	83.23	1.571	16:39:06.241

P6 139		Byron KIRK		Suzuki -		
IDEAL LAP TIME : 2:07.265		BEST LAP TIME : 2:07.424		DIFFERENCE : 0.159		
LAP	SECTOR 1	SECTOR 2	LAP TIME	MPH	DIFF	TIME OF DAY
1 -		43.103	2:15.176	79.06	7.752	16:30:33.282
2 -	1:25.623	42.872	2:08.495 (3)	83.17	1.071	16:32:41.777
3 -	1:26.024	43.006	2:09.030	82.83	1.606	16:34:50.807
4 -	1:25.500	42.544	2:08.044 (2)	83.47	0.620	16:36:58.851
5 -	1:24.721	42.703	2:07.424 (1)	83.87		16:39:06.275

P7 7		Richard HICKLING		Suzuki -		
IDEAL LAP TIME : 2:07.182		BEST LAP TIME : 2:07.182		DIFFERENCE : 0.000		
LAP	SECTOR 1	SECTOR 2	LAP TIME	MPH	DIFF	TIME OF DAY
1 -		43.103	2:15.176	79.06	7.752	16:30:33.282
2 -	1:25.623	42.872	2:08.495 (3)	83.17	1.071	16:32:41.777
3 -	1:26.024	43.006	2:09.030	82.83	1.606	16:34:50.807
4 -	1:25.500	42.544	2:08.044 (2)	83.47	0.620	16:36:58.851
5 -	1:24.721	42.703	2:07.424 (1)	83.87		16:39:06.275

Weather / Track : Cloudy / Dry

Snetterton 300
Circuit Length = 2.9689 miles
Start: 16:28 Flag 16:38 End: 16:40

BMCRC - MRO Championships 2015 - Rnd 2 @ Snetterton 300

MRO Minitwins

RACE 18 - SECTOR ANALYSIS

SECTOR 1 = FL to I1, SECTOR 2 = I1 to I2, SECTOR 3 = I2 to FL, DIFF = Difference To Personal Best Lap

1 -		43.844		2:15.561	78.84	8.379	16:30:33.667
2 -	1:26.068	43.315		2:09.383	82.60	2.201	16:32:43.050
3 -	1:25.849	43.024		2:08.873 (3)	82.93	1.691	16:34:51.923
4 -	1:25.024	42.781		2:07.805 (2)	83.62	0.623	16:36:59.728
5 -	1:24.494	42.688		2:07.182 (1)	84.03		16:39:06.910

P8 111		Ryan FOLKES		Suzuki -			
IDEAL LAP TIME : 2:08.051		BEST LAP TIME : 2:08.051		DIFFERENCE : 0.000			
LAP	SECTOR 1	SECTOR 2	LAP TIME	MPH	DIFF	TIME OF DAY	
1 -		44.073	2:16.092	78.53	8.041	16:30:34.198	
2 -	1:25.825	43.362	2:09.187 (3)	82.73	1.136	16:32:43.385	
3 -	1:26.112	42.799	2:08.911 (2)	82.91	0.860	16:34:52.296	
4 -	1:25.331	42.720	2:08.051 (1)	83.46		16:37:00.347	
5 -	1:25.944	43.244	2:09.188	82.73	1.137	16:39:09.535	

P9 35		Tyler WALSH		Suzuki - GBR Powerlines			
IDEAL LAP TIME : 2:08.969		BEST LAP TIME : 2:09.015		DIFFERENCE : 0.046			
LAP	SECTOR 1	SECTOR 2	LAP TIME	MPH	DIFF	TIME OF DAY	
1 -		43.506	2:17.593	77.67	8.578	16:30:35.699	
2 -	1:25.833	43.380	2:09.213 (2)	82.71	0.198	16:32:44.912	
3 -	1:25.879	43.136	2:09.015 (1)	82.84		16:34:53.927	
4 -	1:26.176	43.206	2:09.382 (3)	82.60	0.367	16:37:03.309	
5 -	1:26.666	43.456	2:10.122	82.13	1.107	16:39:13.431	

P10 5		Barry MANTELL		Suzuki - Streets Installations			
IDEAL LAP TIME : 2:10.453		BEST LAP TIME : 2:10.453		DIFFERENCE : 0.000			
LAP	SECTOR 1	SECTOR 2	LAP TIME	MPH	DIFF	TIME OF DAY	
1 -		43.278	2:17.013	78.00	6.560	16:30:35.119	
2 -	1:27.419	43.034	2:10.453 (1)	81.93		16:32:45.572	
3 -	1:27.601	43.349	2:10.950 (3)	81.61	0.497	16:34:56.522	
4 -	1:27.427	43.447	2:10.874 (2)	81.66	0.421	16:37:07.396	
5 -	1:27.844	43.280	2:11.124	81.51	0.671	16:39:18.520	

P11 58		Steve COSTIN		Suzuki - AUTO REVIVE, SAKURA, LKY7SPORTS			
IDEAL LAP TIME : 2:08.608		BEST LAP TIME : 2:08.608		DIFFERENCE : 0.000			
LAP	SECTOR 1	SECTOR 2	LAP TIME	MPH	DIFF	TIME OF DAY	
1 -		45.079	2:23.538	74.46	14.930	16:30:41.644	
2 -	1:26.621	45.119	2:11.740	81.13	3.132	16:32:53.384	
3 -	1:27.074	43.833	2:10.907 (3)	81.64	2.299	16:35:04.291	
4 -	1:26.618	43.524	2:10.142 (2)	82.12	1.534	16:37:14.433	
5 -	1:25.414	43.194	2:08.608 (1)	83.10		16:39:23.041	

P12 54		Adam JAMISON		Suzuki -			
IDEAL LAP TIME : 2:11.178		BEST LAP TIME : 2:11.674		DIFFERENCE : 0.496			
LAP	SECTOR 1	SECTOR 2	LAP TIME	MPH	DIFF	TIME OF DAY	
1 -		43.717	2:17.994	77.45	6.320	16:30:36.100	
2 -	1:28.009	43.908	2:11.917 (3)	81.02	0.243	16:32:48.017	
3 -	1:27.688	43.986	2:11.674 (1)	81.17		16:34:59.691	
4 -	1:27.823	43.910	2:11.733 (2)	81.13	0.059	16:37:11.424	
5 -	1:28.604	43.490	2:12.094	80.91	0.420	16:39:23.518	

P13 3		Marcus NEWALL		Suzuki - Mum & Dad			
IDEAL LAP TIME : 2:12.240		BEST LAP TIME : 2:12.591		DIFFERENCE : 0.351			
LAP	SECTOR 1	SECTOR 2	LAP TIME	MPH	DIFF	TIME OF DAY	
1 -		44.473	2:19.762	76.47	7.171	16:30:37.868	
2 -	1:29.713	44.480	2:14.193	79.64	1.602	16:32:52.061	
3 -	1:29.143	44.132	2:13.275 (3)	80.19	0.684	16:35:05.336	
4 -	1:28.825	43.766	2:12.591 (1)	80.60		16:37:17.927	

Weather / Track : Cloudy / Dry

Snetterton 300

Circuit Length = 2.9689 miles

Start: 16:28 Flag 16:38 End: 16:40

BMCRC - MRO Championships 2015 - Rnd 2 @ Snetterton 300

MRO Minitwins

RACE 18 - SECTOR ANALYSIS

SECTOR 1 = FL to I1, SECTOR 2 = I1 to I2, SECTOR 3 = I2 to FL, DIFF = Difference To Personal Best Lap

5 - **1:28.474** 44.155 2:12.629 (2) 80.58 0.038 16:39:30.556

P14 51		Theo RUTTER		Suzuki -		
IDEAL LAP TIME : 2:12.196		BEST LAP TIME : 2:12.269		DIFFERENCE : 0.073		
LAP	SECTOR 1	SECTOR 2	LAP TIME	MPH	DIFF	TIME OF DAY
1 -		44.636	2:20.175	76.24	7.906	16:30:38.281
2 -	1:29.528	45.594	2:15.122	79.09	2.853	16:32:53.403
3 -	1:28.524	44.195	2:12.719 (3)	80.53	0.450	16:35:06.122
4 -	1:28.169	44.350	2:12.519 (2)	80.65	0.250	16:37:18.641
5 -	1:28.001	44.268	2:12.269 (1)	80.80		16:39:30.910

P15 81		Malvern MAY		Suzuki -		
IDEAL LAP TIME : 2:11.474		BEST LAP TIME : 2:11.474		DIFFERENCE : 0.000		
LAP	SECTOR 1	SECTOR 2	LAP TIME	MPH	DIFF	TIME OF DAY
1 -		44.497	2:20.940	75.83	9.466	16:30:39.046
2 -	1:29.130	45.536	2:14.666	79.36	3.192	16:32:53.712
3 -	1:29.981	44.387	2:14.368 (3)	79.54	2.894	16:35:08.080
4 -	1:27.680	43.794	2:11.474 (1)	81.29		16:37:19.554
5 -	1:28.594	43.947	2:12.541 (2)	80.63	1.067	16:39:32.095

P16 118		James PLUMMER		Suzuki -		
IDEAL LAP TIME : 2:12.331		BEST LAP TIME : 2:12.331		DIFFERENCE : 0.000		
LAP	SECTOR 1	SECTOR 2	LAP TIME	MPH	DIFF	TIME OF DAY
1 -		44.875	2:21.544	75.51	9.213	16:30:39.650
2 -	1:29.322	45.077	2:14.399 (3)	79.52	2.068	16:32:54.049
3 -	1:28.941	44.345	2:13.286 (2)	80.18	0.955	16:35:07.335
4 -	1:28.244	44.087	2:12.331 (1)	80.76		16:37:19.666
5 -	1:29.362	45.565	2:14.927	79.21	2.596	16:39:34.593

P17 28		Dominic VEASEY		Suzuki -		
IDEAL LAP TIME : 2:12.485		BEST LAP TIME : 2:12.563		DIFFERENCE : 0.078		
LAP	SECTOR 1	SECTOR 2	LAP TIME	MPH	DIFF	TIME OF DAY
1 -		45.064	2:21.274	75.65	8.711	16:30:39.380
2 -	1:28.872	45.704	2:14.576 (3)	79.42	2.013	16:32:53.956
3 -	1:28.427	44.555	2:12.982 (2)	80.37	0.419	16:35:06.938
4 -	1:27.930	44.633	2:12.563 (1)	80.62		16:37:19.501
5 -	1:29.111	46.185	2:15.296	78.99	2.733	16:39:34.797

P18 11		Emma SELWAY		Suzuki -		
IDEAL LAP TIME :		BEST LAP TIME : 2:14.636		DIFFERENCE :		
LAP	SECTOR 1	SECTOR 2	LAP TIME	MPH	DIFF	TIME OF DAY
1 -			2:25.451	73.48	10.815	16:30:43.557
2 -			2:15.536 (3)	78.85	0.900	16:32:59.093
3 -			2:15.952	78.61	1.316	16:35:15.045
4 -			2:15.416 (2)	78.92	0.780	16:37:30.461
5 -			2:14.636 (1)	79.38		16:39:45.097

P19 48		Shaun WALLIS		Suzuki -		
IDEAL LAP TIME : 2:14.497		BEST LAP TIME : 2:14.497		DIFFERENCE : 0.000		
LAP	SECTOR 1	SECTOR 2	LAP TIME	MPH	DIFF	TIME OF DAY
1 -		46.065	2:23.872	74.28	9.375	16:30:41.978
2 -	1:30.497	46.066	2:16.563 (3)	78.26	2.066	16:32:58.541
3 -	1:30.544	46.199	2:16.743	78.16	2.246	16:35:15.284
4 -	1:30.614	45.028	2:15.642 (2)	78.79	1.145	16:37:30.926
5 -	1:29.629	44.868	2:14.497 (1)	79.46		16:39:45.423

Weather / Track : Cloudy / Dry

Snetterton 300

Circuit Length = 2.9689 miles

Start: 16:28 Flag 16:38 End: 16:40

BMCRC - MRO Championships 2015 - Rnd 2 @ Snetterton 300

MRO Minitwins

RACE 18 - SECTOR ANALYSIS

SECTOR 1 = FL to I1, SECTOR 2 = I1 to I2, SECTOR 3 = I2 to FL, DIFF = Difference To Personal Best Lap

P20 65		Richard BUTT		Suzuki - K.J. Shelley Builders		
IDEAL LAP TIME : 2:14.438		BEST LAP TIME : 2:14.438		DIFFERENCE : 0.000		
LAP	SECTOR 1	SECTOR 2	LAP TIME	MPH	DIFF	TIME OF DAY
1 -		46.004	2:24.572	73.92	10.134	16:30:42.678
2 -	1:30.393	45.584	2:15.977 (3)	78.60	1.539	16:32:58.655
3 -	1:30.961	46.378	2:17.339	77.82	2.901	16:35:15.994
4 -	1:30.334	45.190	2:15.524 (2)	78.86	1.086	16:37:31.518
5 -	1:29.678	44.760	2:14.438 (1)	79.50		16:39:45.956

P21 59		Martin FOORD		Suzuki -		
IDEAL LAP TIME : 2:13.623		BEST LAP TIME : 2:14.433		DIFFERENCE : 0.810		
LAP	SECTOR 1	SECTOR 2	LAP TIME	MPH	DIFF	TIME OF DAY
1 -		45.805	2:27.092	72.66	12.659	16:30:45.198
2 -	1:30.375	45.117	2:15.492 (3)	78.88	1.059	16:33:00.690
3 -	1:30.863	45.570	2:16.433	78.33	2.000	16:35:17.123
4 -	1:29.110	45.323	2:14.433 (1)	79.50		16:37:31.556
5 -	1:30.263	44.513	2:14.776 (2)	79.30	0.343	16:39:46.332

P22 169		Robert MILES		Suzuki - The Bike Shop Long Eaton		
IDEAL LAP TIME : 2:14.996		BEST LAP TIME : 2:15.164		DIFFERENCE : 0.168		
LAP	SECTOR 1	SECTOR 2	LAP TIME	MPH	DIFF	TIME OF DAY
1 -		45.978	2:26.293	73.05	11.129	16:30:44.399
2 -	1:30.605	45.591	2:16.196 (3)	78.47	1.032	16:33:00.595
3 -	1:30.836	45.511	2:16.347	78.38	1.183	16:35:16.942
4 -	1:30.363	45.019	2:15.382 (2)	78.94	0.218	16:37:32.324
5 -	1:29.977	45.187	2:15.164 (1)	79.07		16:39:47.488

P23 37		Stephen WILSON		Suzuki -		
IDEAL LAP TIME : 2:13.551		BEST LAP TIME : 2:13.551		DIFFERENCE : 0.000		
LAP	SECTOR 1	SECTOR 2	LAP TIME	MPH	DIFF	TIME OF DAY
1 -		45.704	2:27.863	72.28	14.312	16:30:45.969
2 -	1:30.127	45.625	2:15.752 (2)	78.73	2.201	16:33:01.721
3 -	1:30.394	45.518	2:15.912 (3)	78.63	2.361	16:35:17.633
4 -	1:31.715	44.941	2:16.656	78.21	3.105	16:37:34.289
5 -	1:28.801	44.750	2:13.551 (1)	80.02		16:39:47.840

P24 39		Rob WILLIAMS		Suzuki -		
IDEAL LAP TIME : 2:14.126		BEST LAP TIME : 2:14.329		DIFFERENCE : 0.203		
LAP	SECTOR 1	SECTOR 2	LAP TIME	MPH	DIFF	TIME OF DAY
1 -		47.165	2:28.038	72.19	13.709	16:30:46.144
2 -	1:30.508	45.913	2:16.421	78.34	2.092	16:33:02.565
3 -	1:30.669	45.054	2:15.723 (3)	78.74	1.394	16:35:18.288
4 -	1:29.718	45.579	2:15.297 (2)	78.99	0.968	16:37:33.585
5 -	1:29.921	44.408	2:14.329 (1)	79.56		16:39:47.914

P25 145		Peter MOORE		Suzuki - Curphs Cuttings		
IDEAL LAP TIME : 2:15.825		BEST LAP TIME : 2:16.152		DIFFERENCE : 0.327		
LAP	SECTOR 1	SECTOR 2	LAP TIME	MPH	DIFF	TIME OF DAY
1 -		45.221	2:28.022	72.20	11.870	16:30:46.128
2 -	1:31.972	45.074	2:17.046 (3)	77.98	0.894	16:33:03.174
3 -	1:31.044	45.212	2:16.256 (2)	78.44	0.104	16:35:19.430
4 -	1:30.751	45.401	2:16.152 (1)	78.50		16:37:35.582
5 -	1:33.457	46.840	2:20.297	76.18	4.145	16:39:55.879

P26 99		Lee WINTERS		Suzuki -		
IDEAL LAP TIME : 2:18.074		BEST LAP TIME : 2:18.102		DIFFERENCE : 0.028		
LAP	SECTOR 1	SECTOR 2	LAP TIME	MPH	DIFF	TIME OF DAY

Weather / Track : Cloudy / Dry

Snetterton 300
Circuit Length = 2.9689 miles
Start: 16:28 Flag 16:38 End: 16:40

BMCRC - MRO Championships 2015 - Rnd 2 @ Snetterton 300

MRO Minitwins

RACE 18 - SECTOR ANALYSIS

SECTOR 1 = FL to I1, SECTOR 2 = I1 to I2, SECTOR 3 = I2 to FL, DIFF = Difference To Personal Best Lap

1 -		46.537	2:29.382	71.54	11.280	16:30:47.488
2 -	1:31.537	46.565	2:18.102 (1)	77.39		16:33:05.590
3 -	1:34.007	46.938	2:20.945	75.83	2.843	16:35:26.535
4 -	1:33.491	46.704	2:20.195 (2)	76.23	2.093	16:37:46.730
5 -	1:33.740	47.052	2:20.792 (3)	75.91	2.690	16:40:07.522

P27 73	Vincent LEWIN	Suzuki - Vinitwin Racing DotCo
IDEAL LAP TIME : 2:21.346	BEST LAP TIME : 2:21.346	DIFFERENCE : 0.000

LAP	SECTOR 1	SECTOR 2	LAP TIME	MPH	DIFF	TIME OF DAY
1 -		48.135	2:32.096	70.27	10.750	16:30:50.202
2 -	1:34.586	48.801	2:23.387 (3)	74.54	2.041	16:33:13.589
3 -	1:34.806	48.842	2:23.648	74.40	2.302	16:35:37.237
4 -	1:33.970	48.016	2:21.986 (2)	75.27	0.640	16:37:59.223
5 -	1:33.884	47.462	2:21.346 (1)	75.61		16:40:20.569

P28 52	Paul JOHNSTON	Suzuki - ePayMe
IDEAL LAP TIME : 2:11.973	BEST LAP TIME : 2:12.175	DIFFERENCE : 0.202

LAP	SECTOR 1	SECTOR 2	LAP TIME	MPH	DIFF	TIME OF DAY
1 -		44.498	2:20.676	75.97	8.501	16:30:38.782
2 -	1:28.916	45.115	2:14.031 (3)	79.74	1.856	16:32:52.813
3 -	1:28.567	44.136	2:12.703 (2)	80.54	0.528	16:35:05.516
4 -	1:27.837	44.338	2:12.175 (1)	80.86		16:37:17.691

BMCRC - MRO Championships 2015 - Rnd 2 @ Snetterton 300

MRO Minitwins

RACE 18 - BEST SECTORS

SECTOR 1			SECTOR 2			IDEAL / BEST COMPARISON						
POS	NO	NAME	TIME	NO	NAME	TIME	POS	NO	NAME	IDEAL	BEST	DIFF
									PERFECT LAP	2:03.927		
1	30	GOODE	1:23.034	76	KING	40.893	1	76	KING	2:04.081	2:04.081	0.000
2	76	KING	1:23.188	40	WILBY	40.917	2	30	GOODE	2:04.119	2:04.256	0.137
3	40	WILBY	1:23.498	30	GOODE	41.085	3	40	WILBY	2:04.415	2:04.415	0.000
4	124	BUTLER	1:24.045	777	WILLIAMS	41.887	4	124	BUTLER	2:06.093	2:06.830	0.737
5	7	HICKLING	1:24.494	124	BUTLER	42.048	5	777	WILLIAMS	2:06.592	2:06.966	0.374
6	777	WILLIAMS	1:24.705	139	KIRK	42.544	6	7	HICKLING	2:07.182	2:07.182	0.000
7	139	KIRK	1:24.721	7	HICKLING	42.688	7	139	KIRK	2:07.265	2:07.424	0.159
8	111	FOLKES	1:25.331	111	FOLKES	42.720	8	111	FOLKES	2:08.051	2:08.051	0.000
9	58	COSTIN	1:25.414	5	MANTELL	43.034	9	58	COSTIN	2:08.608	2:08.608	0.000
10	35	WALSH	1:25.833	35	WALSH	43.136	10	35	WALSH	2:08.969	2:09.015	0.046
11	5	MANTELL	1:27.419	58	COSTIN	43.194	11	5	MANTELL	2:10.453	2:10.453	0.000
12	81	MAY	1:27.680	54	JAMISON	43.490	12	54	JAMISON	2:11.178	2:11.674	0.496
13	54	JAMISON	1:27.688	3	NEWALL	43.766	13	81	MAY	2:11.474	2:11.474	0.000
14	52	JOHNSTON	1:27.837	81	MAY	43.794	14	52	JOHNSTON	2:11.973	2:12.175	0.202
15	28	VEASEY	1:27.930	118	PLUMMER	44.087	15	51	RUTTER	2:12.196	2:12.269	0.073
16	51	RUTTER	1:28.001	52	JOHNSTON	44.136	16	3	NEWALL	2:12.240	2:12.591	0.351
17	118	PLUMMER	1:28.244	51	RUTTER	44.195	17	118	PLUMMER	2:12.331	2:12.331	0.000
18	3	NEWALL	1:28.474	39	WILLIAMS	44.408	18	28	VEASEY	2:12.485	2:12.563	0.078
19	37	WILSON	1:28.801	59	FOORD	44.513	19	37	WILSON	2:13.551	2:13.551	0.000
20	59	FOORD	1:29.110	28	VEASEY	44.555	20	59	FOORD	2:13.623	2:14.433	0.810
21	48	WALLIS	1:29.629	37	WILSON	44.750	21	39	WILLIAMS	2:14.126	2:14.329	0.203
22	65	BUTT	1:29.678	65	BUTT	44.760	22	65	BUTT	2:14.438	2:14.438	0.000
23	39	WILLIAMS	1:29.718	48	WALLIS	44.868	23	48	WALLIS	2:14.497	2:14.497	0.000
24	169	MILES	1:29.977	169	MILES	45.019	24	169	MILES	2:14.996	2:15.164	0.168
25	145	MOORE	1:30.751	145	MOORE	45.074	25	145	MOORE	2:15.825	2:16.152	0.327
26	99	WINTERS	1:31.537	99	WINTERS	46.537	26	99	WINTERS	2:18.074	2:18.102	0.028
27	73	LEWIN	1:33.884	73	LEWIN	47.462	27	73	LEWIN	2:21.346	2:21.346	0.000
28							28	11	SELWAY		2:14.636	
29												
30												

Weather / Track : Cloudy / Dry

Results can be found at www.tsl-timing.com

Snetterton 300

Circuit Length = 2.9689 miles

Start: 16:28 Flag 16:38 End: 16:40

Printed - 16:41 Sunday, 26 April 2015